



## **SHSU AVE I PARKING STRUCTURE**

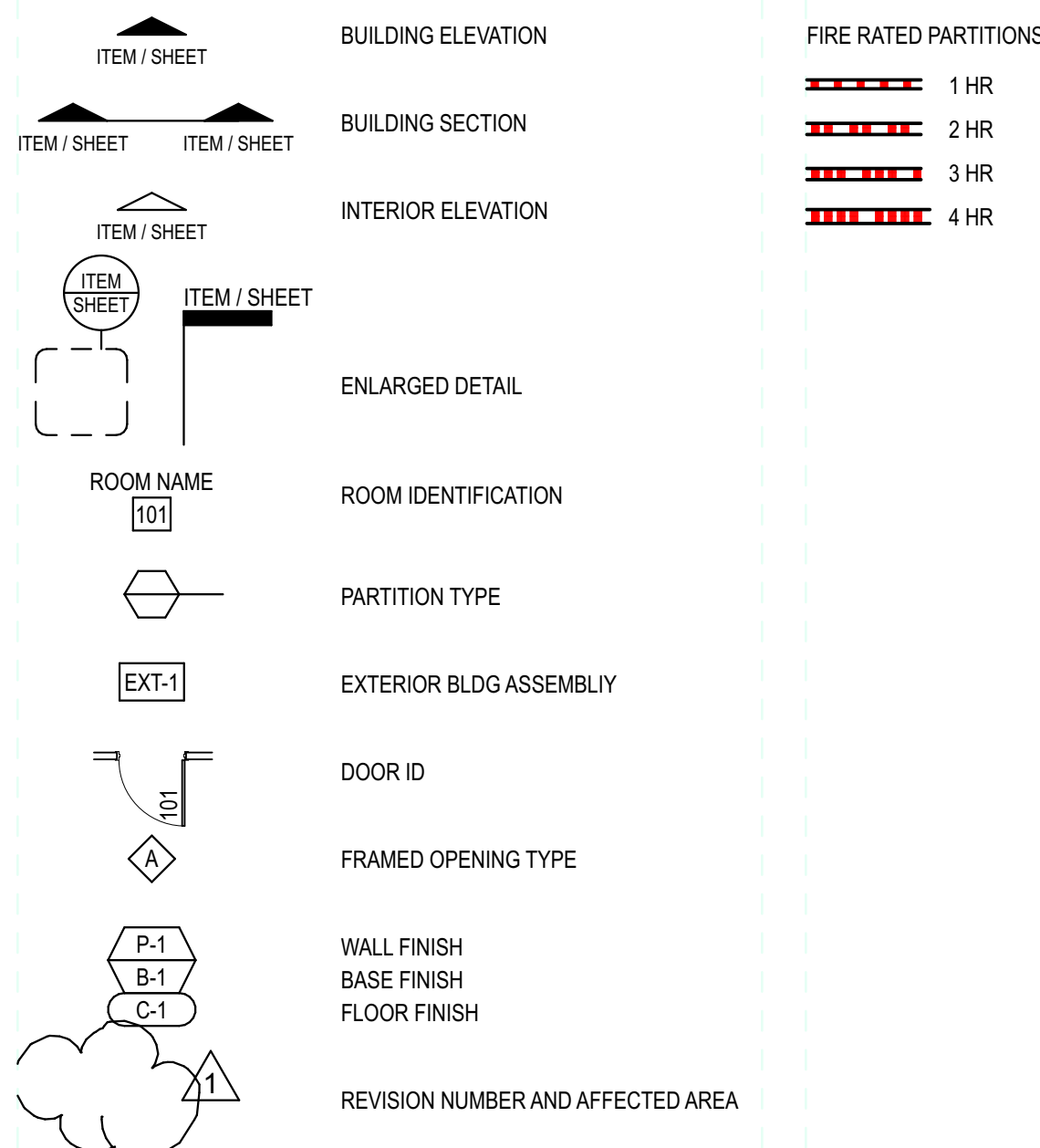
SAM HOUSTON STATE UNIVERSITY  
1698 AVENUE I  
HUNTSVILLE, TX 77340

PROJECT # 758-20-06066  
BUILDING #382  
21 December 2020

ABBREVIATIONS

Table of abbreviations organized by letter (A, B, C, D, E, F, G, H, I, J, K, L, M, N, O, P, Q, R, S, T, U, V, W, X, Y, Z). Each entry includes a symbol and its corresponding full name.

GRAPHIC LEGEND



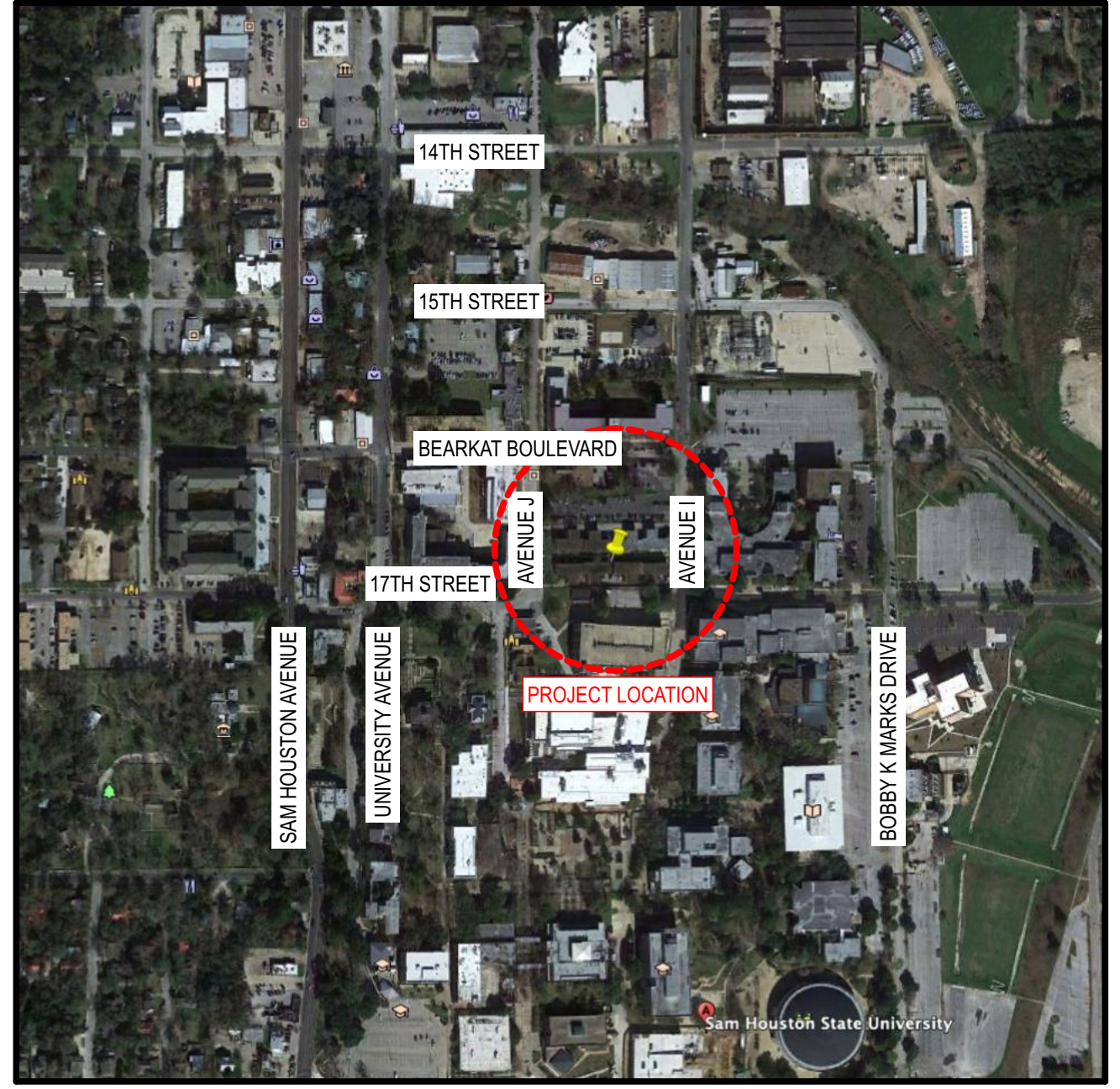
CODE SUMMARY

Table summarizing code references and their applicability. Includes sections for Classification, Construction Classification, Automatic Sprinkler Systems, Allowable Building Heights and Areas, Fire-Resistance Rating Requirements, Maximum Floor Area Allowances, Means of Egress Sizing, Common Path of Travel, Exit and Exit Access Doorways, and Exit Access Travel Distance.

SHEET INDEX

Table listing architectural, mechanical, plumbing, electrical, civil, landscape, and structural sheets. Each sheet is identified by a number and a brief description of its content.

VICINITY MAP



Project information and branding. Includes Energy Architecture logo, contact information (2777 Allen Parkway, Suite 460, Houston, TX 77019), VAUGHN CONSTRUCTION logo, SHI logo, project name (SHSU AVE I PARKING STRUCTURE), address (1698 AVENUE I HUNTSVILLE, TX 77340), and a revision table with dates and descriptions.



REV	DATE	DESCRIPTION
0	21 DEC 2020	INITIAL ISSUE (PKG THREE)
EA PROJECT NUMBER: 20028		
PROJECT # 759-20-06066		
BUILDING #382		



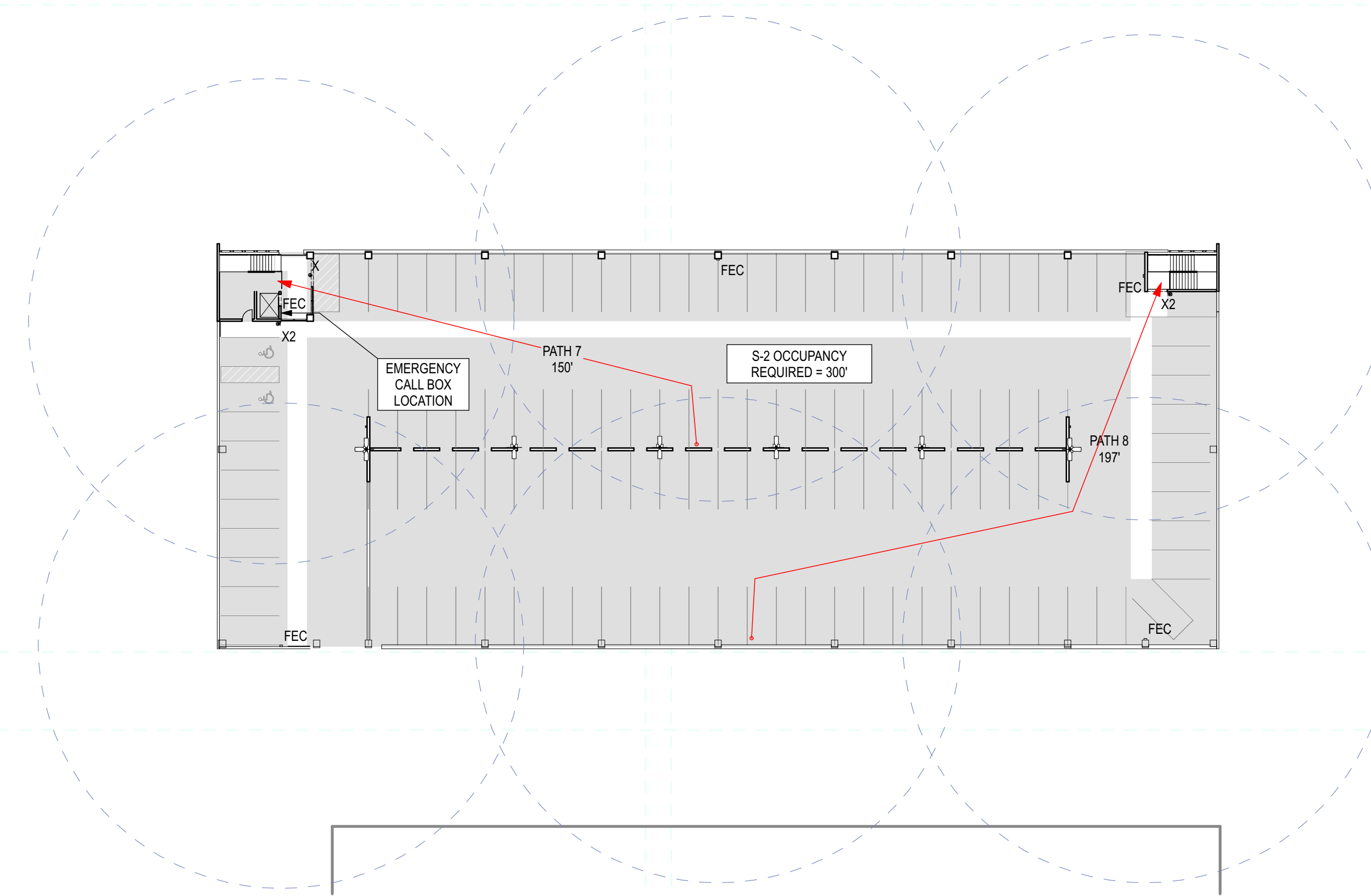
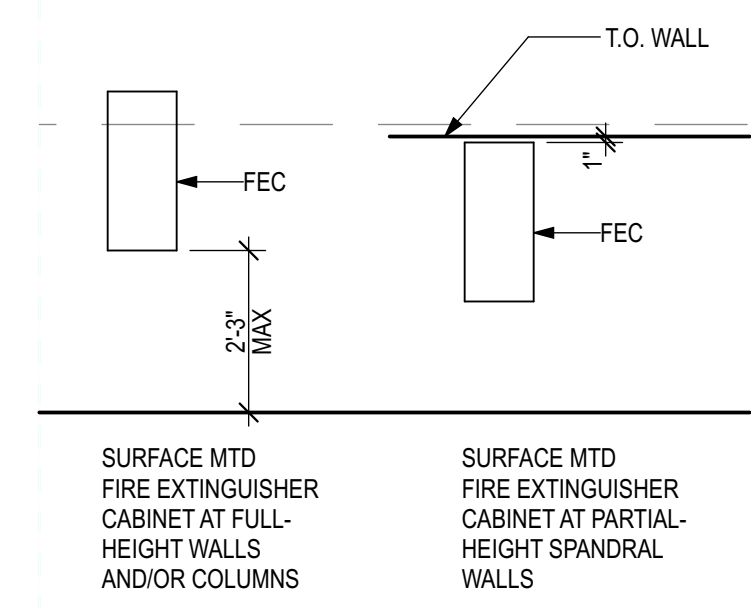
**LIFE SAFETY NOTES**

**LEGEND**

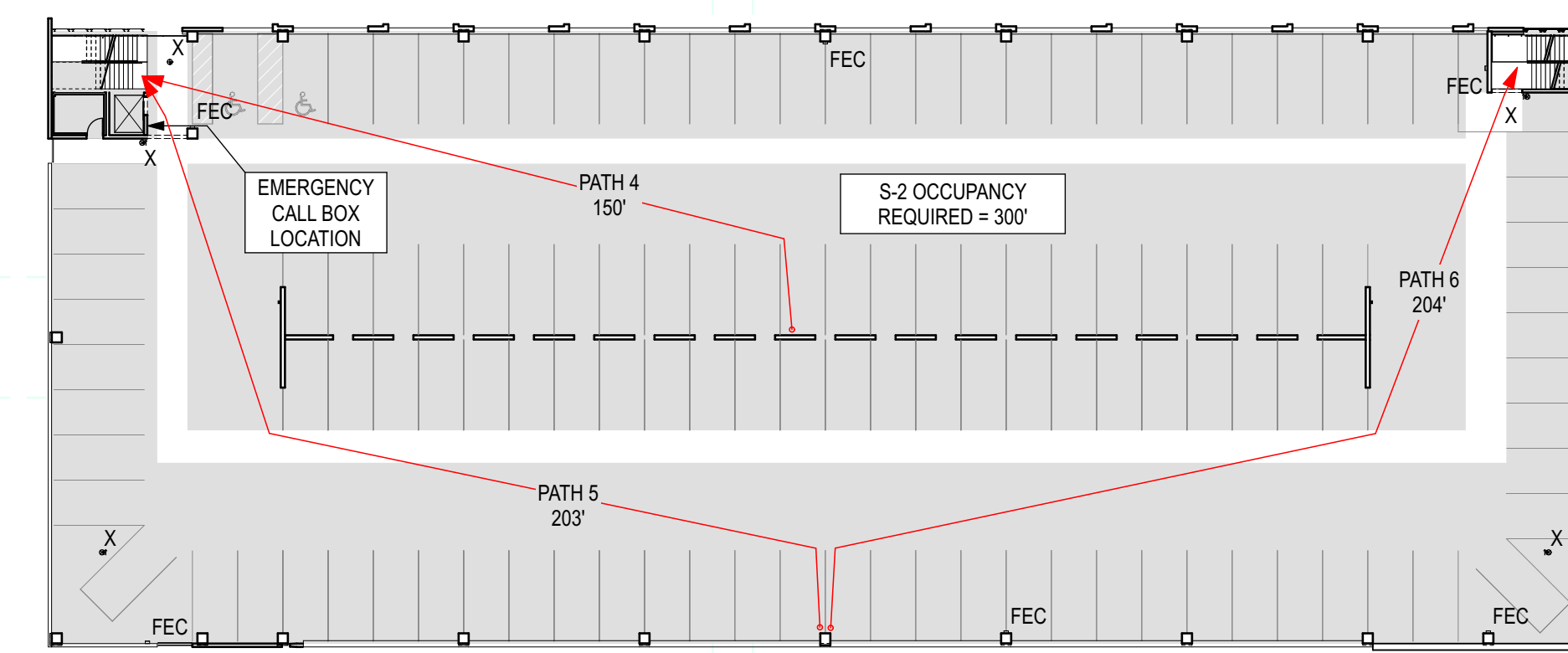
- EXIT DISCHARGE
- TRAVEL DISTANCE
- EXIT SIGN
- FIRE EXTINGUISHER CABINET
- MINIMUM EGRESS WIDTHS

**TYP MOUNTING HEIGHTS**

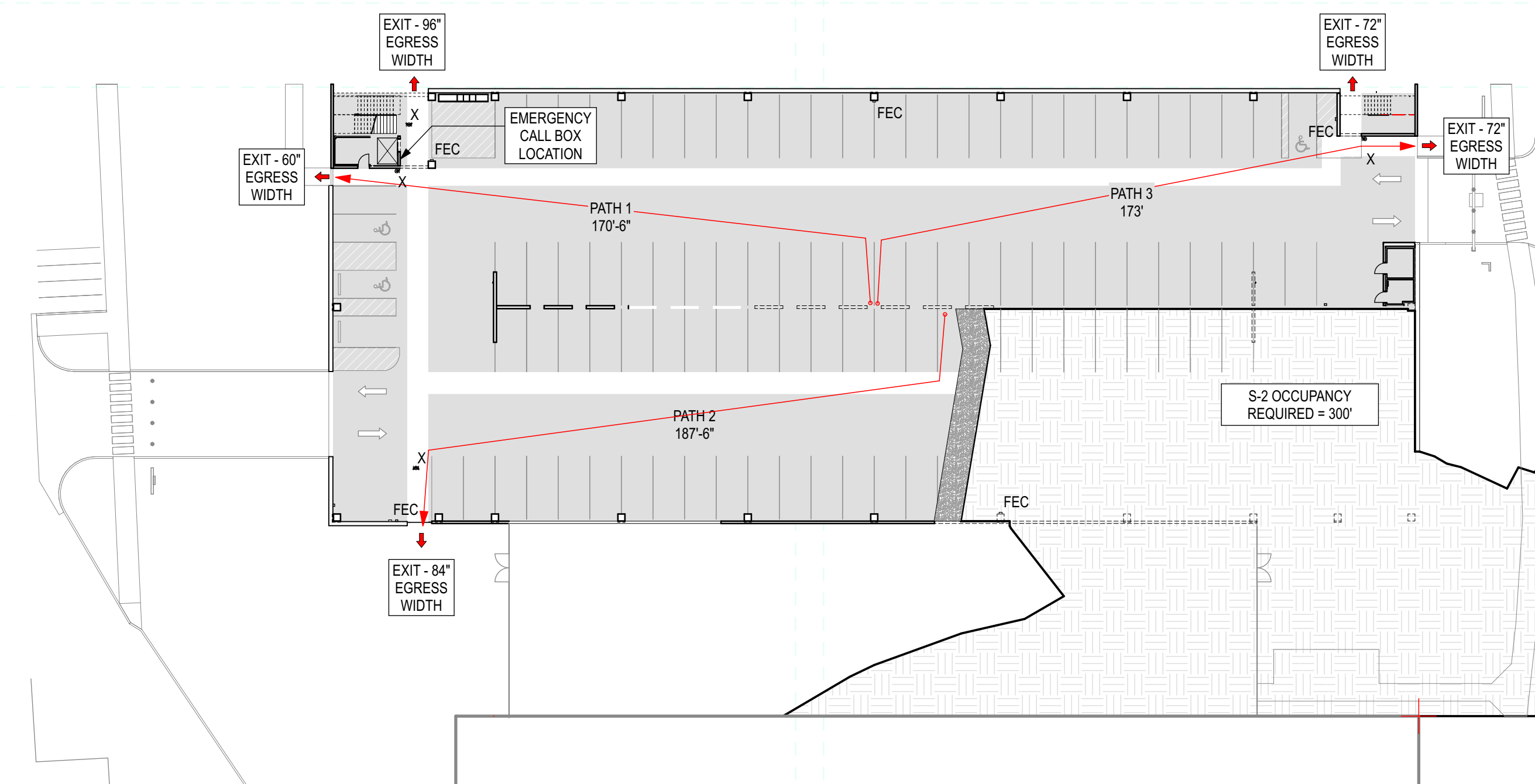
**FIRE EXTINGUISHER CABINETS**



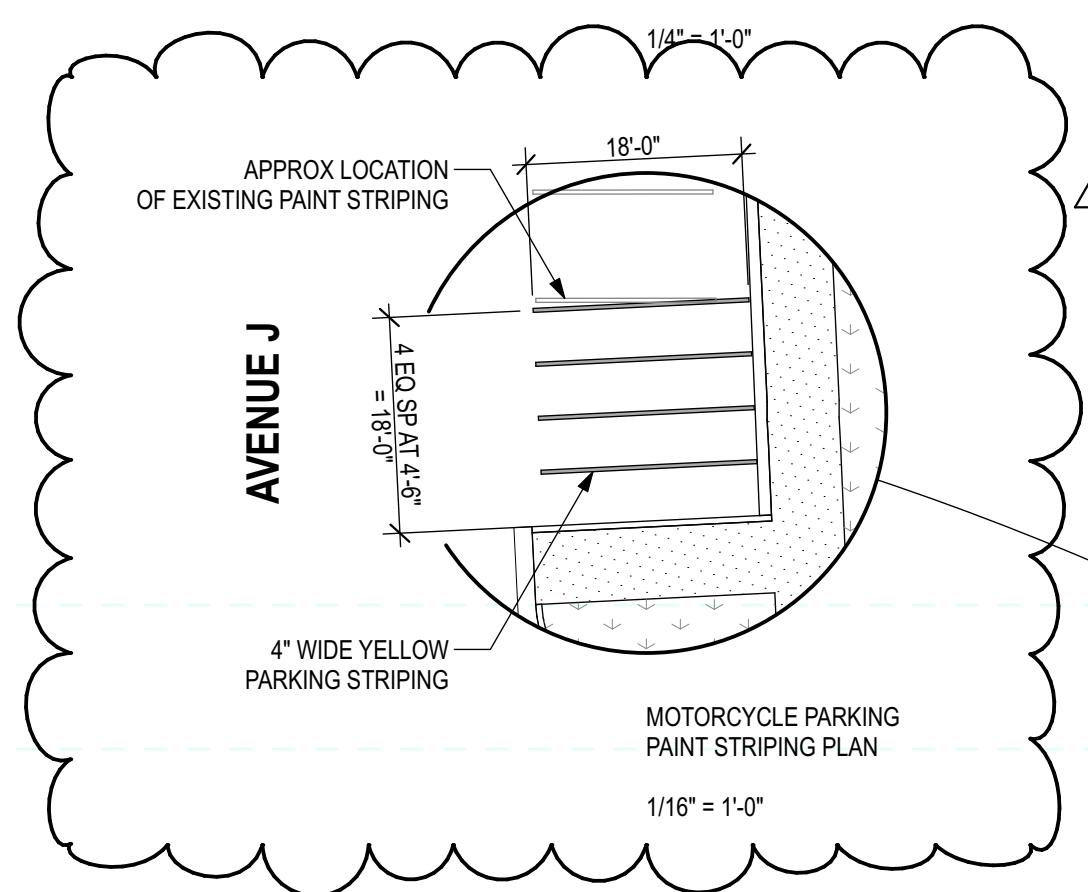
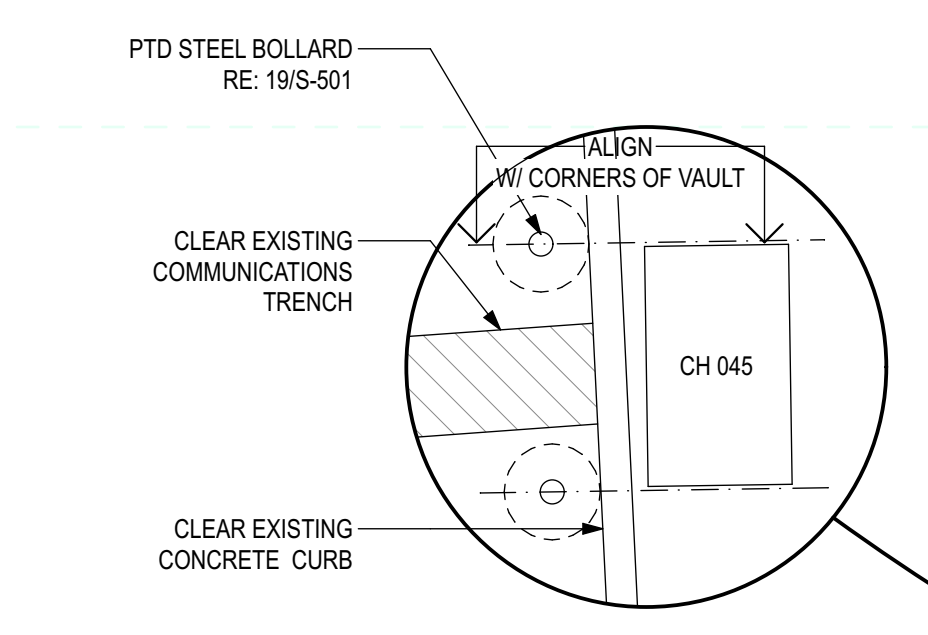
**C3** 5TH FLOOR LIFE SAFETY PLAN  
 SCALE: 1/32" = 1'-0"



**B3** 2ND THROUGH 4TH FLOOR LIFE SAFETY PLAN  
 SCALE: 1/32" = 1'-0"



**A3** 1ST FLOOR LIFE SAFETY PLAN  
 SCALE: 1/32" = 1'-0"



**SITE PLAN NOTES**

**KEYED NOTES**

- 1 EXISTING TRANSFORMERS TO REMAIN
- 2 SIDEWALK SOUTH TOWARDS L.S.C. ALTERNATE 1
- 3 CROSSWALK STRIPING PAVEMENT MARKINGS
- 4 LANDSCAPING/SOD PLANTING AREA WITH IRRIGATION RE: LANDSCAPE
- 5 PARKING GUIDANCE SYSTEM (PGS) SIGN PYLON RE: PGS-1
- 6 CLEARANCE BAR OVERHANG
- 7 FUTURE NORTH RESIDENTIAL SIDEWALK AND SITE STAIRS (N.I.C.)
- 8 CONCRETE SIDEWALK PAVING
- 9 REINF CONC DRIVE RAMP WITH HC TACTILE WARNING
- 10 EXIST STREET PAVING TO REMAIN
- 11 PROPOSED UTILITIES LOCATION, RE: CIVIL
- 12 PROPOSED IRRIGATION METER LOCATION RE: LANDSCAPE
- 13 EXISTING WATER METER, RE: CIVIL
- 14 PROPOSED INLET, RE: CIVIL
- 15 PROPOSED TREE, RE: LANDSCAPE
- 16 PEDESTRIAN POLE LIGHT FIXTURES, RE: ELEC

**LEGEND**

- EXISTING CONSTRUCTION
- NEW CONSTRUCTION
- FUTURE CONSTRUCTION, N.I.C.



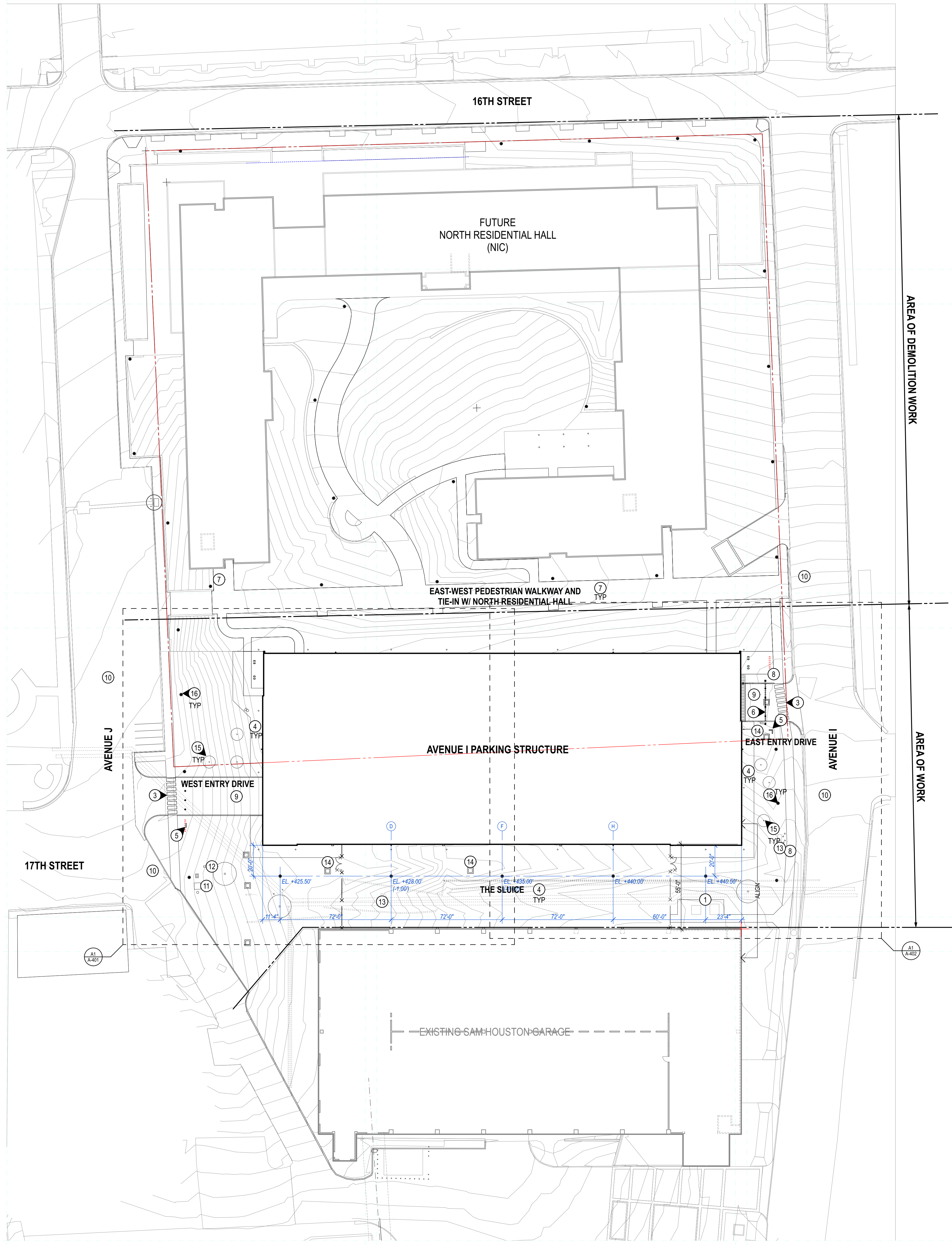
**SHSU AVE I PARKING STRUCTURE**  
1698 AVENUE I  
HUNTSVILLE, TX 77340

REV	DATE	DESCRIPTION
5	04 FEB 2022	RFI 69
4	31 JAN 2022	PEDESTRIAN POLE DIMENSIONS
3	01 DEC 2021	RFI 55
2	22 JAN 2021	BPS ADDENDUM #3
1	21 DEC 2020	PKG THREE
0	08 SEPT 2020	INITIAL ISSUE (PKG ONE)

EA PROJECT NUMBER: 20028  
PROJECT # 759-20-0606  
BUILDING #382



08 SEPTEMBER 2020



**SITE PLAN NOTES**

**KEYED NOTES**

- 1 EXISTING TRANSFORMERS TO REMAIN
- 2 SIDEWALK SOUTH TOWARDS L.S.C. ALTERNATE 1
- 3 CROSSWALK STRIPING PAVEMENT MARKINGS
- 4 LANDSCAPING/SOD PLANTING AREA WITH IRRIGATION RE: LANDSCAPE
- 5 PARKING GUIDANCE SYSTEM (PGS) SIGN PYLON RE: PGS-1
- 6 CLEARANCE BAR OVERHANG
- 7 FUTURE NORTH RESIDENTIAL SIDEWALK AND SITE STAIRS (N.I.C.)
- 8 CONCRETE SIDEWALK PAVING
- 9 REINF CONC DRIVE RAMP WITH HC TACTILE WARNING
- 10 EXIST STREET PAVING TO REMAIN
- 11 PROPOSED UTILITIES LOCATION, RE: CIVIL
- 12 PROPOSED IRRIGATION METER LOCATION RE: LANDSCAPE
- 13 EXISTING WATER METER, RE: CIVIL
- 14 PROPOSED INLET, RE: CIVIL
- 15 PROPOSED TREE, RE: LANDSCAPE
- 16 PEDESTRIAN POLE LIGHT FIXTURES, RE: ELEC

**LEGEND**

- EXISTING CONSTRUCTION
- NEW CONSTRUCTION
- FUTURE CONSTRUCTION, N.I.C.



**SHSU AVE I PARKING STRUCTURE**  
 1698 AVENUE I  
 HUNTSVILLE, TX 77340

REV	DATE	DESCRIPTION



**FLOOR PLAN NOTES**

**KEYED NOTES**

- 1 PRECAST ARCHITECTURAL CONCRETE STAIRS AND LANDINGS WITH INTEGRATED NOSINGS AND GALV STEEL GUARDRAIL AND HANDRAIL
- 2 PRECAST CONCRETE WALL
- 3 MRL ELEVATOR IN PRECAST CONCRETE WALL SHAFT (3 SIDES) W/ CMU PARTITION INFILL ON FRONT
- 4 GALV STEEL PEDESTRIAN BARRIER AT CENTER RAMP WALL OPENINGS - TYP
- 5 PAINTED VEHICULAR SPACE AND PEDESTRIAN SAFETY STRIPING PAVEMENT MARKINGS
- 6 SUBGRADE BELOW FLOOR SLAB SHOWN
- 7 EXIST STREET PAVING TO REMAIN
- 8 TRAFFIC COATING
- 9 CAST IN PLACE CONC STRUCTURE RE. STRUCT FOR EXTENTS AND ELEVATIONS FOR FINISHES
- 10 POLE MOUNTED LIGHT FIXTURE
- 11 PRECAST CONC INFILL PANELS
- 12 GALVANIZED STEEL GUARD RAILING
- 13 PREFINISHED PERFORATED ALUM PANELS RE. ELEVATIONS
- 14 PRECAST CONCRETE CENTER RAMP WALL PANEL - TYP
- 15 PRECAST CONCRETE SHEAR WALL PANEL - TYP
- 16 HORIZONTAL PRECAST ROOF PANELS ABOVE
- 17 6" x 6" PREFINISHED SHEETMETAL BOX GUTTER TO 4" x 6" PREFINISHED SHEETMETAL DOWNSPOUT

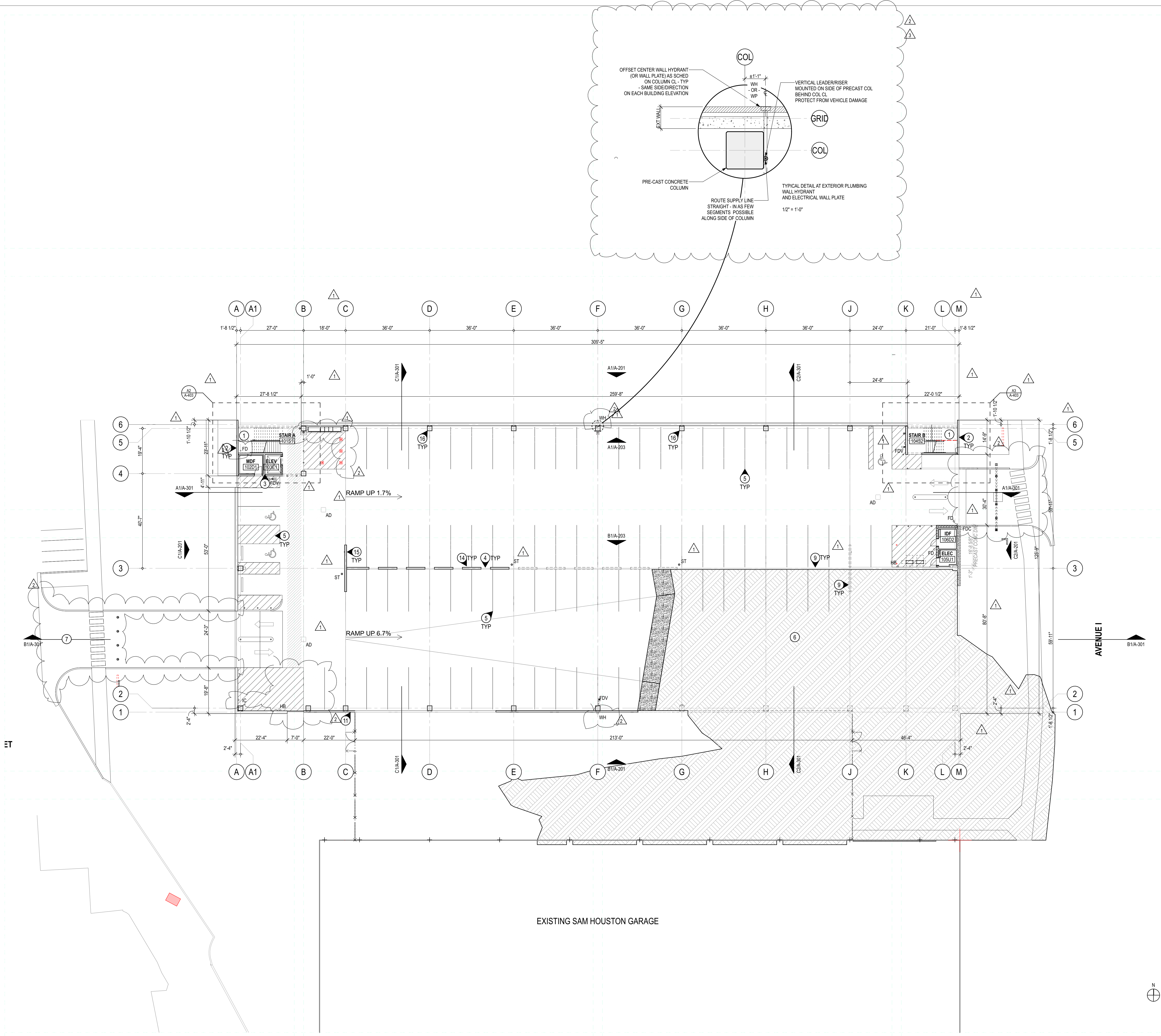
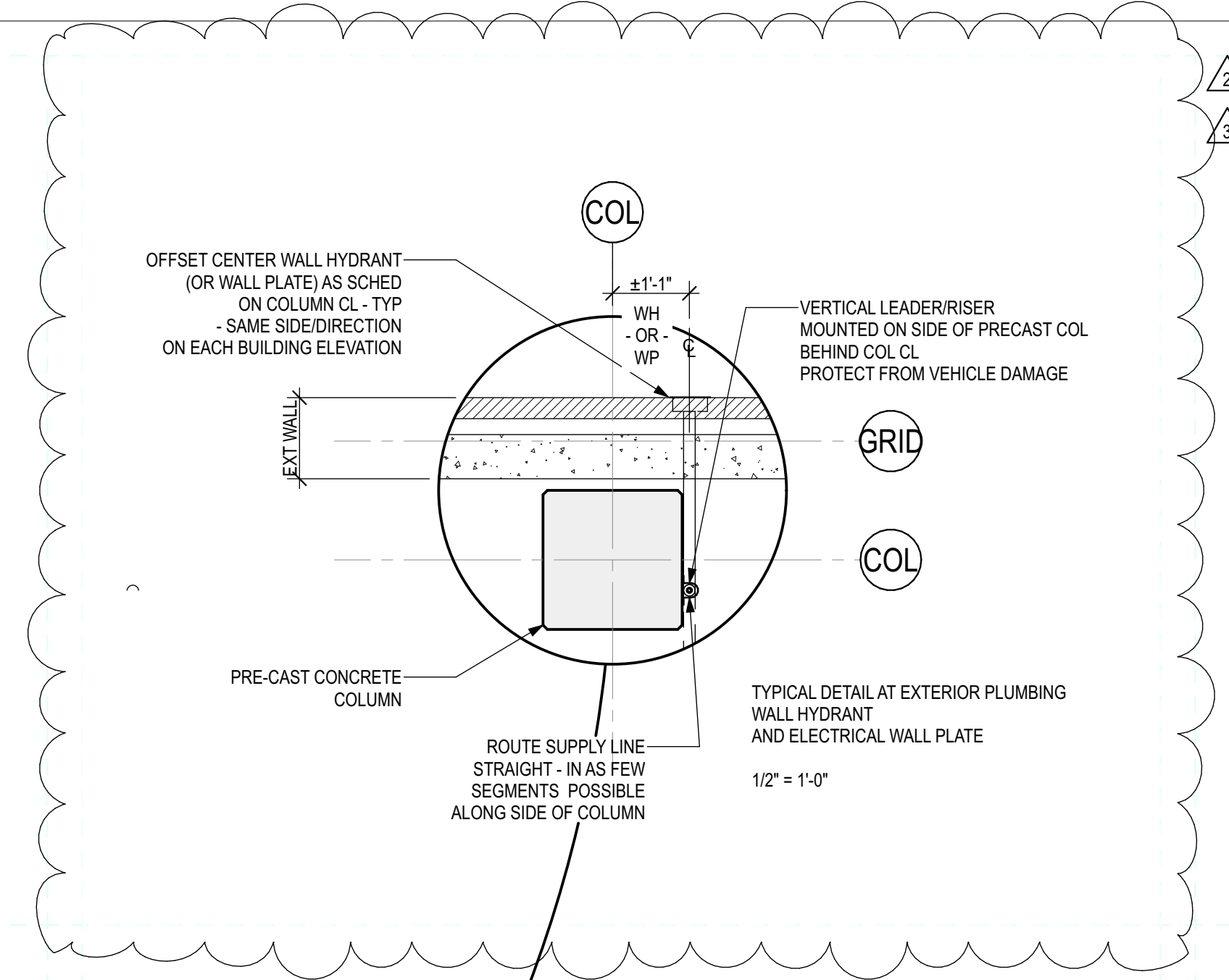
**GENERAL NOTES**

- A. DIMENSIONS ARE TO FACE OF FINISH UNLESS NOTED OTHERWISE

**LEGEND**

REFER TO PLUMBING FOR THE FOLLOWING:

- FD FLOOR DRAIN
  - FDV FIRE DEPARTMENT VALVE
  - FDC FIRE DEPARTMENT CONNECTION
  - AD AREA DRAIN
  - ST STORM PIPING
  - HB HOSE BIB
  - WH WALL HYDRANT
- REFER TO LANDSCAPE OR CIVIL FOR THE FOLLOWING:
- IC IRRIGATION CONTROL
  - TD TRENCH DRAIN




**A1** 1ST FLOOR PLAN  
SCALE: 1/16" = 1'-0"

**SHSU AVE I PARKING STRUCTURE**  
1698 AVENUE I  
HUNTSVILLE, TX 77340

REV	DATE	DESCRIPTION
2	22 JAN 2021	BPS ADDENDUM #3
1	21 DEC 2020	PKG THREE
0	08 SEPT 2020	INITIAL ISSUE (PKG ONE)

EA PROJECT NUMBER: 20028  
PROJECT # 759-20-06066  
BUILDING #382



08 SEPTEMBER 2020

**1ST FLOOR PLAN**  
**A-102**



**FLOOR PLAN NOTES**

**KEYED NOTES**

- 1 PRECAST ARCHITECTURAL CONCRETE STAIRS AND LANDINGS WITH INTEGRATED NOSINGS AND GALV STEEL GUARDRAIL AND HANDRAIL
- 2 PRECAST CONCRETE WALL
- 3 MRL ELEVATOR IN PRECAST CONCRETE WALL SHAFT (3 SIDES) W/ CMU PARTITION INFILL ON FRONT
- 4 GALV STEEL PEDESTRIAN BARRIER AT CENTER RAMP WALL OPENINGS - TYP
- 5 PAINTED VEHICULAR SPACE AND PEDESTRIAN SAFETY STRIPING PAVEMENT MARKINGS
- 6 SUBGRADE BELOW FLOOR SLAB SHOWN SHADED
- 7 EXIST STREET PAVING TO REMAIN
- 8 TRAFFIC COATING
- 9 CAST IN PLACE CONC STRUCTURE RE: STRUCT FOR EXTENTS AND ELEVATIONS FOR FINISHES
- 10 POLE MOUNTED LIGHT FIXTURE
- 11 PRECAST CONC INFILL PANELS
- 12 GALVANIZED STEEL GUARD RAILING
- 13 PREFINISHED PERFORATED ALUM PANELS RE: ELEVATIONS
- 14 PRECAST CONCRETE CENTER RAMP WALL PANEL - TYP
- 15 PRECAST CONCRETE SHEAR WALL PANEL - TYP
- 16 HORIZONTAL PRECAST ROOF PANELS ABOVE
- 17 6" x 6" PREFINISHED SHEETMETAL BOX GUTTER TO 4" x 6" PREFINISHED SHEETMETAL DOWNSPOUT

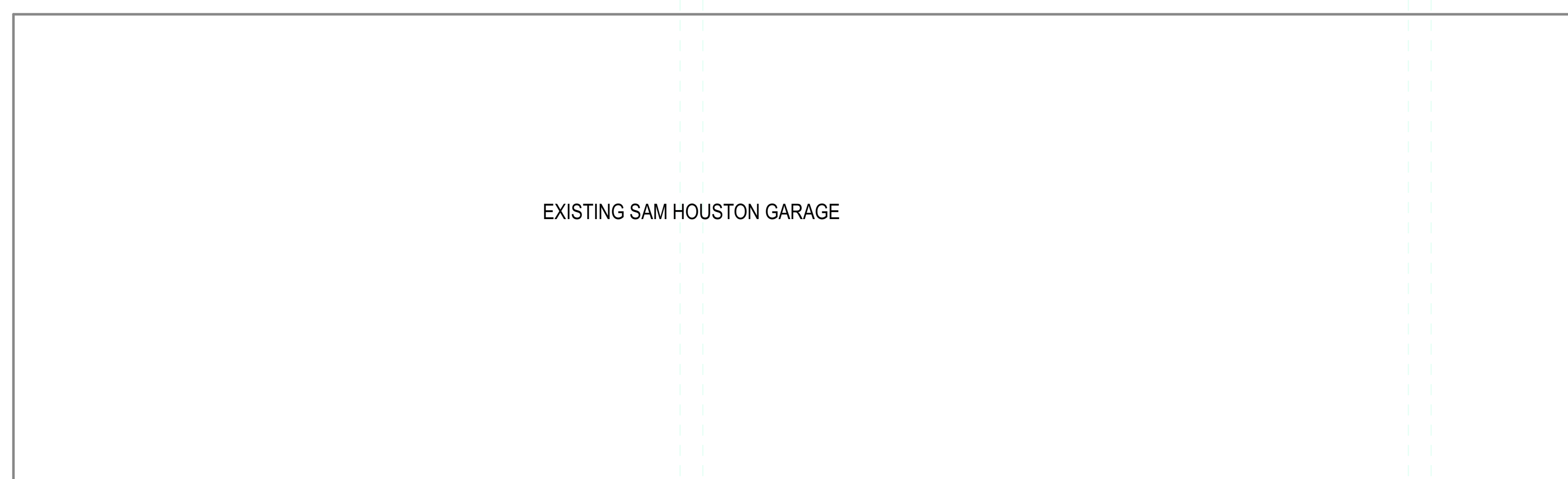
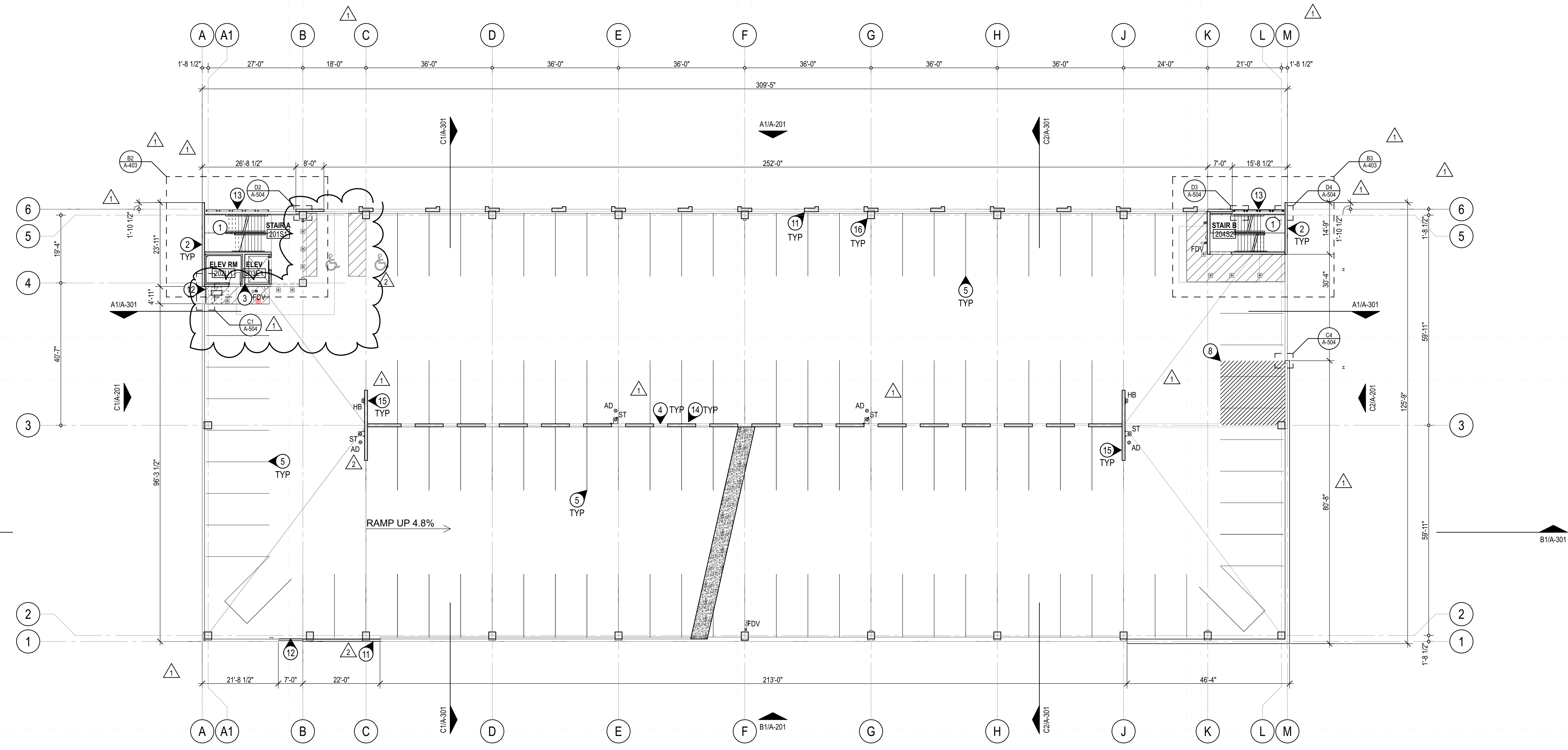
**GENERAL NOTES**

- A. DIMENSIONS ARE TO FACE OF FINISH UNLESS NOTED OTHERWISE

**LEGEND**

REFER TO PLUMBING FOR THE FOLLOWING:

- FD FLOOR DRAIN
  - FDV FIRE DEPARTMENT VALVE
  - FDC FIRE DEPARTMENT CONNECTION
  - AD AREA DRAIN
  - ST STORM PIPING
  - HB HOSE BIB
  - WH WALL HYDRANT
- REFER TO LANDSCAPE OR CIVIL FOR THE FOLLOWING:
- IC IRRIGATION CONTROL
  - TD TRENCH DRAIN



SHSU AVE I PARKING STRUCTURE  
1698 AVENUE I  
HUNTSVILLE, TX 77340

REV	DATE	DESCRIPTION
3	19 JAN 2021	RFI 64
2	22 JAN 2021	BPS ADDENDUM #3
1	21 DEC 2020	PKG THREE
0	08 SEPT 2020	INITIAL ISSUE (PKG ONE)

EA PROJECT NUMBER: 20028  
PROJECT # 759-20-06066  
BUILDING #382



08 SEPTEMBER 2020



**FLOOR PLAN NOTES**

**KEYED NOTES**

- 1 PRECAST ARCHITECTURAL CONCRETE STAIRS AND LANDINGS WITH INTEGRATED NOSINGS AND GALV STEEL GUARDRAIL AND HANDRAIL
- 2 PRECAST CONCRETE WALL
- 3 MRL ELEVATOR IN PRECAST CONCRETE WALL SHAFT (3 SIDES) W/ CMU PARTITION INFILL ON FRONT
- 4 GALV STEEL PEDESTRIAN BARRIER AT CENTER RAMP WALL OPENINGS - TYP
- 5 PAINTED VEHICULAR SPACE AND PEDESTRIAN SAFETY STRIPING PAVEMENT MARKINGS
- 6 SUBGRADE BELOW FLOOR SLAB SHOWN SHADED
- 7 EXIST STREET PAVING TO REMAIN
- 8 TRAFFIC COATING
- 9 CAST IN PLACE CONC STRUCTURE RE. STRUCT FOR EXTENTS AND ELEVATIONS FOR FINISHES
- 10 POLE MOUNTED LIGHT FIXTURE
- 11 PRECAST CONC INFILL PANELS
- 12 GALVANIZED STEEL GUARD RAILING
- 13 PREFINISHED PERFORATED ALUM PANELS RE. ELEVATIONS
- 14 PRECAST CONCRETE CENTER RAMP WALL PANEL - TYP
- 15 PRECAST CONCRETE SHEAR WALL PANEL - TYP
- 16 HORIZONTAL PRECAST ROOF PANELS ABOVE
- 17 6" x 6" PREFINISHED SHEETMETAL BOX GUTTER TO 4" x 6" PREFINISHED SHEETMETAL DOWNSPOUT

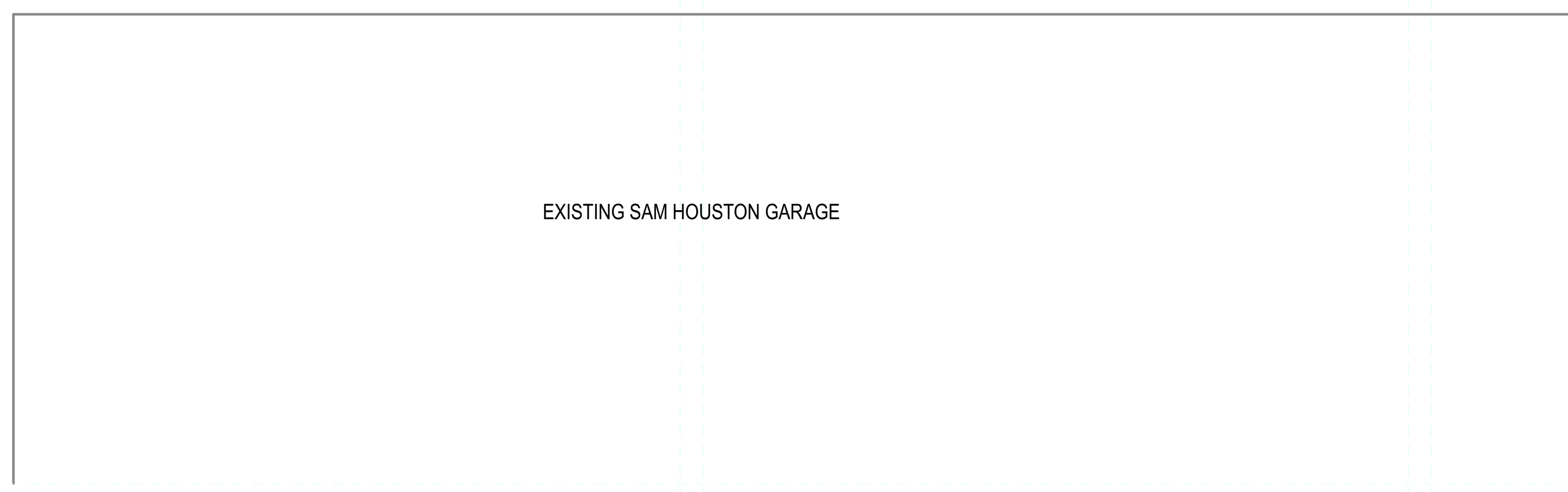
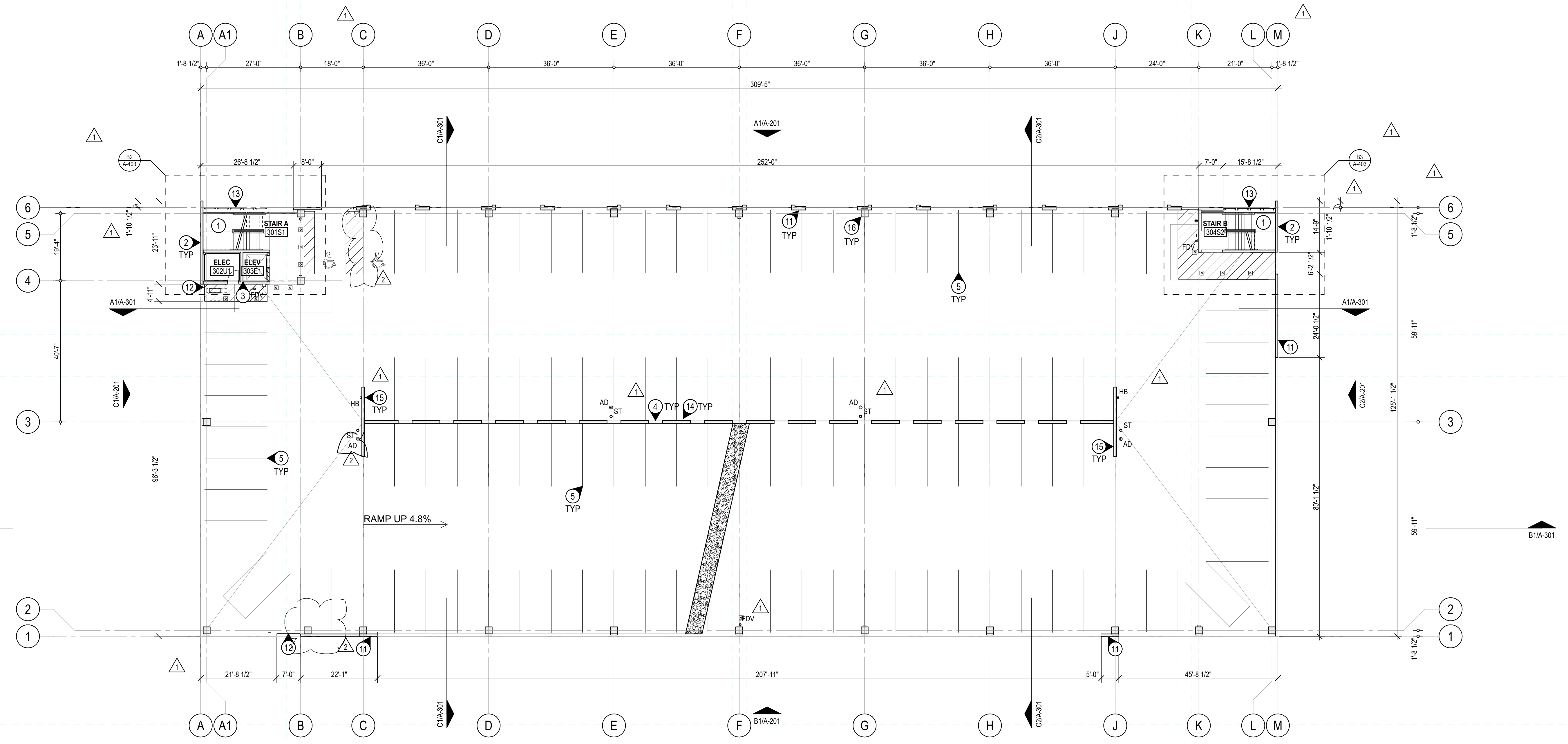
**GENERAL NOTES**

A. DIMENSIONS ARE TO FACE OF FINISH UNLESS NOTED OTHERWISE

**LEGEND**

REFER TO PLUMBING FOR THE FOLLOWING:


- FD FLOOR DRAIN
  - FDV FIRE DEPARTMENT VALVE
  - FDC FIRE DEPARTMENT CONNECTION
  - AD AREA DRAIN
  - ST STORM PIPING
  - HB HOSE BIB
  - WH WALL HYDRANT
- REFER TO LANDSCAPE OR CIVIL FOR THE FOLLOWING:
- IC IRRIGATION CONTROL
  - TD TRENCH DRAIN



**SHSU AVE I PARKING STRUCTURE**  
 1698 AVENUE I  
 HUNTSVILLE, TX 77340

REV	DATE	DESCRIPTION
2	22 JAN 2021	BPS ADDENDUM #3
1	21 DEC 2020	PKG THREE
0	08 SEPT 2020	INITIAL ISSUE (PKG ONE)

EA PROJECT NUMBER: 20028  
PROJECT # 759-20-06066  
BUILDING #382



08 SEPTEMBER 2020



**FLOOR PLAN NOTES**

**KEYED NOTES**

- 1 PRECAST ARCHITECTURAL CONCRETE STAIRS AND LANDINGS WITH INTEGRATED NOSINGS AND GALV STEEL GUARDRAIL AND HANDRAIL
- 2 PRECAST CONCRETE WALL
- 3 MRL ELEVATOR IN PRECAST CONCRETE WALL SHAFT (3 SIDES) W/ CMU PARTITION INFILL ON FRONT
- 4 GALV STEEL PEDESTRIAN BARRIER AT CENTER RAMP WALL OPENINGS - TYP
- 5 PAINTED VEHICULAR SPACE AND PEDESTRIAN SAFETY STRIPING PAVEMENT MARKINGS
- 6 SUBGRADE BELOW FLOOR SLAB SHOWN SHADED
- 7 EXIST STREET PAVING TO REMAIN
- 8 TRAFFIC COATING
- 9 CAST IN PLACE CONC STRUCTURE RE: STRUCT FOR EXTENTS AND ELEVATIONS FOR FINISHES
- 10 POLE MOUNTED LIGHT FIXTURE
- 11 PRECAST CONC INFILL PANELS
- 12 GALVANIZED STEEL GUARD RAILING
- 13 PREFINISHED PERFORATED ALUM PANELS RE: ELEVATIONS
- 14 PRECAST CONCRETE CENTER RAMP WALL PANEL - TYP
- 15 PRECAST CONCRETE SHEAR WALL PANEL - TYP
- 16 HORIZONTAL PRECAST ROOF PANELS ABOVE
- 17 6" x 6" PREFINISHED SHEETMETAL BOX GUTTER TO 4" x 6" PREFINISHED SHEETMETAL DOWNSPOUT

**GENERAL NOTES**

- A. DIMENSIONS ARE TO FACE OF FINISH UNLESS NOTED OTHERWISE

**LEGEND**

REFER TO PLUMBING FOR THE FOLLOWING:

- FD FLOOR DRAIN
  - FDV FIRE DEPARTMENT VALVE
  - FDC FIRE DEPARTMENT CONNECTION
  - AD AREA DRAIN
  - ST STORM PIPING
  - HB HOSE BIB
  - WH WALL HYDRANT
- REFER TO LANDSCAPE OR CIVIL FOR THE FOLLOWING:
- IC IRRIGATION CONTROL
  - TD TRENCH DRAIN

**VAUGHN**  
CONSTRUCTION


10355 WESTPARK DRIVE  
HOUSTON, TEXAS 77042-5342  
TEL: (713) 243-8300  
FAX: (713) 243-8350  
www.vaughnconstruction.com



SHSU AVE I PARKING STRUCTURE  
1698 AVENUE I  
HUNTSVILLE, TX 77340

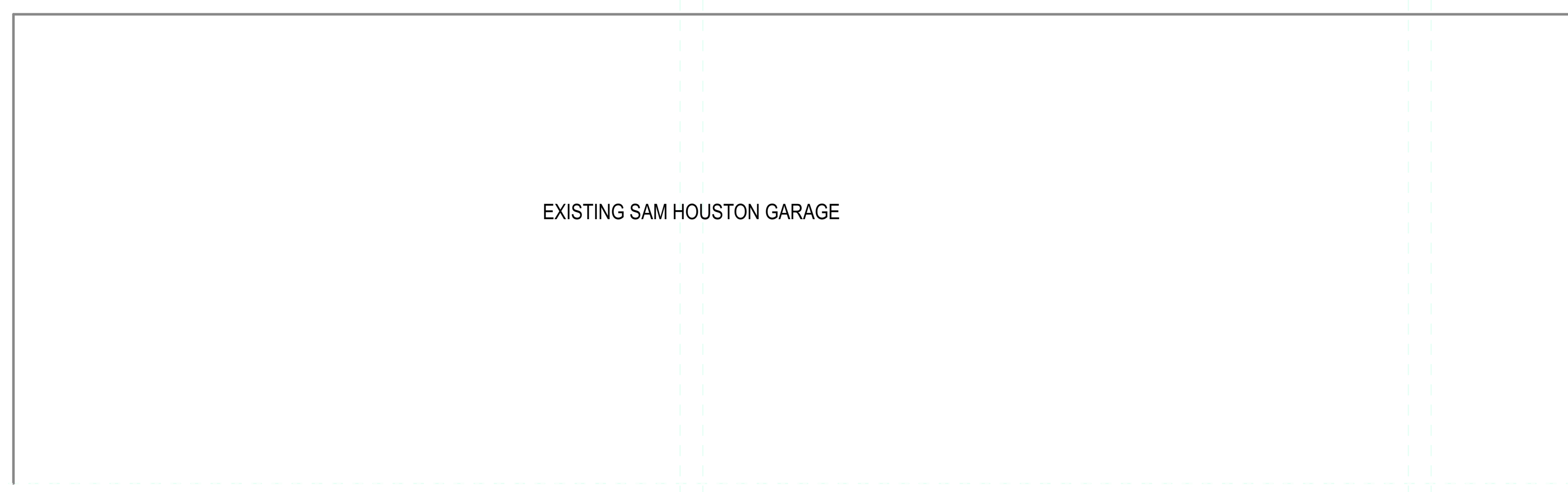
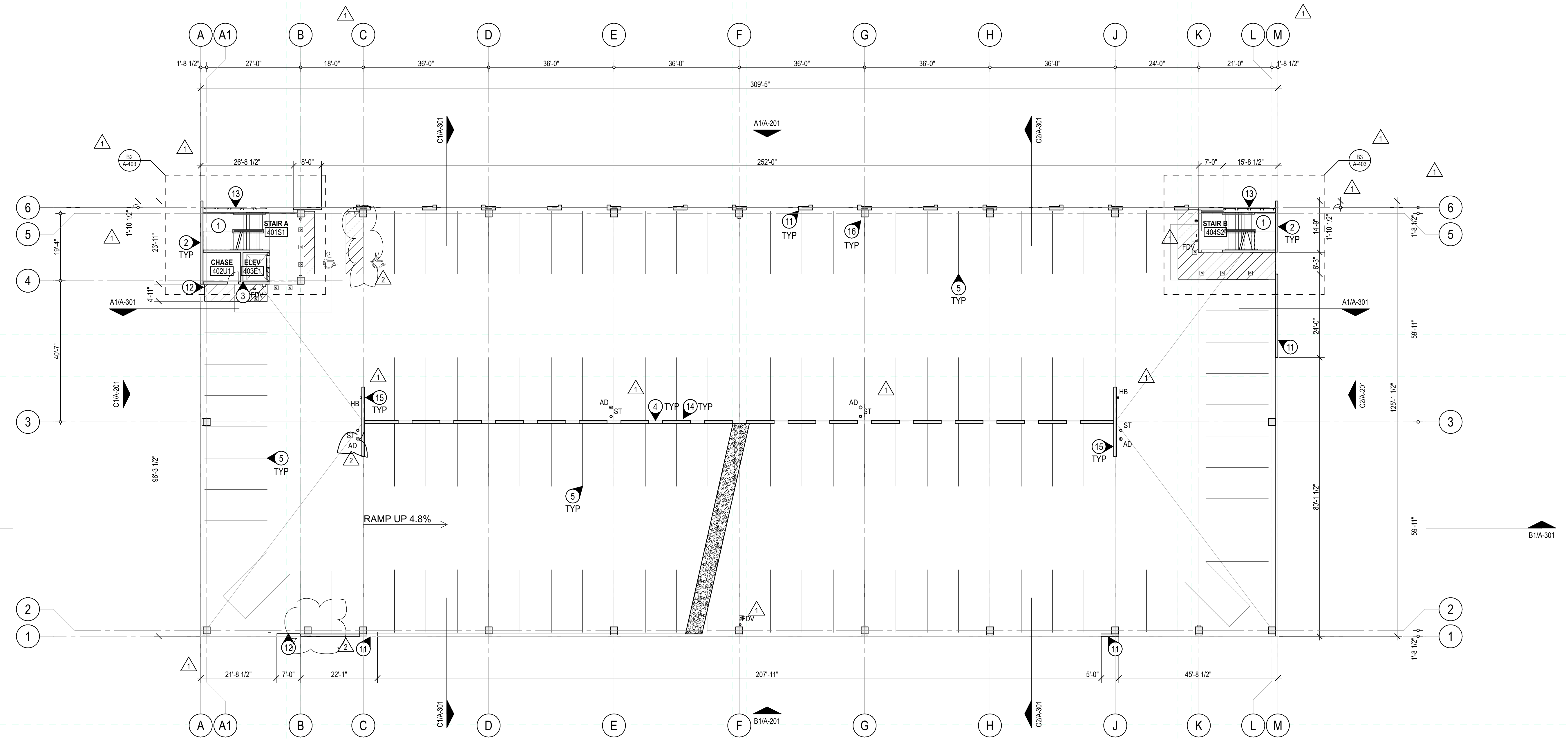
REV	DATE	DESCRIPTION
2	22 JAN 2021	BPS ADDENDUM #3
1	21 DEC 2020	PKG THREE
0	08 SEPT 2020	INITIAL ISSUE (PKG ONE)

EA PROJECT NUMBER: 20028  
PROJECT # 759-20-06066  
BUILDING #382



08 SEPTEMBER 2020

4TH FLOOR PLAN  
A-105





REV	DATE	DESCRIPTION
3	07 JAN 2022	ASI 06
2	22 JAN 2021	BPS ADDENDUM #3
1	21 DEC 2020	PKG THREE
0	08 SEPT 2020	INITIAL ISSUE (PKG ONE)

EA PROJECT NUMBER: 20028

PROJECT # 759-20-06066

BUILDING #382



08 SEPTEMBER 2020

**FLOOR PLAN NOTES**

**KEYED NOTES**

- 1 PRECAST ARCHITECTURAL CONCRETE STAIRS AND LANDINGS WITH INTEGRATED NOSINGS AND GALV STEEL GUARDRAIL AND HANDRAIL
- 2 PRECAST CONCRETE WALL
- 3 MRL ELEVATOR IN PRECAST CONCRETE WALL SHAFT (3 SIDES) W/ CMU PARTITION INFILL ON FRONT
- 4 GALV STEEL PEDESTRIAN BARRIER AT CENTER RAMP WALL OPENINGS - TYP
- 5 PAINTED VEHICULAR SPACE AND PEDESTRIAN SAFETY STRIPING PAVEMENT MARKINGS
- 6 SUBGRADE BELOW FLOOR SLAB SHOWN SHADED
- 7 EXIST STREET PAVING TO REMAIN
- 8 TRAFFIC COATING
- 9 CAST IN PLACE CONC STRUCTURE RE: STRUCT FOR EXTENTS AND ELEVATIONS FOR FINISHES
- 10 POLE MOUNTED LIGHT FIXTURE
- 11 PRECAST CONC INFILL PANELS
- 12 GALVANIZED STEEL GUARD RAILING
- 13 PREFINISHED PERFORATED ALUM PANELS RE: ELEVATIONS
- 14 PRECAST CONCRETE CENTER RAMP WALL PANEL - TYP
- 15 PRECAST CONCRETE SHEAR WALL PANEL - TYP
- 16 HORIZONTAL PRECAST ROOF PANELS ABOVE
- 17 6" x 6" PREFINISHED SHEETMETAL BOX GUTTER TO 4" x 6" PREFINISHED SHEETMETAL DOWNSPOUT

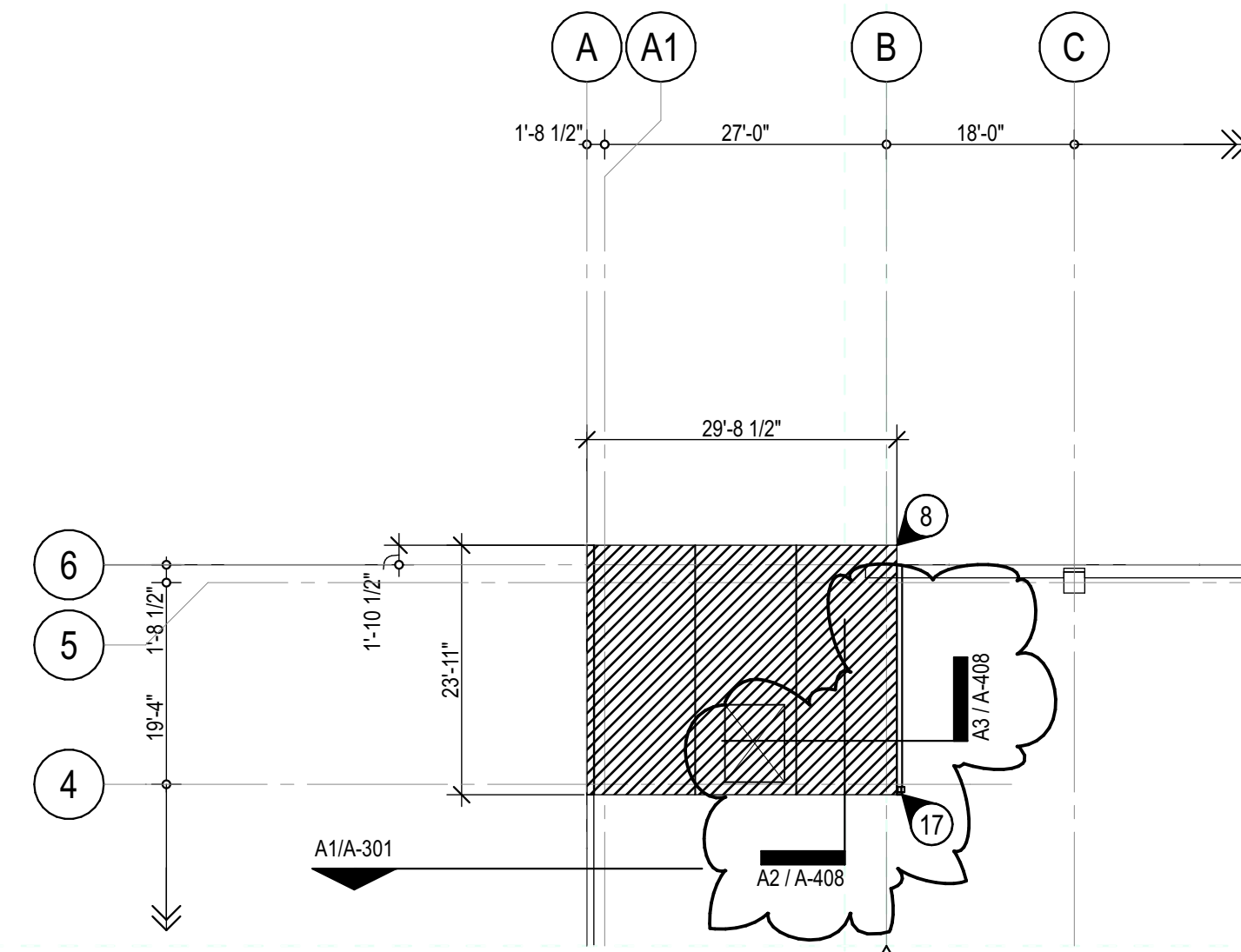
**GENERAL NOTES**

- A. DIMENSIONS ARE TO FACE OF FINISH UNLESS NOTED OTHERWISE

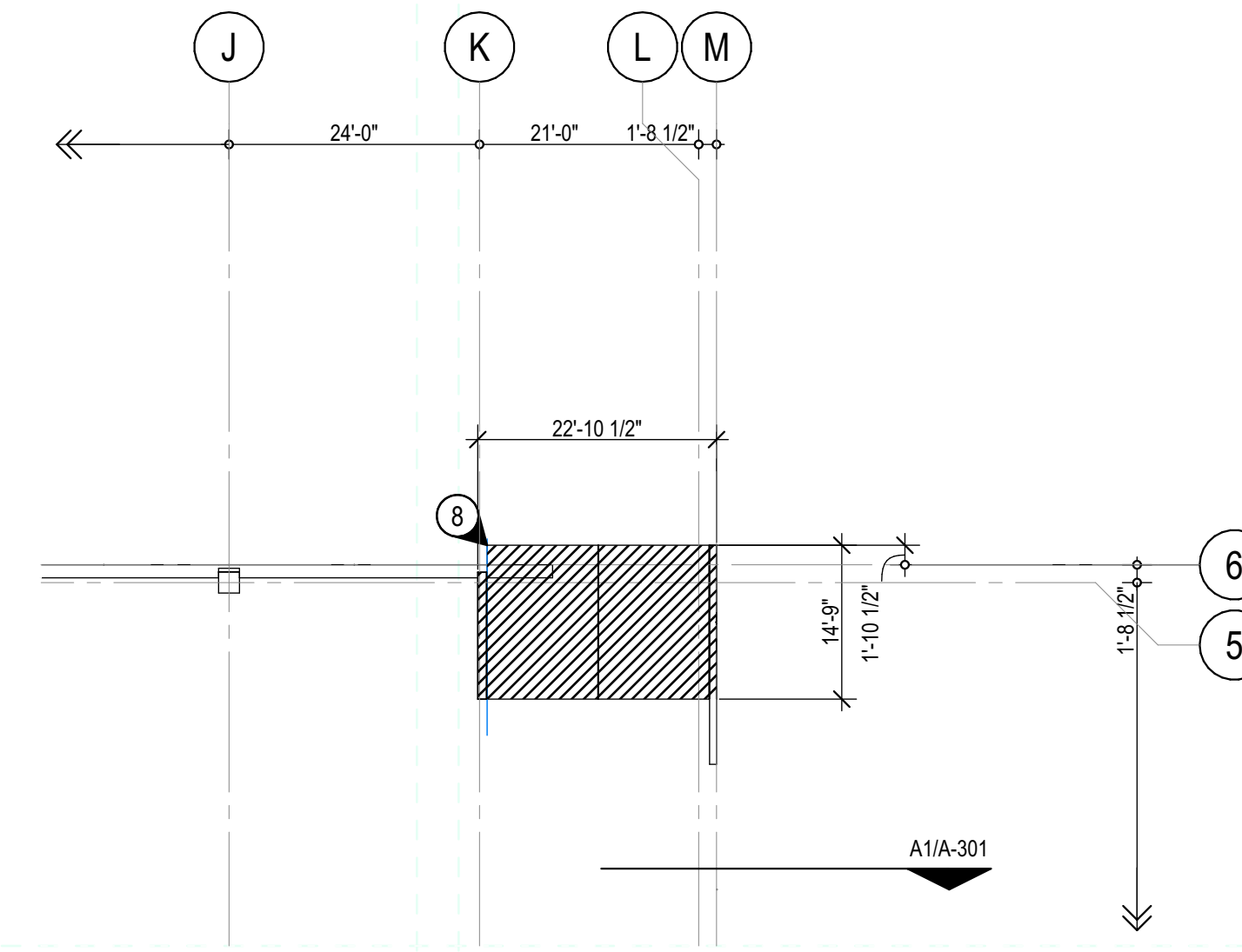
**LEGEND**

REFER TO PLUMBING FOR THE FOLLOWING:

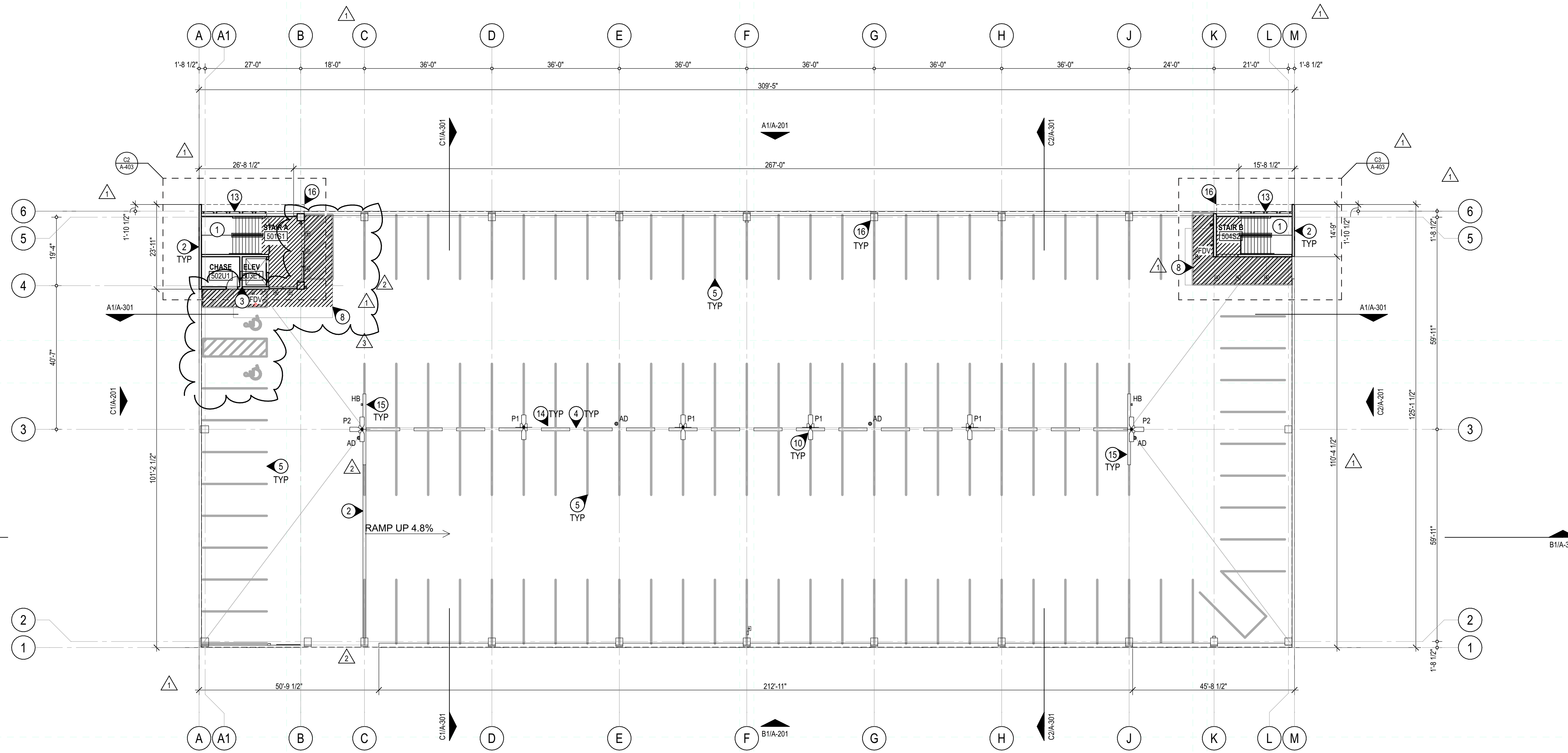
- FD FLOOR DRAIN
  - FDV FIRE DEPARTMENT VALVE
  - FDC FIRE DEPARTMENT CONNECTION
  - AD AREA DRAIN
  - ST STORM PIPING
  - HB HOSE BIB
  - WH WALL HYDRANT
- REFER TO LANDSCAPE OR CIVIL FOR THE FOLLOWING:
- IC IRRIGATION CONTROL
  - TD TRENCH DRAIN



**D1** PARTIAL ROOF PLAN  
SCALE: 1/16" = 1'-0"



**D3** PARTIAL ROOF PLAN  
SCALE: 1/16" = 1'-0"



B1/A-301

B1/A-301

EXISTING SAM HOUSTON GARAGE





1	08 NOV 2021	ASI 04
0	16 JULY 2021	RFI 15

REV DATE DESCRIPTION

EA PROJECT NUMBER: 20028

PROJECT # 759-20-06066

BUILDING #382

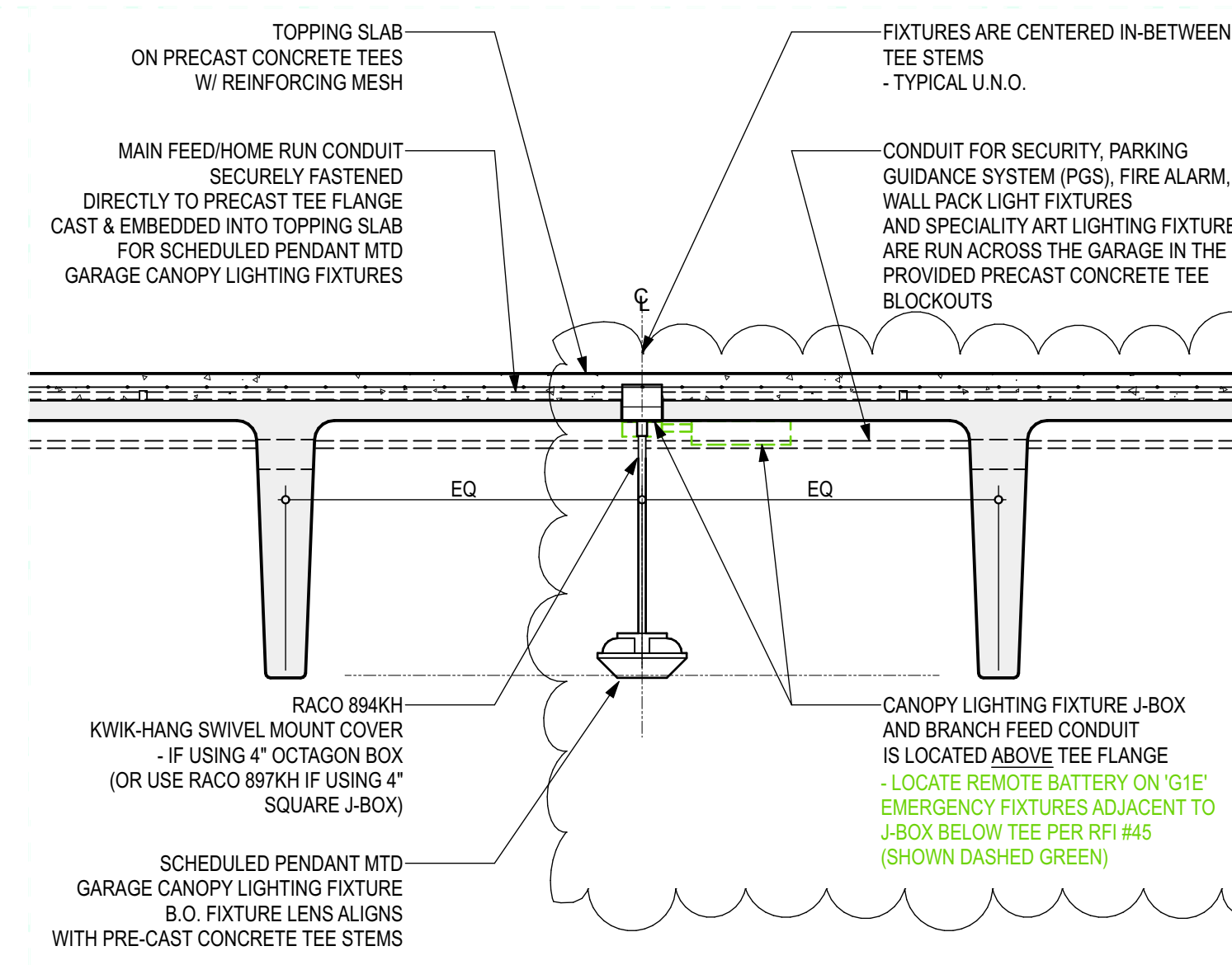


16 JULY 2021

**RC PLAN NOTES**

**KEYED NOTES**

- 1 RUN CONDUIT FOR GARAGE CANOPY 'G1' AND 'G2' FIXTURES IN TOPPING SLAB OF LEVEL ABOVE RE: 04/A-111
- 2 RUN CONDUIT FOR SURFACE MTD STRIP 'S2' ON STAIR LANDINGS ON BOTTOM SIDE OF STAIR ASSEMBLY FROM LEVEL ABOVE. DO NOT ROUTE CONDUIT ON STAIRWAY ENCLOSURE WALLS
- 3 RUN CONDUIT FOR ALL SECURITY CAMERAS IN BLOCKOUTS PROVIDED IN PRECAST CONCRETE TEE STEMS AND INVERTED TEE BEAM (AT CL OF GARAGE/ON GRID '3')
- 4 RUN CONDUIT FOR WALL PACK 'W1' FIXTURES IN BLOCKOUTS PROVIDED IN PRECAST CONCRETE TEE STEMS/LEVEL 5 STRUCTURE, ROW 'C'
- 5 RUN CONDUIT FOR SURFACE MTD WALL WASHER 'S1' FIXTURES ON BACK SIDE OF PRECAST CONCRETE BEAMS - CONCEALED FROM VIEW FROM EXTERIOR OF BUILDING. DO NOT RUN CONDUIT ON UNDERSIDE OF HORIZONTAL PRECAST CONCRETE ROOF DECK PANELS.
- 6 RUN CONDUIT FOR WALL PACK 'P1' & 'P2' POLE MOUNTED FIXTURES IN BLOCKOUTS PROVIDED IN PRECAST CONCRETE TEE STEMS/LEVEL 5 STRUCTURE, ROW 'B', AND THEN STRAIGHT UP BASE FOR EACH POLE
- 7 SPECIALTY ART LIGHTING FIXTURES 'SL' MOUNTED IN CAST BLOCKOUT PROVIDED IN PRECAST CONCRETE ACCENT PANELS FOR FLUSH MOUNTING. PULL WIRE THROUGH PROVIDED WIREWAY IN PANEL TO DRIVER BOX MOUNTED TO BACK OF PRECAST SPANDREL PANEL AND THEN RUN CONDUIT ACROSS GARAGE IN BLOCKOUTS PROVIDED IN PRECAST CONCRETE TEE STEMS ROW 'A' BACK TO HOMERUN PANEL



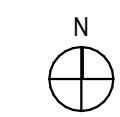
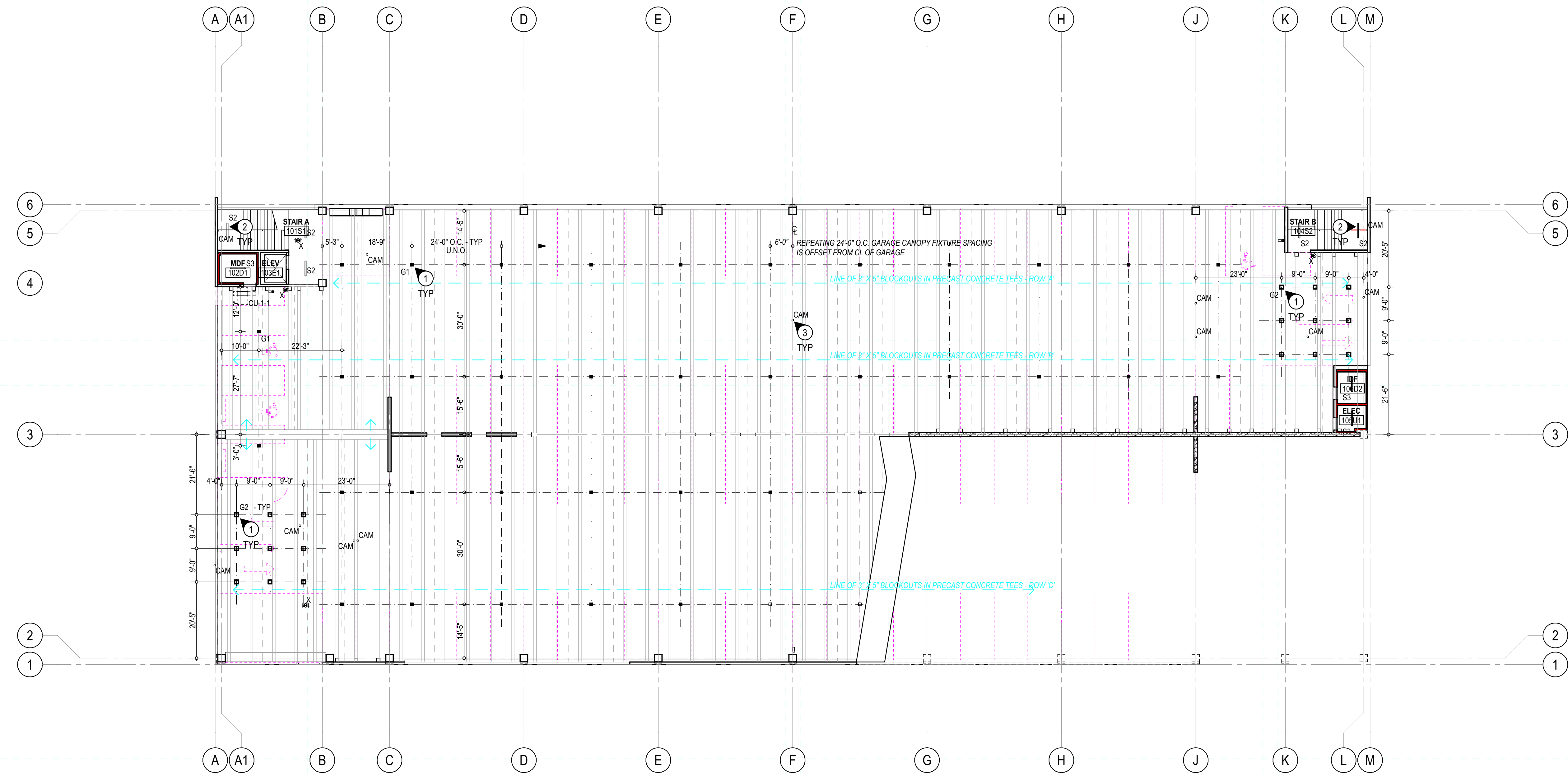
**D4 LIGHT FIXTURE MOUNTING DETAIL**  
SCALE: 3/8" = 1'-0"

**GENERAL NOTES**

- A. NO CONDUIT MAY BE RUN ON BOTTOM OF PRECAST CONCRETE TEE STEMS - OR HORIZONTALLY EXPOSED ON PRECAST CONCRETE WALLS - TYPICAL THROUGHOUT ENTIRE GARAGE. NO EXCEPTIONS.
- B. ARCHITECTURAL LAYOUT AND DIMENSION PLAN TO DESCRIBE INSTALLATION LOCATION AND EXPECTED RESULTS - AND FOR GENERAL COORDINATION PURPOSES ONLY. ALL FIXTURES, EQUIPMENT AND DEVICES ARE SCHEDULED ELSEWHERE IN THE DOCUMENTS.

**LEGEND**

- PRECAST CONCRETE TEE STRUCTURE ABOVE
- PAINTED VEHICULAR SPACE AND PEDESTRIAN SAFETY STRIPING PAVEMENT MARKINGS
- CONT PARTITION TO DECK/STRUCTURE
- LINE OF 3' X 5' BLOCKOUTS IN PRECAST CONCRETE TEES





**RC PLAN NOTES**

**KEYED NOTES**

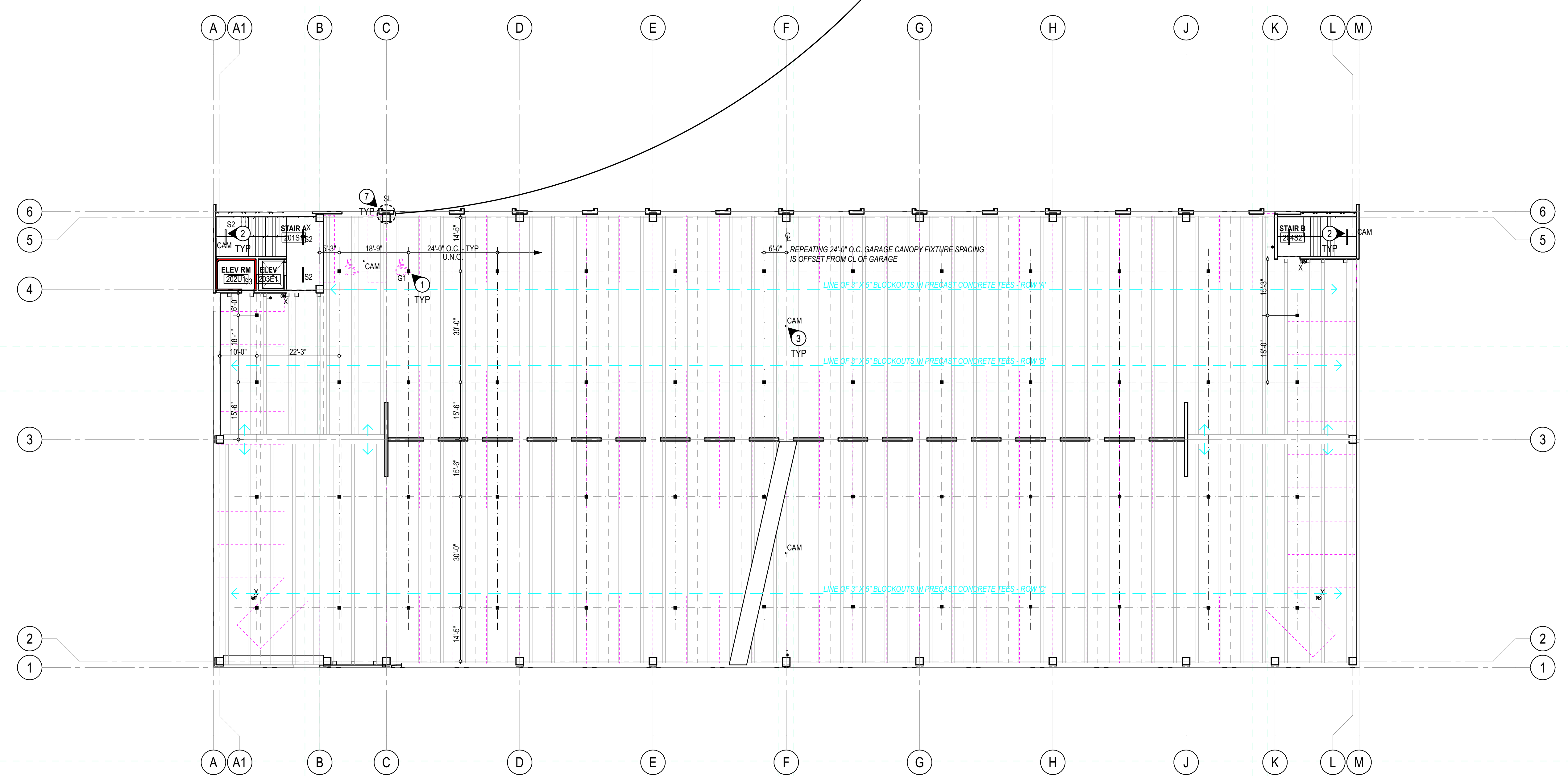
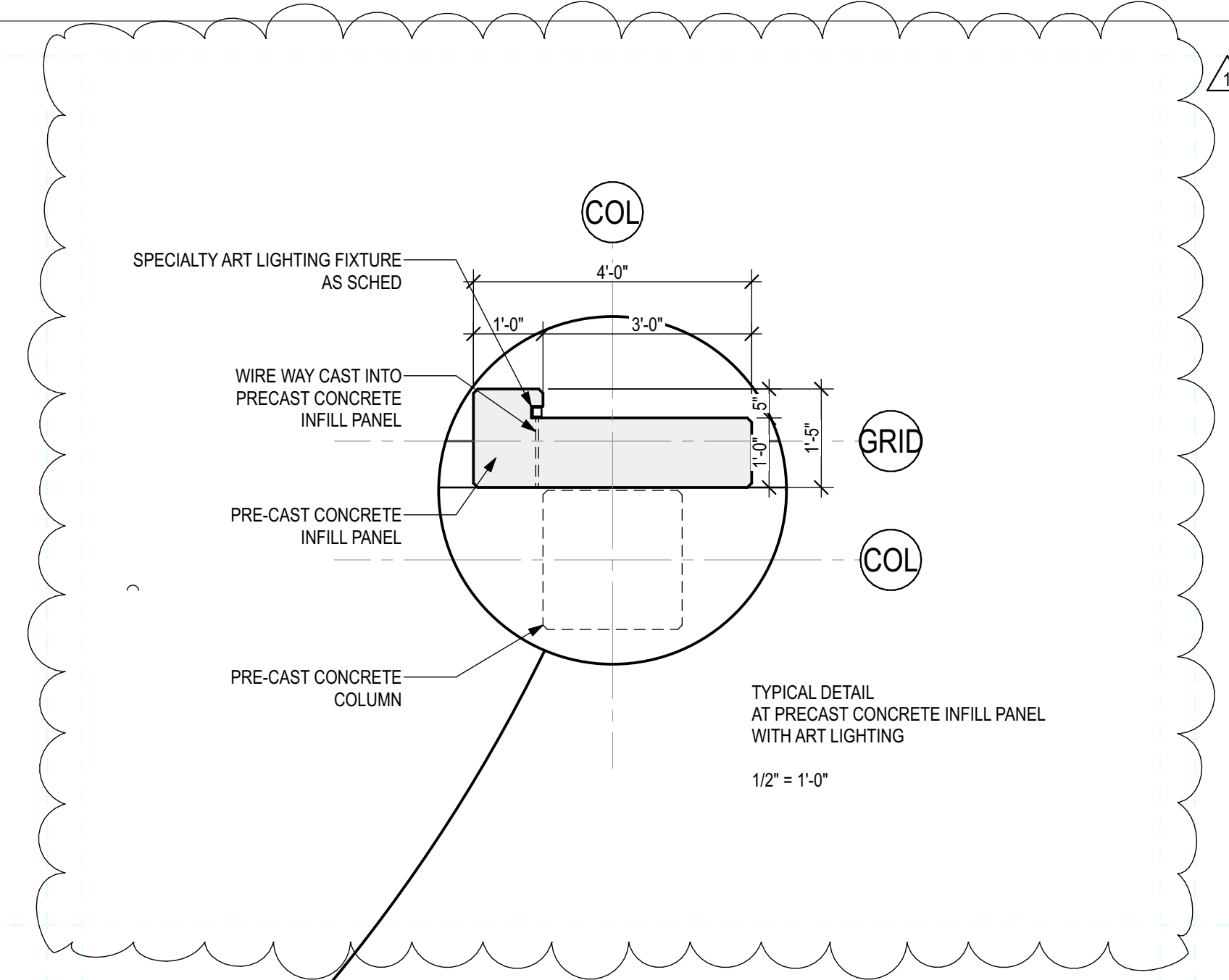
- 1 RUN CONDUIT FOR GARAGE CANOPY 'G1' AND 'G2' FIXTURES IN TOPPING SLAB OF LEVEL ABOVE RE: 04/A-111
- 2 RUN CONDUIT FOR SURFACE MTD STRIP 'S2' ON STAIR LANDINGS ON BOTTOM SIDE OF STAIR ASSEMBLY FROM LEVEL ABOVE. DO NOT ROUTE CONDUIT ON STAIRWAY ENCLOSURE WALLS
- 3 RUN CONDUIT FOR ALL SECURITY CAMERAS IN BLOCKOUTS PROVIDED IN PRECAST CONCRETE TEE STEMS AND INVERTED TEE BEAM (AT CL OF GARAGE ON GRID '3')
- 4 RUN CONDUIT FOR WALL PACK 'W1' FIXTURES IN BLOCKOUTS PROVIDED IN PRECAST CONCRETE TEE STEMS LEVEL 5 STRUCTURE, ROW 'C'
- 5 RUN CONDUIT FOR SURFACE MTD WALL WASHER 'S3' FIXTURES ON BACK SIDE OF PRECAST CONCRETE BEAMS - CONCEALED FROM VIEW FROM EXTERIOR OF BUILDING. DO NOT RUN CONDUIT ON UNDERSIDE OF HORIZONTAL PRECAST CONCRETE ROOF DECK PANELS.
- 6 RUN CONDUIT FOR WALL PACK 'P1' & 'P2' POLE MOUNTED FIXTURES IN BLOCKOUTS PROVIDED IN PRECAST CONCRETE TEE STEMS LEVEL 5 STRUCTURE, ROW 'B', AND THEN STRAIGHT UP BASE FOR EACH POLE
- 7 SPECIALTY ART LIGHTING FIXTURES 'SL' MOUNTED IN CAST BLOCKOUT PROVIDED IN PRECAST CONCRETE ACCENT PANELS FOR FLUSH MOUNTING. PULL WIRE THROUGH PROVIDED WIREWAY IN PANEL TO DRIVER BOX MOUNTED TO BACK OF PRECAST SPANDREL PANEL AND THEN RUN CONDUIT ACROSS GARAGE IN BLOCKOUTS PROVIDED IN PRECAST CONCRETE TEE STEMS ROW 'A' BACK TO HOMERUN PANEL

**GENERAL NOTES**

- A. NO CONDUIT MAY BE RUN ON BOTTOM OF PRECAST CONCRETE TEE STEMS - OR HORIZONTALLY EXPOSED ON PRECAST CONCRETE WALLS - TYPICAL THROUGHOUT ENTIRE GARAGE. NO EXCEPTIONS.
- B. ARCHITECTURAL LAYOUT AND DIMENSION PLAN TO DESCRIBE INSTALLATION LOCATION AND EXPECTED RESULTS - AND FOR GENERAL COORDINATION PURPOSES ONLY. ALL FIXTURES, EQUIPMENT AND DEVICES ARE SCHEDULED ELSEWHERE IN THE DOCUMENTS.

**LEGEND**

- PRECAST CONCRETE TEE STRUCTURE ABOVE
- PAINTED VEHICULAR SPACE AND PEDESTRIAN SAFETY STRIPING PAVEMENT MARKINGS
- CONT PARTITION TO DECK STRUCTURE
- LINE OF 3' X 5' BLOCKOUTS IN PRECAST CONCRETE TEES



REV	DATE	DESCRIPTION
1	08 NOV 2021	ASI 04
0	16 JULY 2021	RFI 15

EA PROJECT NUMBER: 20028  
PROJECT # 759-20-06066  
BUILDING #382





**RC PLAN NOTES**

**KEYED NOTES**

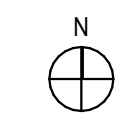
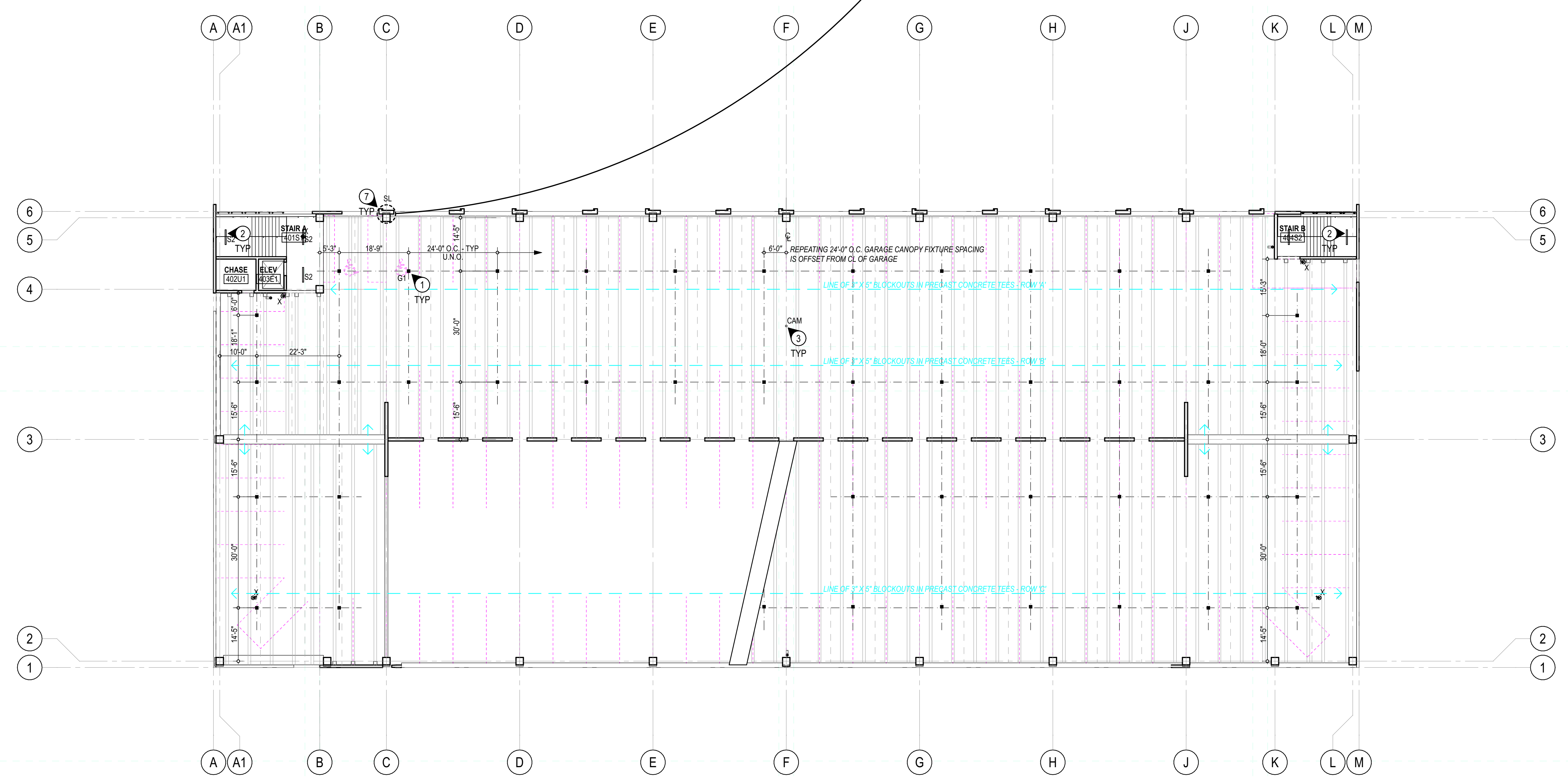
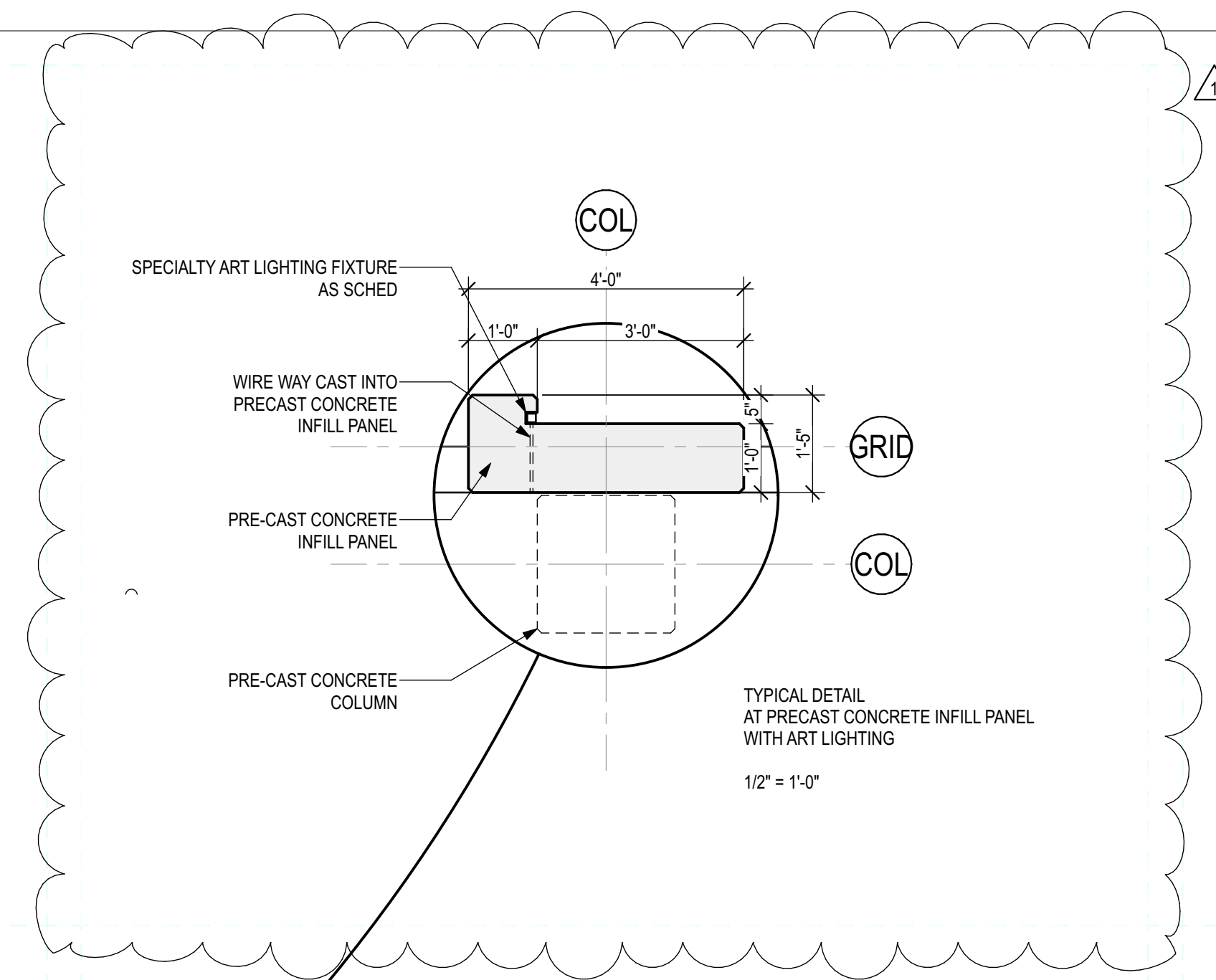
- 1 RUN CONDUIT FOR GARAGE CANOPY 'G1' AND 'G2' FIXTURES IN TOPPING SLAB OF LEVEL ABOVE RE: 04/A-111
- 2 RUN CONDUIT FOR SURFACE MTD STRIP 'S2' ON STAIR LANDINGS ON BOTTOM SIDE OF STAIR ASSEMBLY FROM LEVEL ABOVE. DO NOT ROUTE CONDUIT ON STAIRWAY ENCLOSURE WALLS
- 3 RUN CONDUIT FOR ALL SECURITY CAMERAS IN BLOCKOUTS PROVIDED IN PRECAST CONCRETE TEE STEMS AND INVERTED TEE BEAM (AT CL OF GARAGE ON GRID '3')
- 4 RUN CONDUIT FOR WALL PACK 'W1' FIXTURES IN BLOCKOUTS PROVIDED IN PRECAST CONCRETE TEE STEMS LEVEL 5 STRUCTURE, ROW 'C'
- 5 RUN CONDUIT FOR SURFACE MTD WALL WASHER 'S3' FIXTURES ON BACK SIDE OF PRECAST CONCRETE BEAMS - CONCEALED FROM VIEW FROM EXTERIOR OF BUILDING. DO NOT RUN CONDUIT ON UNDERSIDE OF HORIZONTAL PRECAST CONCRETE ROOF DECK PANELS.
- 6 RUN CONDUIT FOR WALL PACK 'P1' & 'P2' POLE MOUNTED FIXTURES IN BLOCKOUTS PROVIDED IN PRECAST CONCRETE TEE STEMS LEVEL 5 STRUCTURE, ROW 'B', AND THEN STRAIGHT UP BASE FOR EACH POLE
- 7 SPECIALTY ART LIGHTING FIXTURES 'SL' MOUNTED IN CAST BLOCKOUT PROVIDED IN PRECAST CONCRETE ACCENT PANELS FOR FLUSH MOUNTING. PULL WIRE THROUGH PROVIDED WIREWAY IN PANEL TO DRIVER BOX MOUNTED TO BACK OF PRECAST SPANDREL PANEL AND THEN RUN CONDUIT ACROSS GARAGE IN BLOCKOUTS PROVIDED IN PRECAST CONCRETE TEE STEMS ROW 'A' BACK TO HOMERUN PANEL

**GENERAL NOTES**

- A. NO CONDUIT MAY BE RUN ON BOTTOM OF PRECAST CONCRETE TEE STEMS - OR HORIZONTALLY EXPOSED ON PRECAST CONCRETE WALLS - TYPICAL THROUGHOUT ENTIRE GARAGE. NO EXCEPTIONS.
- B. ARCHITECTURAL LAYOUT AND DIMENSION PLAN TO DESCRIBE INSTALLATION LOCATION AND EXPECTED RESULTS - AND FOR GENERAL COORDINATION PURPOSES ONLY. ALL FIXTURES, EQUIPMENT AND DEVICES ARE SCHEDULED ELSEWHERE IN THE DOCUMENTS.


**LEGEND**

- PRECAST CONCRETE TEE STRUCTURE ABOVE
- PAINTED VEHICULAR SPACE AND PEDESTRIAN SAFETY STRIPING PAVEMENT MARKINGS
- CONT PARTITION TO DECK STRUCTURE
- LINE OF 3' X 5' BLOCKOUTS IN PRECAST CONCRETE TEES



REV	DATE	DESCRIPTION
1	08 NOV 2021	ASI 04
0	16 JULY 2021	RFI 15

EA PROJECT NUMBER: 20028  
PROJECT # 759-20-06066  
BUILDING #382





**RC PLAN NOTES**

**KEYED NOTES**

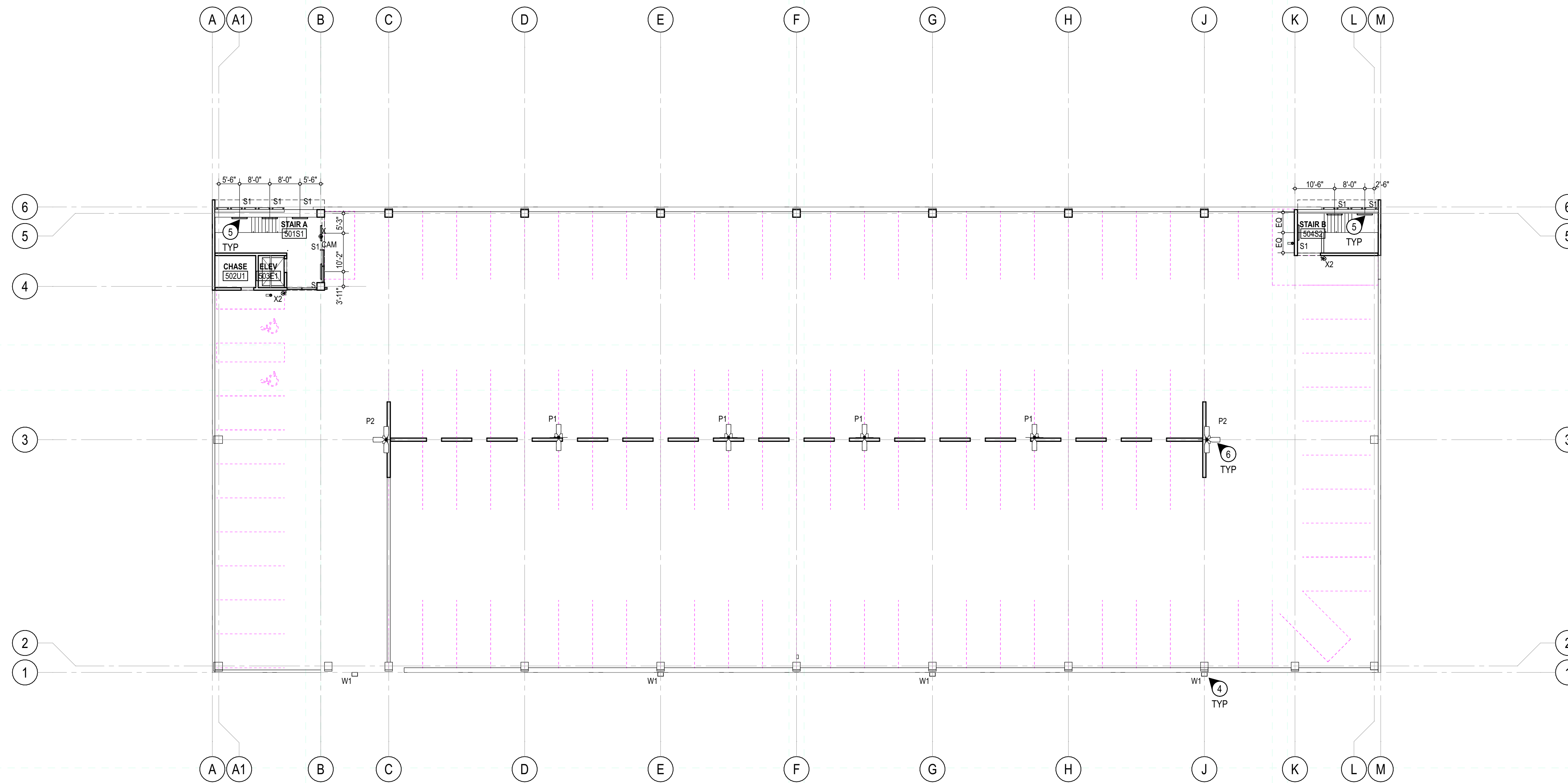
- 1 RUN CONDUIT FOR GARAGE CANOPY 'G1' AND 'G2' FIXTURES IN TOPPING SLAB OF LEVEL ABOVE RE: 04/A-111
- 2 RUN CONDUIT FOR SURFACE MTD STRIP 'S2' ON STAIR LANDINGS ON BOTTOM SIDE OF STAIR ASSEMBLY FROM LEVEL ABOVE. DO NOT ROUTE CONDUIT ON STAIRWAY ENCLOSURE WALLS
- 3 RUN CONDUIT FOR ALL SECURITY CAMERAS IN BLOCKOUTS PROVIDED IN PRECAST CONCRETE TEE STEMS AND INVERTED TEE BEAM (AT CL OF GARAGE GRID '3')
- 4 RUN CONDUIT FOR WALL PACK 'W1' FIXTURES IN BLOCKOUTS PROVIDED IN PRECAST CONCRETE TEE STEMS/LEVEL 5 STRUCTURE, ROW 'C'
- 5 RUN CONDUIT FOR SURFACE MTD WALL WASHER 'S3' FIXTURES ON BACK SIDE OF PRECAST CONCRETE BEAMS - CONCEALED FROM VIEW FROM EXTERIOR OF BUILDING. DO NOT RUN CONDUIT ON UNDERSIDE OF HORIZONTAL PRECAST CONCRETE ROOF DECK PANELS.
- 6 RUN CONDUIT FOR WALL PACK 'P1' & 'P2' POLE MOUNTED FIXTURES IN BLOCKOUTS PROVIDED IN PRECAST CONCRETE TEE STEMS/LEVEL 5 STRUCTURE, ROW 'B', AND THEN STRAIGHT UP BASE FOR EACH POLE
- 7 SPECIALTY ART LIGHTING FIXTURES 'SL' MOUNTED IN CAST BLOCKOUT PROVIDED IN PRECAST CONCRETE ACCENT PANELS FOR FLUSH MOUNTING. PULL WIRE THROUGH PROVIDED WIREWAY IN PANEL TO DRIVER BOX MOUNTED TO BACK OF PRECAST SPANDREL PANEL AND THEN RUN CONDUIT ACROSS GARAGE IN BLOCKOUTS PROVIDED IN PRECAST CONCRETE TEE STEMS ROW 'A' BACK TO HOMERUN PANEL

**GENERAL NOTES**

- A. NO CONDUIT MAY BE RUN ON BOTTOM OF PRECAST CONCRETE TEE STEMS - OR HORIZONTALLY EXPOSED ON PRECAST CONCRETE WALLS - TYPICAL THROUGHOUT ENTIRE GARAGE. NO EXCEPTIONS.
- B. ARCHITECTURAL LAYOUT AND DIMENSION PLAN TO DESCRIBE INSTALLATION LOCATION AND EXPECTED RESULTS - AND FOR GENERAL COORDINATION PURPOSES ONLY. ALL FIXTURES, EQUIPMENT AND DEVICES ARE SCHEDULED ELSEWHERE IN THE DOCUMENTS.

**LEGEND**

- PRECAST CONCRETE TEE STRUCTURE ABOVE
- PAINTED VEHICULAR SPACE AND PEDESTRIAN SAFETY STRIPING PAVEMENT MARKINGS
- CONT PARTITION TO DECK/STRUCTURE
- LINE OF 3' X 5' BLOCKOUTS IN PRECAST CONCRETE TEES



REV	DATE	DESCRIPTION
1	08 NOV 2021	ASI 04
0	16 JULY 2021	RFI 15

EA PROJECT NUMBER: 20028  
PROJECT # 759-20-06066  
BUILDING #382





**SHSU AVE I PARKING STRUCTURE**  
1698 AVENUE I  
HUNTSVILLE, TX 77340

NO	DATE	DESCRIPTION
5	01 FEB 2022	W1 WALL PACK DIMENSIONS
4	29 JAN 2021	BP3 ADDENDUM #4
3	22 JAN 2021	BP3 ADDENDUM #3
2	21 DEC 2020	PKG THREE
1	24 SEPT 2020	REVISION
0	08 SEPT 2020	INITIAL ISSUE (PKG ONE)

REV DATE DESCRIPTION

EA PROJECT NUMBER: 20028

PROJECT # 759-20-06066

BUILDING #382



08 SEPTEMBER 2020

**BUILDING ELEVATIONS**  
**A-201**

**ELEVATION/SECTION NOTES**

**KEYED NOTES**

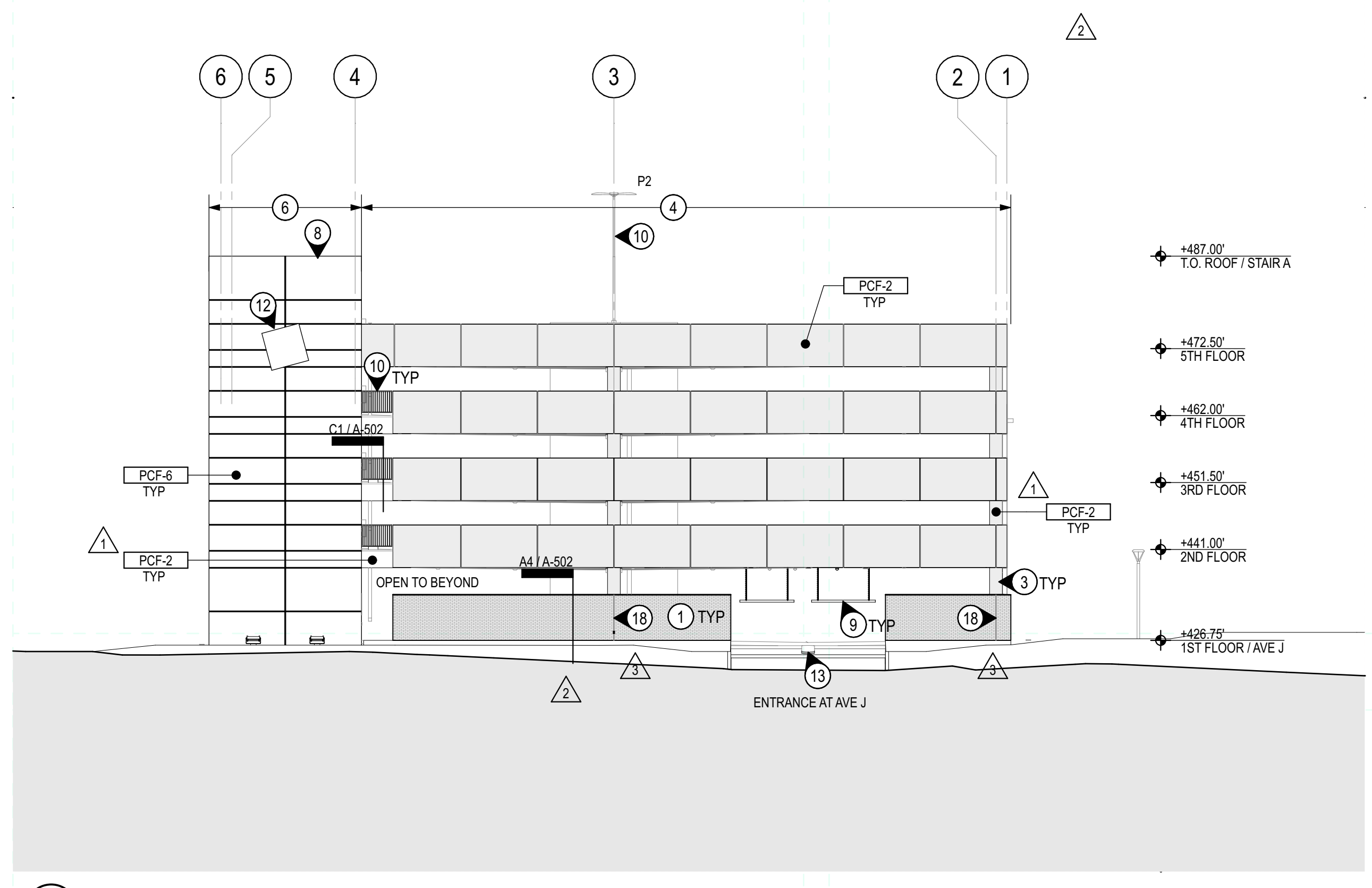
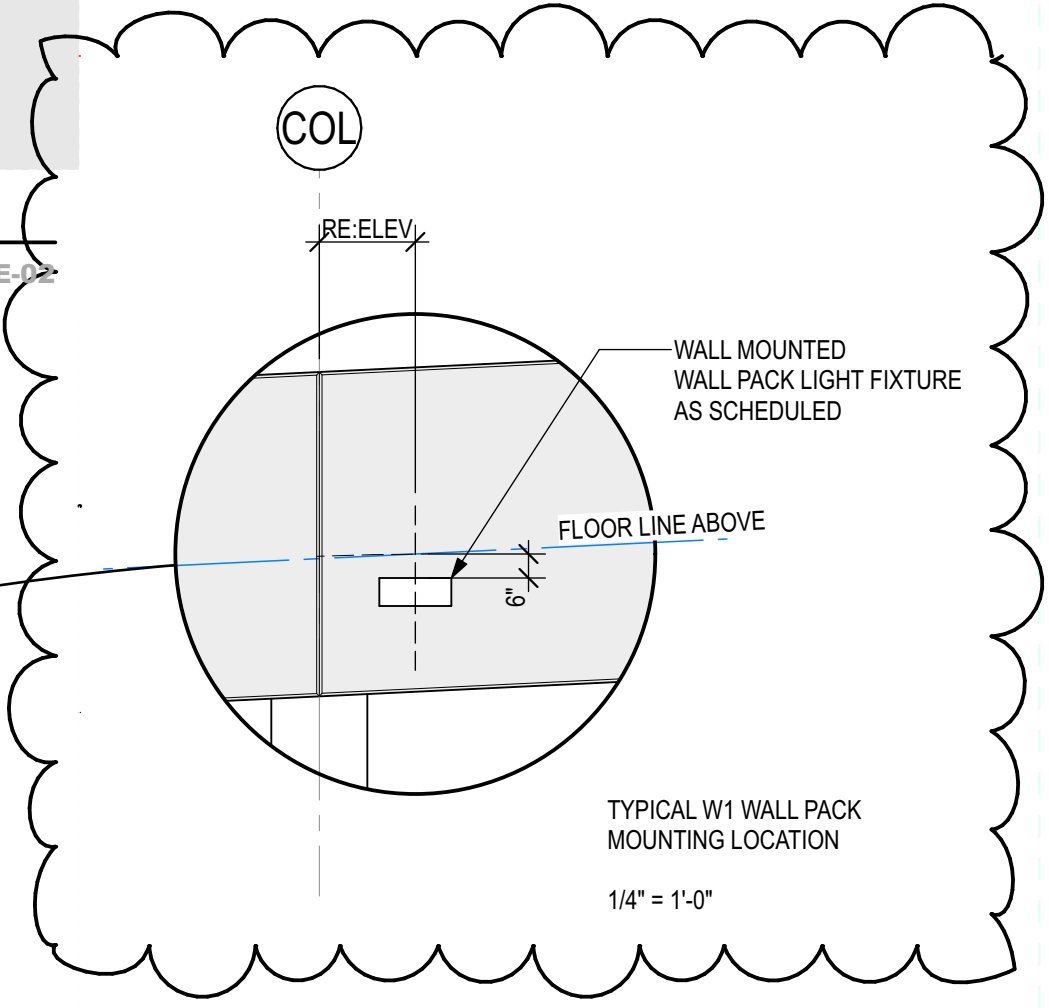
- MODULAR BRICK VENEER (SHSU BLEND) OVER WEATHER BARRIER ON 8-INCH REINFCAST-IN-PLACE WALL PAINTED ON INTERIOR FACE
- MODULAR BRICK VENEER (SHSU BLEND) OVER PRECAST CONCRETE SPANDREL PANEL
- PRECAST CONC STRUCTURE - WITH FINISH AS INDICATED
- PRECAST CONCRETE SPANDREL PANELS WITH ARCH REVEALS AND FINISHES AS INDICATED
- PREFINISHED PERFORATED ALUMINUM PANELS SECURE TO BRACKET SYSTEM ANCHORED TO PRECAST CONCRETE STRUCTURE
- PRECAST CONCRETE WALL PANELS WITH ARCHITECTURAL REVEALS AND FINISH AS INDICATED
- PRECAST CONCRETE STAIRS WITH PCF-1 FINISH WITH GALV STEEL RAILINGS
- PRECAST CONCRETE ROOF PANEL WITH PCF-2 EDGES AND PCF-5 UNDERSIDE AND PCF-1 TOP OF ROOF
- ENVIRONMENTAL GRAPHICS CLEARANCE BAR
- GALVANIZED STEEL GUARDRAIL
- POLE MOUNTED LIGHT FIXTURE
- BUILDING GRAPHIC LETTERFORMS
- REINFC GALV STEEL BOLLARD
- PRECAST CONCRETE INFILL PANEL WITH FINISH AS INDICATED
- REMOVABLE METAL BOLLARD
- STRUCTURAL CONCRETE SLAB ON GRADE
- GALVANIZED STEEL PEDESTRIAN BARRIER AT RAMP WALL OPENING
- BRICK CONTROL JOINT

**LEGEND**

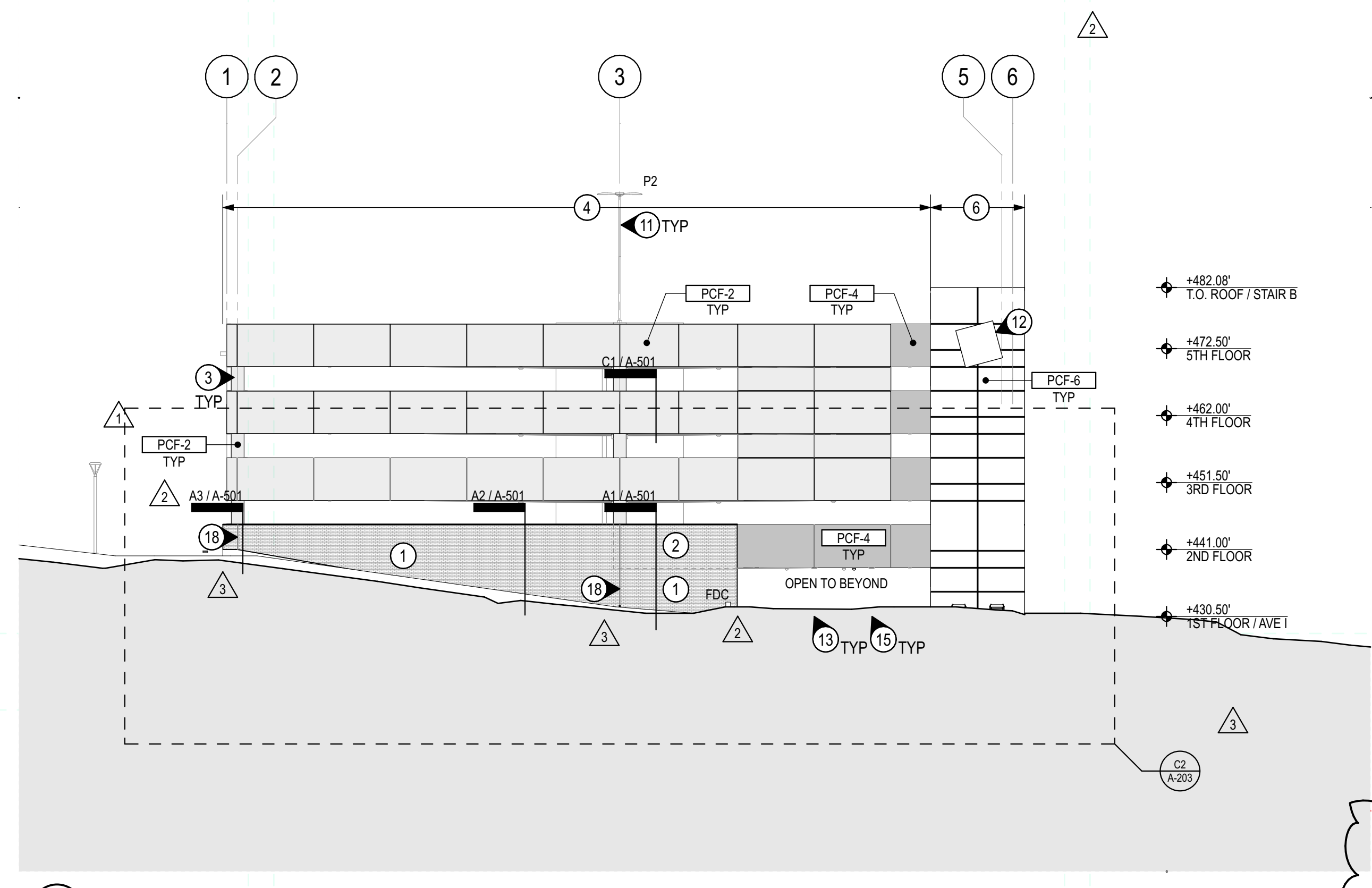
- REFER TO PLUMBING FOR THE FOLLOWING:
- FDC FIRE DEPARTMENT CONNECTION
  - WH WALL HYDRANT
- REFER TO ELECTRICAL FOR THE FOLLOWING:
- P1/P2 POLE MOUNTED GARAGE LIGHT FIXTURE
  - W1 WALL PACK LIGHT FIXTURE
  - OUTLET
- REFER TO LANDSCAPE OR CIVIL FOR THE FOLLOWING:
- IC IRRIGATION CONTROL
  - TD TRENCH DRAIN

**PRECAST CONCRETE FINISH LEGEND**

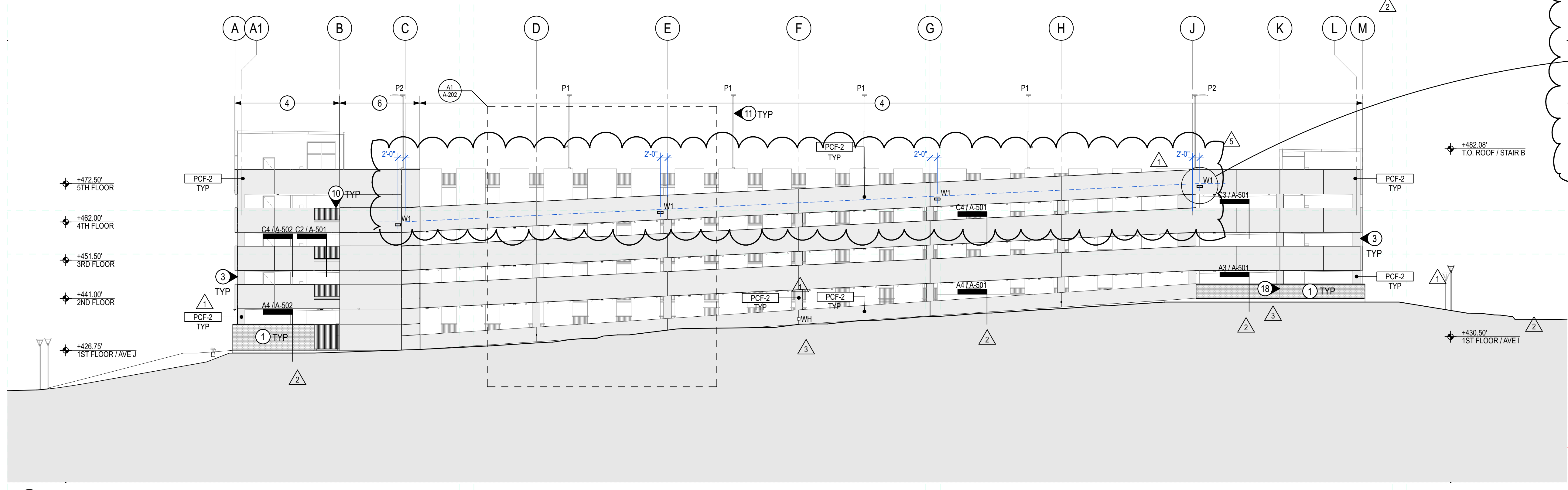
- NOTE: ALL PRECAST CONCRETE UNO TO BE STANDARD PLANT FINISH
- PCF-1** PRECAST CONC WITH STANDARD GRAY CEMENT PLANT FINISH
  - PCF-2** FACE OF PRECAST CONCRETE SPANDREL PANELS AT GARAGE EXTERIOR, AND EXPOSED FACES OF COLUMNS AND BEAMS  
TEXTURE: LIGHT SANDBLASTED  
CONCRETE COLOR: WHITE W/ BUFF/TAN TINT  
DESCRIPTION: FINE AGGREGATE: WHITE SILICA SAND, COURSE AGGREGATE: 1/2 TO 1/4 IN BROWN "GEORGETOWN BLEND" LIMESTONE
  - PCF-3** ALL FACES OF PRECAST CONCRETE ACCENT PANELS AT GARAGE EXTERIOR  
TEXTURE: LIGHT SANDBLASTED  
CONCRETE COLOR: WHITE W/ GRAY TINT  
DESCRIPTION: FINE AGGREGATE: WHITE SILICA SAND, COURSE AGGREGATE: 1/2 TO 1/4 IN BROWN "GEORGETOWN BLEND" LIMESTONE
  - PCF-5** SMOOTH ELASTOMERIC COATING ON EXTERIOR PRECAST CONCRETE PANELS IN SHSU ORANGE, PANTONE PMS 021C
  - PCF-6** FACE OF PRECAST CONCRETE SPANDREL PANELS AT GARAGE EXTERIOR  
TEXTURE: HEAVY SANDBLASTED  
CONCRETE COLOR: WHITE W/ BUFF/TAN TINT  
DESCRIPTION: FINE AGGREGATE: WHITE SILICA SAND, COURSE AGGREGATE: 1/2 TO 1/4 IN BROWN "GEORGETOWN BLEND" LIMESTONE



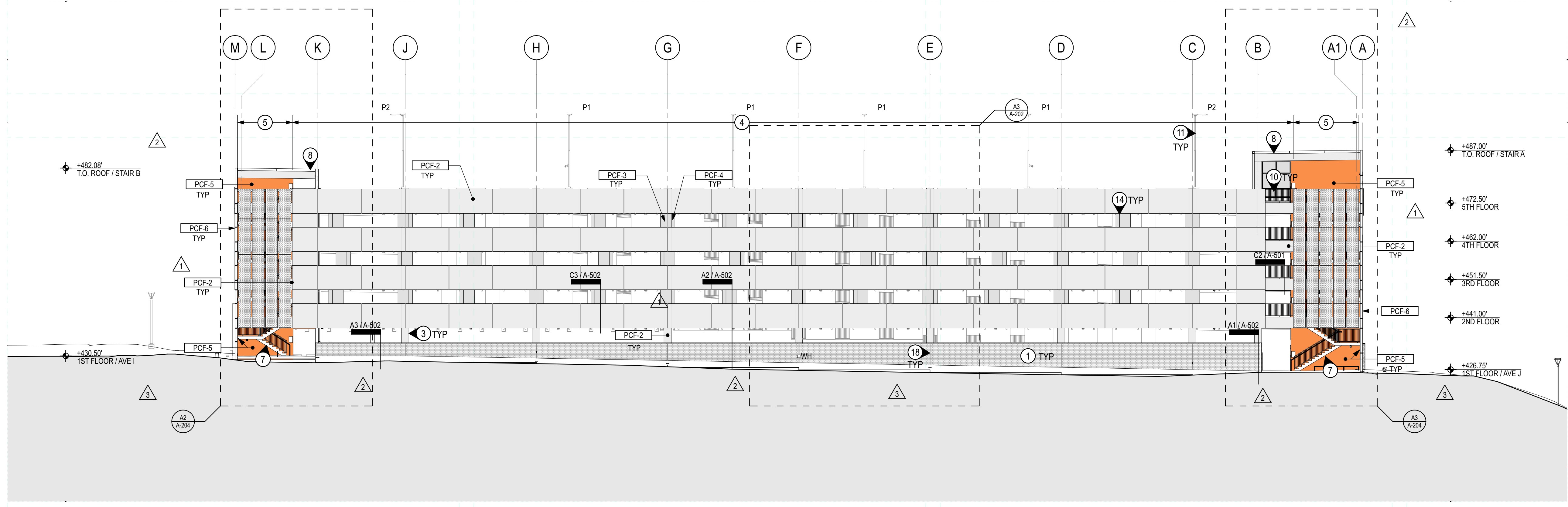
**C1 WEST ELEVATION**  
SCALE: 1/16" = 1'-0"



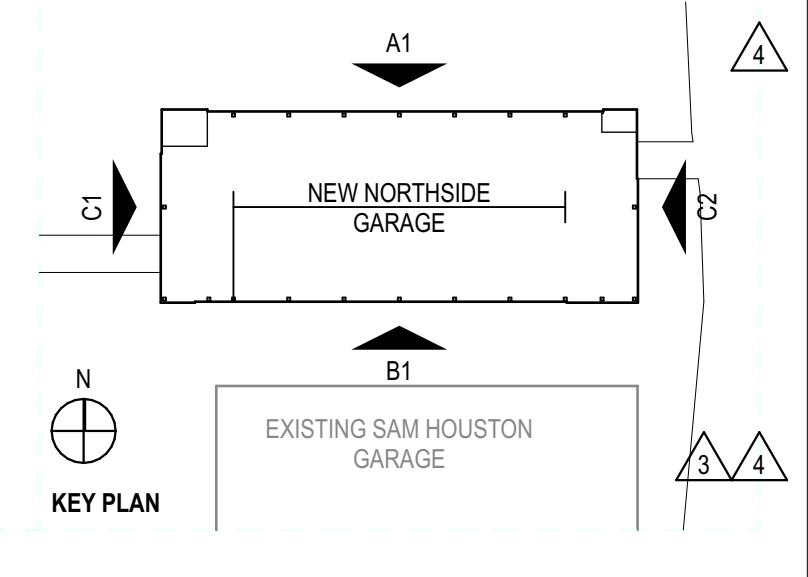
**C2 EAST ELEVATION**  
SCALE: 1/16" = 1'-0"



**B1 SOUTH ELEVATION**  
SCALE: 1/16" = 1'-0"



**A1 NORTH ELEVATION**  
SCALE: 1/16" = 1'-0"



KEY PLAN



**ELEVATION/SECTION NOTES**

**KEYED NOTES**

- 1 MODULAR BRICK VENEER (SHSU BLEND) OVER WEATHER BARRIER ON 8-INCH REINF CAST-IN-PLACE WALL PAINTED ON INTERIOR FACE
- 2 MODULAR BRICK VENEER (SHSU BLEND) OVER PRECAST CONCRETE SPANDREL PANEL
- 3 PRECAST CONC STRUCTURE - WITH FINISH AS INDICATED
- 4 PRECAST CONCRETE SPANDREL PANELS WITH ARCH REVEALS AND FINISHES AS INDICATED
- 5 PREFINISHED PERFORATED ALUMINUM PANELS SECURE TO BRACKET SYSTEM ANCHORED TO PRECAST CONCRETE STRUCTURE
- 6 PRECAST CONCRETE WALL PANELS WITH ARCHITECTURAL REVEALS AND FINISH AS INDICATED
- 7 PRECAST CONCRETE STAIRS WITH PCF-1 FINISH WITH GALV STEEL RAILINGS
- 8 PRECAST CONCRETE ROOF PANEL WITH PCF-2 EDGES AND PCF-5 UNDERSIDE AND PCF-1 TOP OF ROOF
- 9 ENVIRONMENTAL GRAPHICS CLEARANCE BAR
- 10 GALVANIZED STEEL GUARDRAIL
- 11 POLE MOUNTED LIGHT FIXTURE
- 12 BUILDING GRAPHIC LETTERFORMS
- 13 REINF GALV STEEL BOLLARD
- 14 PRECAST CONCRETE INFILL PANEL WITH FINISH AS INDICATED
- 15 REMOVABLE METAL BOLLARD
- 16 STRUCTURAL CONCRETE SLAB ON GRADE
- 17 GALVANIZED STEEL PEDESTRIAN BARRIER AT RAMP WALL OPENING
- 18 BRICK CONTROL JOINT

**LEGEND**

REFER TO PLUMBING FOR THE FOLLOWING:

FDC FIRE DEPARTMENT CONNECTION

WH WALL HYDRANT

REFER TO ELECTRICAL FOR THE FOLLOWING:

P1/P2 POLE MOUNTED GARAGE LIGHT FIXTURE

W1 WALL PACK LIGHT FIXTURE

• OUTLET

REFER TO LANDSCAPE OR CIVIL FOR THE FOLLOWING:

IC IRRIGATION CONTROL

TD TRENCH DRAIN

**PRECAST CONCRETE FINISH LEGEND**

NOTE: ALL PRECAST CONCRETE UNO TO BE STANDARD PLANT FINISH

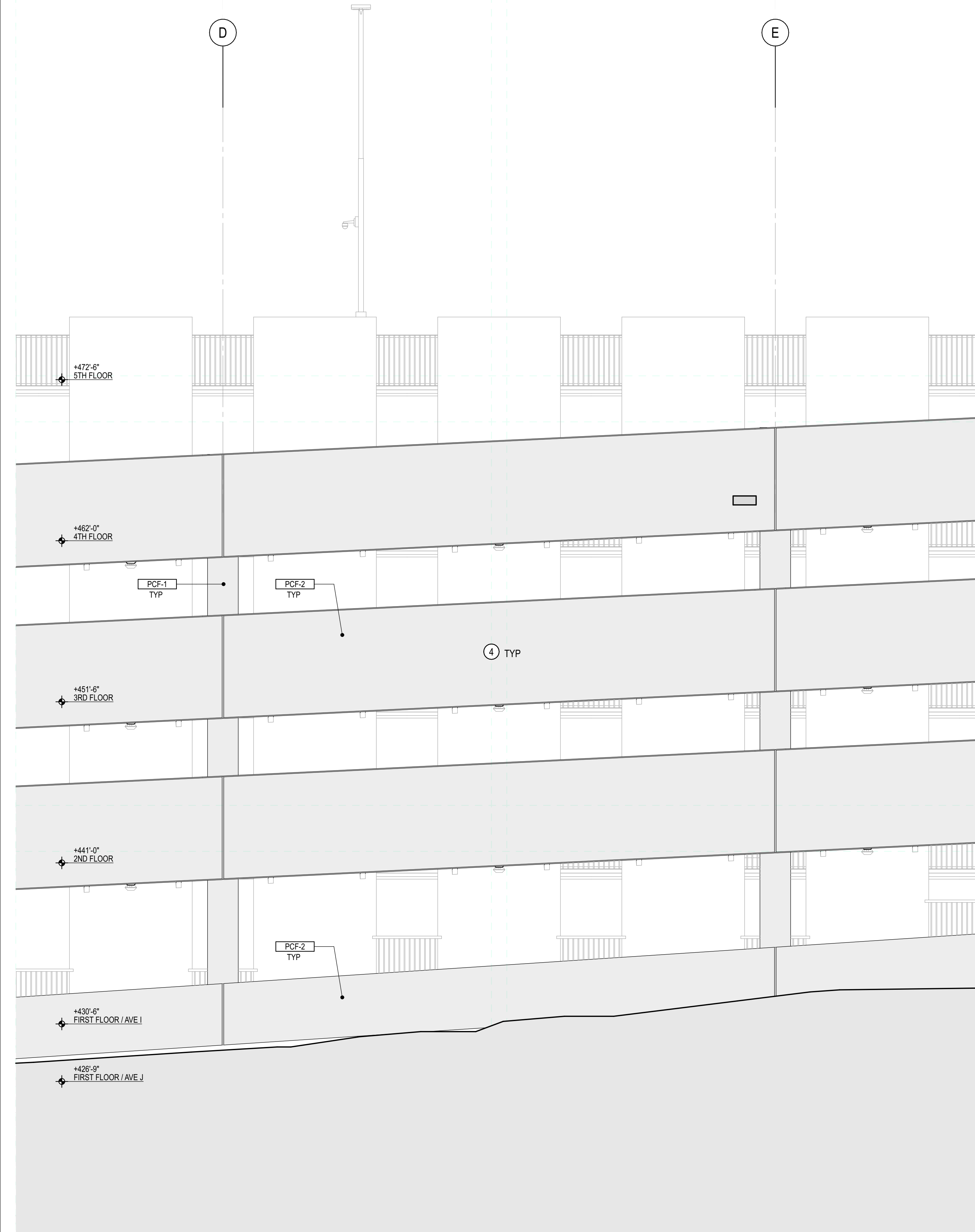
PCF-1 PRECAST CONC WITH STANDARD GRAY CEMENT PLANT FINISH

PCF-2 FACE OF PRECAST CONCRETE SPANDREL PANELS AT GARAGE EXTERIOR, AND EXPOSED FACES OF COLUMNS AND BEAMS  
TEXTURE: LIGHT SANDBLASTED  
CONCRETE COLOR: WHITE W/ BUFF/TAN TINT  
DESCRIPTION: FINE AGGREGATE: WHITE SILICA SAND, COURSE AGGREGATE: 1/2 TO 1/4 IN BROWN "GEORGETOWN BLEND" LIMESTONE

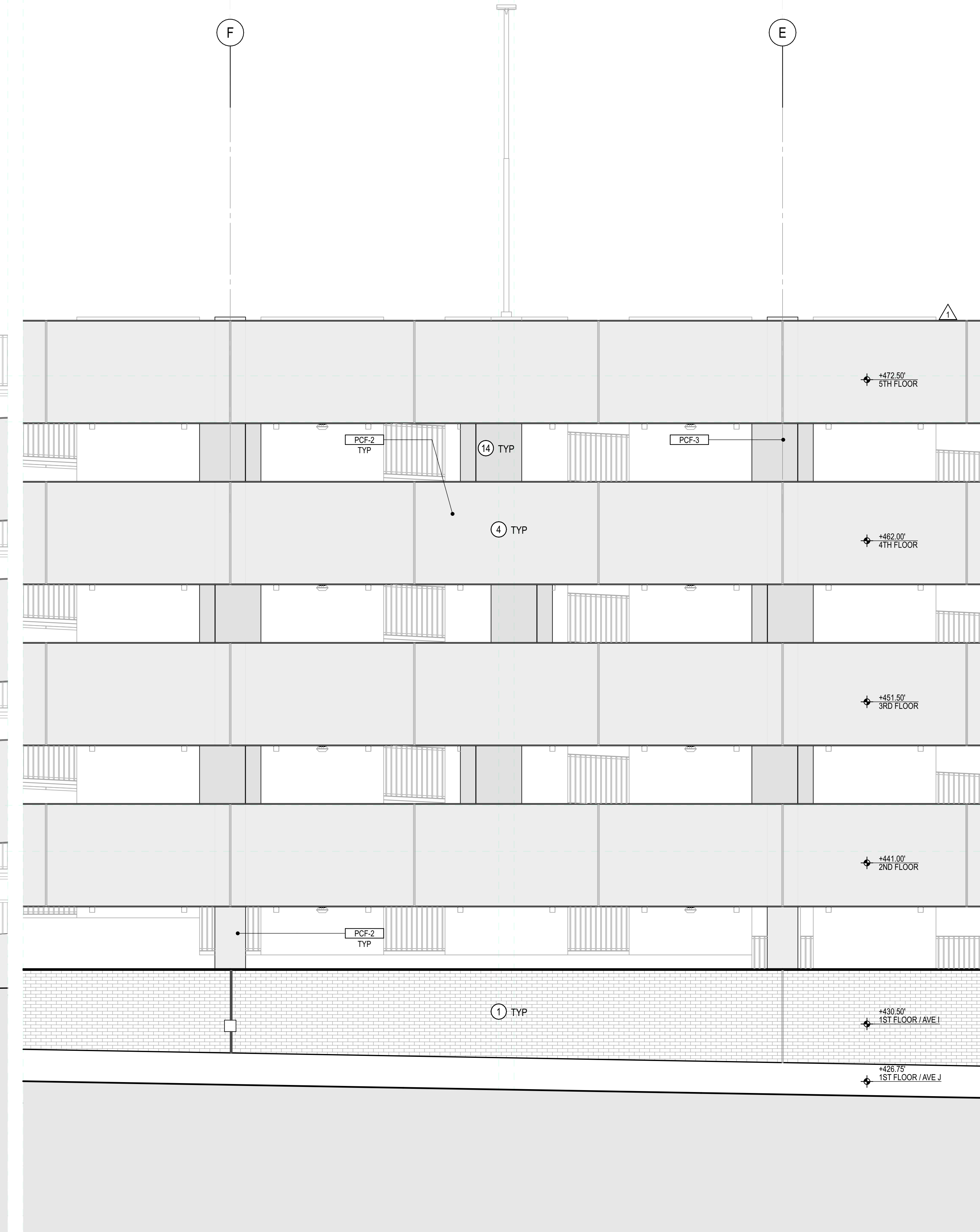
PCF-3 ALL FACES OF PRECAST CONCRETE ACCENT PANELS AT GARAGE EXTERIOR  
TEXTURE: LIGHT SANDBLASTED  
CONCRETE COLOR: WHITE W/ GRAY TINT  
DESCRIPTION: FINE AGGREGATE: WHITE SILICA SAND, COURSE AGGREGATE: 1/2 TO 1/4 IN BROWN "GEORGETOWN BLEND" LIMESTONE

PCF-5 SMOOTH ELASTOMERIC COATING ON EXTERIOR PRECAST CONCRETE PANELS IN SHSU ORANGE, PANTONE PMS 021C

PCF-6 FACE OF PRECAST CONCRETE SPANDREL PANELS AT GARAGE EXTERIOR  
TEXTURE: HEAVY SANDBLASTED  
CONCRETE COLOR: WHITE W/ BUFF/TAN TINT  
DESCRIPTION: FINE AGGREGATE: WHITE SILICA SAND, COURSE AGGREGATE: 1/2 TO 1/4 IN BROWN "GEORGETOWN BLEND" LIMESTONE



**A1** ENLARGED SOUTH ELEVATION  
SCALE: 1/4" = 1'-0"



**A3** ENLARGED NORTH ELEVATION  
SCALE: 1/4" = 1'-0"

SHSU AVE I PARKING STRUCTURE  
1698 AVENUE I  
HUNTSVILLE, TX 77340

REV	DATE	DESCRIPTION
1	21 DEC 2020	PKG THREE
0	08 SEPT 2020	INITIAL ISSUE (PKG ONE)

EA PROJECT NUMBER: 20028  
PROJECT # 759-20-0606  
BUILDING #382



08 SEPTEMBER 2020



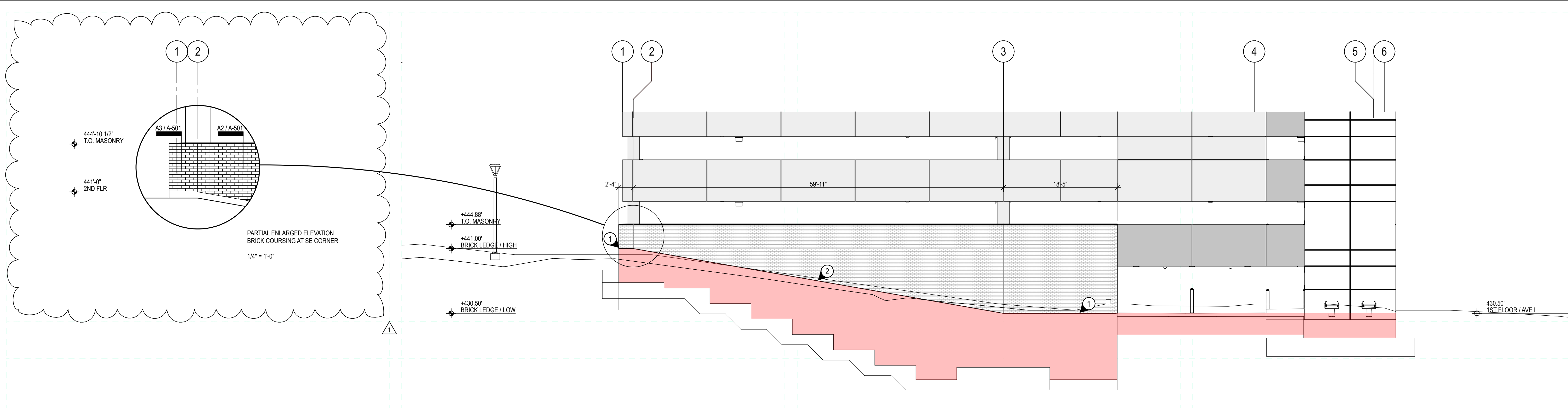
**ENLARGED ELEVATION NOTES**

**KEYED NOTES**

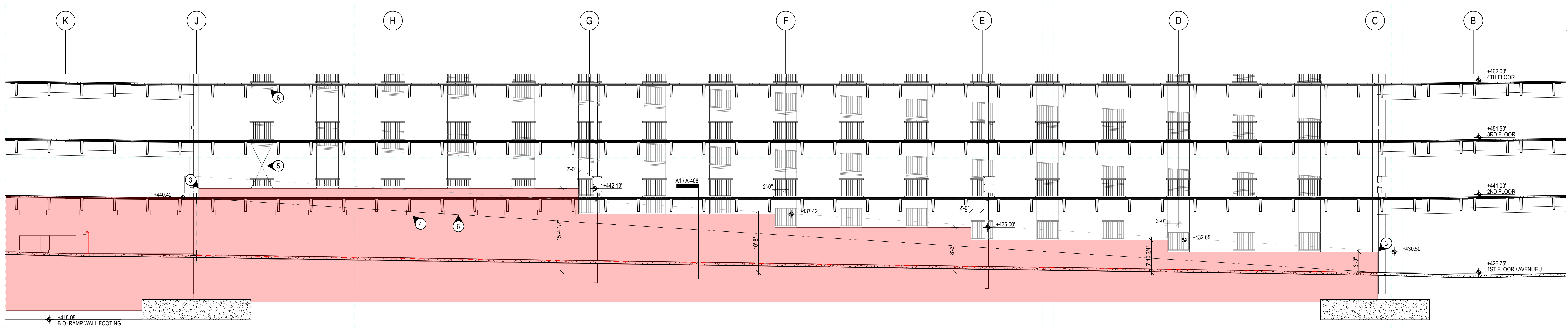
- 1 RUN BRICK LEDGE HORIZONTAL HERE
- 2 BRICK LEDGE SLOPES HERE
- 3 C.I.P. CONCRETE SHEAR WALL AT INTERSECTION
- 4 CORBEL AT C.I.P. CONCRETE WALL - TYP
- 5 OPEN TO BEYOND - PROTECT W/ PEDESTRIAN BARRIER RAILING - TYP
- 6 LINE OF RAMP BEYOND IN SOUTH BAY OF GARAGE

**LEGEND**

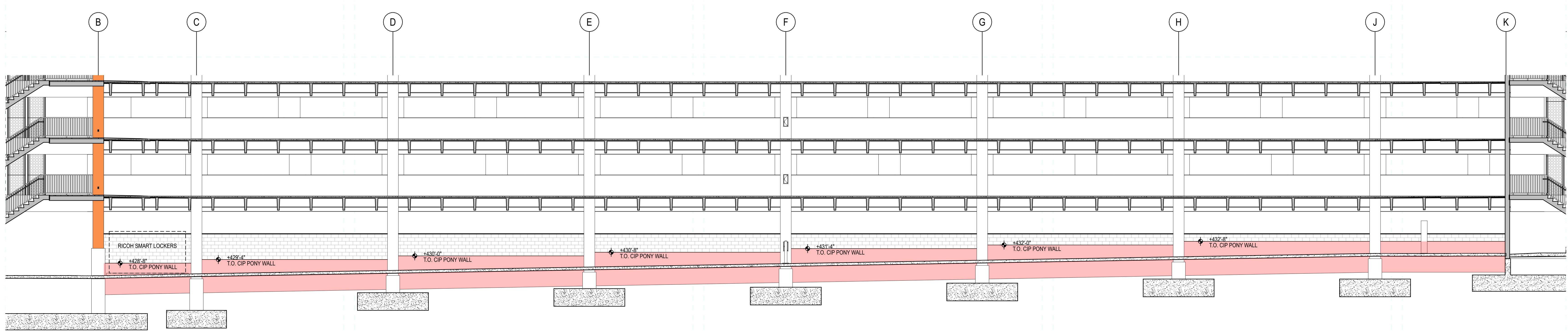
CAST IN PLACE CONCRETE WALL  
RE: STRUCT



**C2 BRICK LEDGE AT EAST ELEVATION**  
SCALE: 1/8" = 1'-0"



**B1 RAMP WALL ELEVATION**  
SCALE: 1/8" = 1'-0"



**A1 CAST IN PLACE CONCRETE T.O. WALL AT NORTH BAY**  
SCALE: 1/8" = 1'-0"

**VAUGHN**  
CONSTRUCTION

10355 WESTPARK DRIVE,  
HOUSTON, TEXAS 77042-5342  
TEL: (713) 243-8300  
FAX: (713) 243-8350  
www.vaughnconstruction.com



**SHSU AVE I PARKING STRUCTURE**  
1698 AVENUE I  
HUNTSVILLE, TX 77340

REV	DATE	DESCRIPTION
1	05 JAN 2022	BRICK COURSING COORDINATION
0	22 JAN 2021	BP3 ADDENDUM #3

EA PROJECT NUMBER: 20028  
PROJECT # 759-20-06066  
BUILDING #382





**ENLARGED STAIR NOTES**

**KEYED NOTES**

- 1 GUARDRAIL WITH HANDRAIL
- 2 HANDRAIL ATTACHED TO PC WALL
- 3 GUARDRAIL
- 4 REINF GALV STEEL BOLLARD - PTD
- 5 PRECAST CONC ROOF PANEL WITH PCF-2 EDGES AND PCF-5 UNDERSIDE AND TOP OF ROOF
- 6 LANDING SUPPORTED BY RECESSED ANGLE AT WALL WELDED TO RECESSED PLATE UNDER LANDING
- 7 SCHED LIGHT FIXTURE, RE: ELECTRICAL
- 8 SECURITY CAMERA, RE: SECURITY DRAWINGS
- 9 CANE DETECTION RAIL BELOW STAIR
- 10 EMERGENCY CALL BOX
- 11 ELEVATOR CALL STATION
- 12 HORIZONTAL PRECAST ROOF PANELS ABOVE
- 13 PREFINISHED PERFORATED ALUMINUM PANELS SECURE TO BRACKET SYSTEM ANCHORED TO PRECAST CONCRETE STRUCTURE.

**GENERAL NOTES**

- A. DIMENSIONS ARE TO FACE OF FINISH UNLESS NOTED OTHERWISE
- B. ALL EXPOSED STEEL METAL FABRICATIONS, MISC STEEL, STAIR HANDRAIL, GUARDRAILS AND ACCESSORIES - UNPAINTED, GALVANIZED FINISH - TYP EXCEPT FOR SAFETY BOLLARDS AND WALL MOUNTED PIPE PROTECTION PLATES - PAINT OSHA YELLOW - TYP

**LEGEND**

- PRECAST CONCRETE
- CONCRETE MASONRY UNIT (CMU)
- PCF-5
- PRECAST CONCRETE FINISH RE: SHEET A-200 LEGEND

REFER TO LIFE SAFETY FOR THE FOLLOWING:

FEC FIRE EXTINGUISHER CABINET

REFER TO PLUMBING FOR THE FOLLOWING:

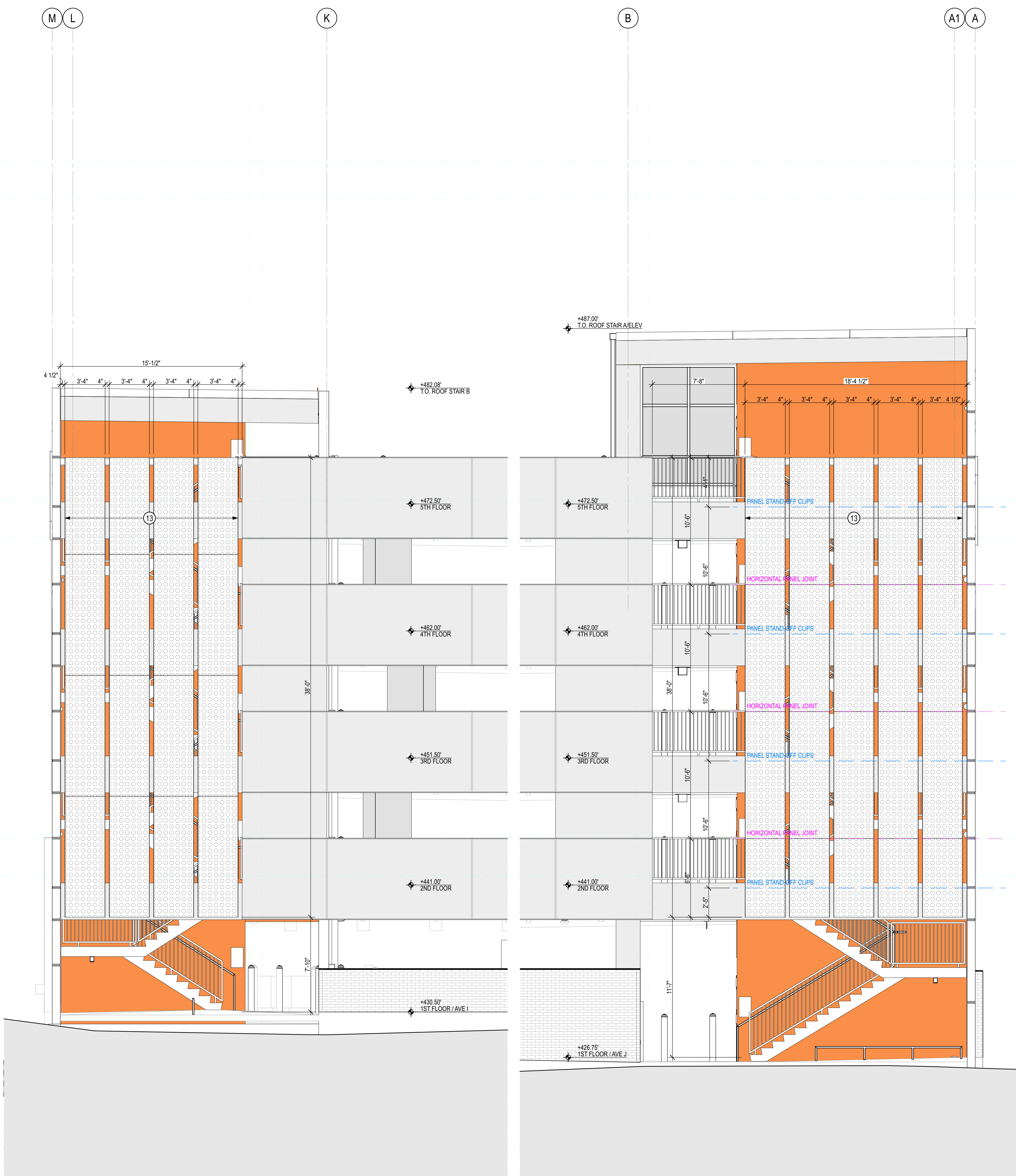
FD FLOOR DRAIN

FDV FIRE DEPARTMENT VALVE

REFER TO ELECTRICAL FOR THE FOLLOWING:

S1 WET LISTED BIDIRECTIONAL LIGHT FIXTURE

S2 WET LISTED DOWN LIGHT FIXTURE



**A2** PARTIAL ENLARGED ELEVATION AT STAIR B PERFORATED METAL PANEL  
SCALE: 1/4" = 1'-0"  
RE: A3/A-204 FOR TYP NOTES & DIMENSIONS

**A3** PARTIAL ENLARGED ELEVATION AT STAIR A PERFORATED METAL PANEL  
SCALE: 1/4" = 1'-0"

SHSU AVE I PARKING STRUCTURE  
1698 AVENUE I  
HUNTSVILLE, TX 77340

0 22 JAN 2021 BP3 ADDENDUM #3

REV DATE DESCRIPTION

EA PROJECT NUMBER: 20028

PROJECT # 759-20-06066

BUILDING #382



22 JANUARY 2021

ENLARGED ELEVATIONS  
**A-204**



**ELEVATION/SECTION NOTES**

**KEYED NOTES**

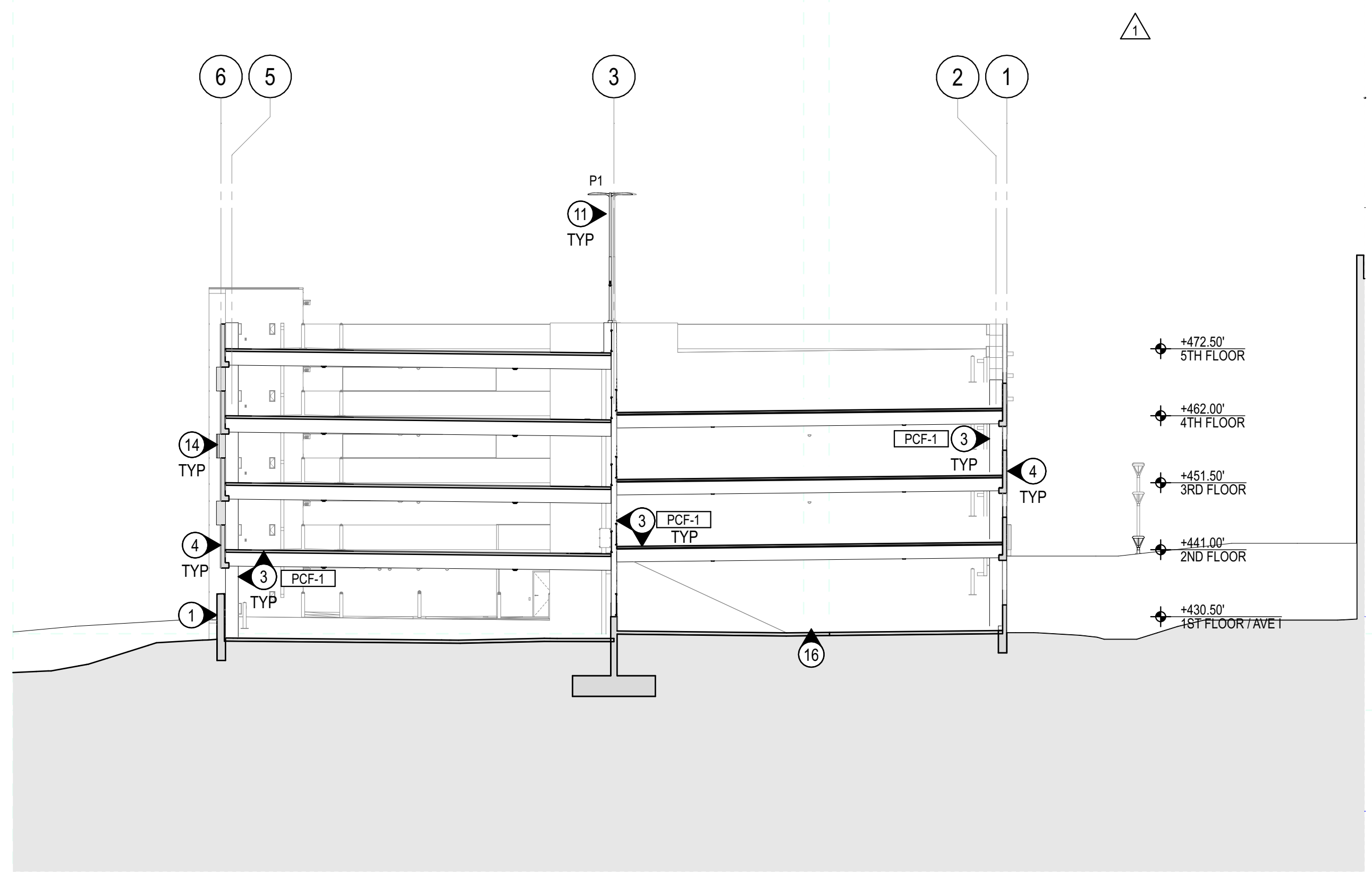
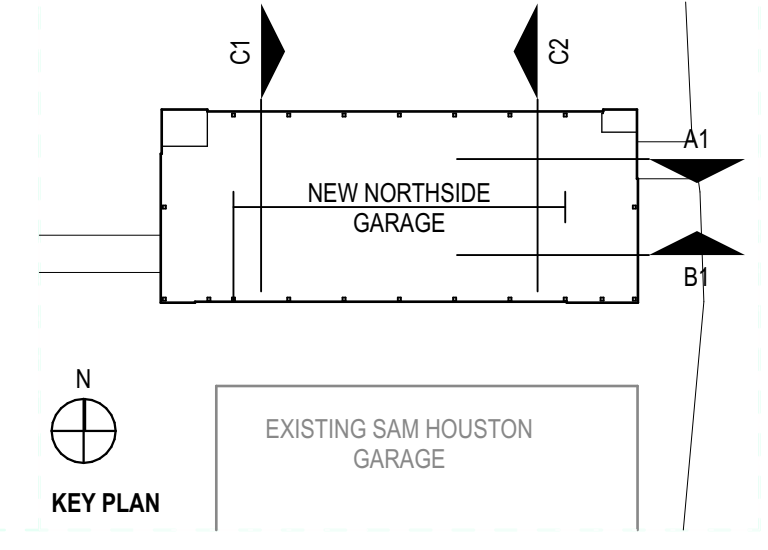
- 1 MODULAR BRICK VENEER (SHSU BLEND) OVER WEATHER BARRIER ON 8-INCH REINF CAST-IN-PLACE WALL PAINTED ON INTERIOR FACE
- 2 MODULAR BRICK VENEER (SHSU BLEND) OVER PRECAST CONCRETE SPANDREL PANEL
- 3 PRECAST CONC STRUCTURE - WITH FINISH AS INDICATED
- 4 PRECAST CONCRETE SPANDREL PANELS WITH ARCH REVEALS AND FINISHES AS INDICATED
- 5 PREFINISHED PERFORATED ALUMINUM PANELS SECURE TO BRACKET SYSTEM ANCHORED TO PRECAST CONCRETE STRUCTURE
- 6 PRECAST CONCRETE WALL PANELS WITH ARCHITECTURAL REVEALS AND FINISH AS INDICATED
- 7 PRECAST CONCRETE STAIRS WITH PCF-1 FINISH WITH GALV STEEL RAILINGS
- 8 PRECAST CONCRETE ROOF PANEL WITH PCF-2 EDGES AND PCF-5 UNDERSIDE AND PCF-1 TOP OF ROOF
- 9 ENVIRONMENTAL GRAPHICS CLEARANCE BAR
- 10 GALVANIZED STEEL GUARDRAIL
- 11 POLE MOUNTED LIGHT FIXTURE
- 12 BUILDING GRAPHIC LETTERFORMS
- 13 REINF GALV STEEL BOLLARD
- 14 PRECAST CONCRETE INFILL PANEL WITH FINISH AS INDICATED
- 15 REMOVABLE METAL BOLLARD
- 16 STRUCTURAL CONCRETE SLAB ON GRADE
- 17 GALVANIZED STEEL PEDESTRIAN BARRIER AT RAMP WALL OPENING
- 18 BRICK CONTROL JOINT

**LEGEND**

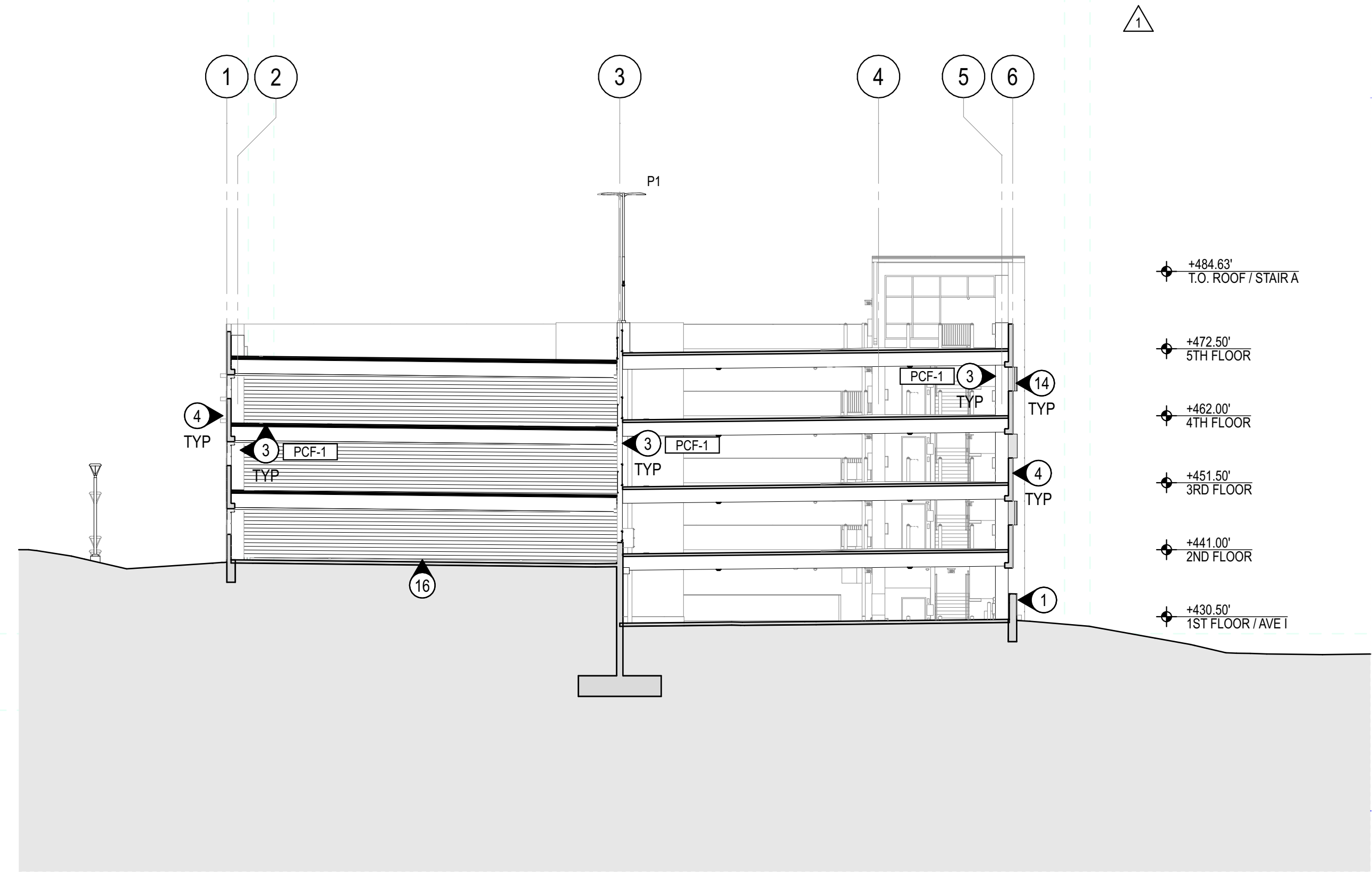
- REFER TO PLUMBING FOR THE FOLLOWING:  
 FDC FIRE DEPARTMENT CONNECTION  
 WH WALL HYDRANT
- REFER TO ELECTRICAL FOR THE FOLLOWING:  
 P1/P2 POLE MOUNTED GARAGE LIGHT FIXTURE  
 W1 WALL PACK LIGHT FIXTURE  
 • OUTLET
- REFER TO LANDSCAPE OR CIVIL FOR THE FOLLOWING:  
 IC IRRIGATION CONTROL  
 TD TRENCH DRAIN

**PRECAST CONCRETE FINISH LEGEND**

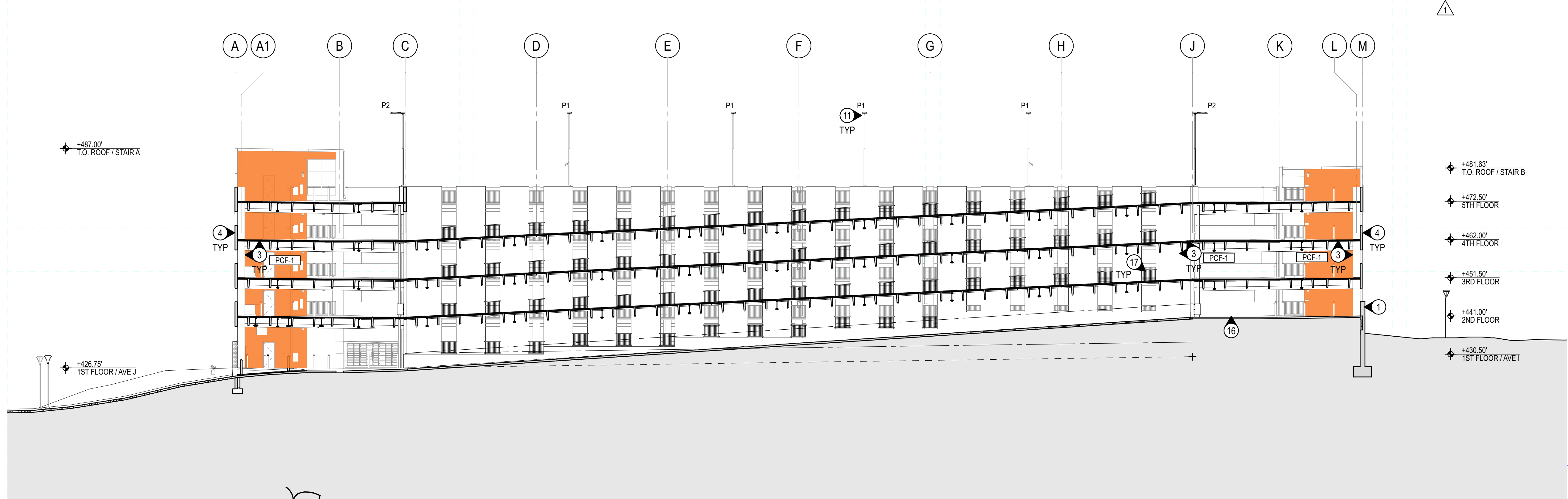
- NOTE: ALL PRECAST CONCRETE UNO TO BE STANDARD PLANT FINISH
- PCF-1 PRECAST CONC WITH STANDARD GRAY CEMENT PLANT FINISH
  - PCF-2 FACE OF PRECAST CONCRETE SPANDREL PANELS AT GARAGE EXTERIOR, AND EXPOSED FACES OF COLUMNS AND BEAMS  
 TEXTURE: LIGHT SANDBLASTED  
 CONCRETE COLOR: WHITE W/ BUFF/TAN TINT  
 DESCRIPTION: FINE AGGREGATE: WHITE SILICA SAND, COURSE AGGREGATE: 1/2 TO 1/4 IN BROWN "GEORGETOWN BLEND" LIMESTONE
  - PCF-3 ALL FACES OF PRECAST CONCRETE ACCENT PANELS AT GARAGE EXTERIOR  
 TEXTURE: LIGHT SANDBLASTED  
 CONCRETE COLOR: WHITE W/ GRAY TINT  
 DESCRIPTION: FINE AGGREGATE: WHITE SILICA SAND, COURSE AGGREGATE: 1/2 TO 1/4 IN BROWN "GEORGETOWN BLEND" LIMESTONE
  - PCF-5 SMOOTH ELASTOMERIC COATING ON EXTERIOR PRECAST CONCRETE PANELS IN SHSU ORANGE, PANTONE PMS 021C
  - PCF-6 FACE OF PRECAST CONCRETE SPANDREL PANELS AT GARAGE EXTERIOR  
 TEXTURE: HEAVY SANDBLASTED  
 CONCRETE COLOR: WHITE W/ BUFF/TAN TINT  
 DESCRIPTION: FINE AGGREGATE: WHITE SILICA SAND, COURSE AGGREGATE: 1/2 TO 1/4 IN BROWN "GEORGETOWN BLEND" LIMESTONE



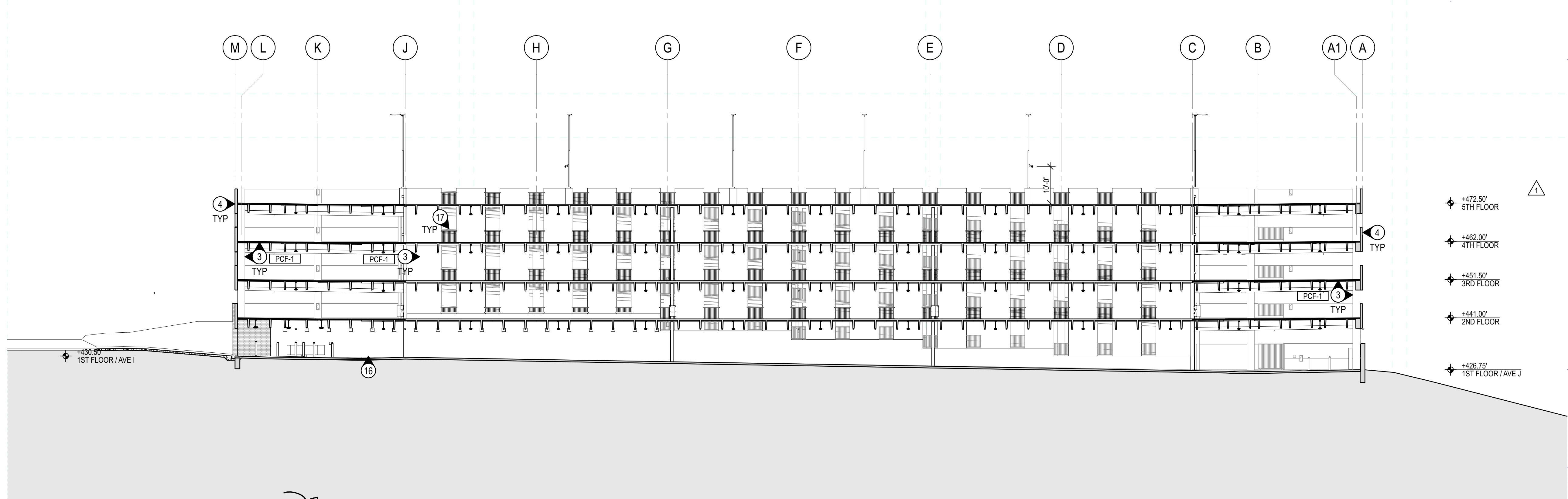
**C1** BLDG SECTION LOOKING EAST BTW GRIDS C+D  
 SCALE: 1/16" = 1'-0"  
 S-01



**C2** BLDG SECTION LOOKING WEST BTW GRID H+J  
 SCALE: 1/16" = 1'-0"  
 S-02



**B1** BLDG SECTION LOOKING NORTH BTW GRD 2+3  
 SCALE: 1/16" = 1'-0"  
 S-03



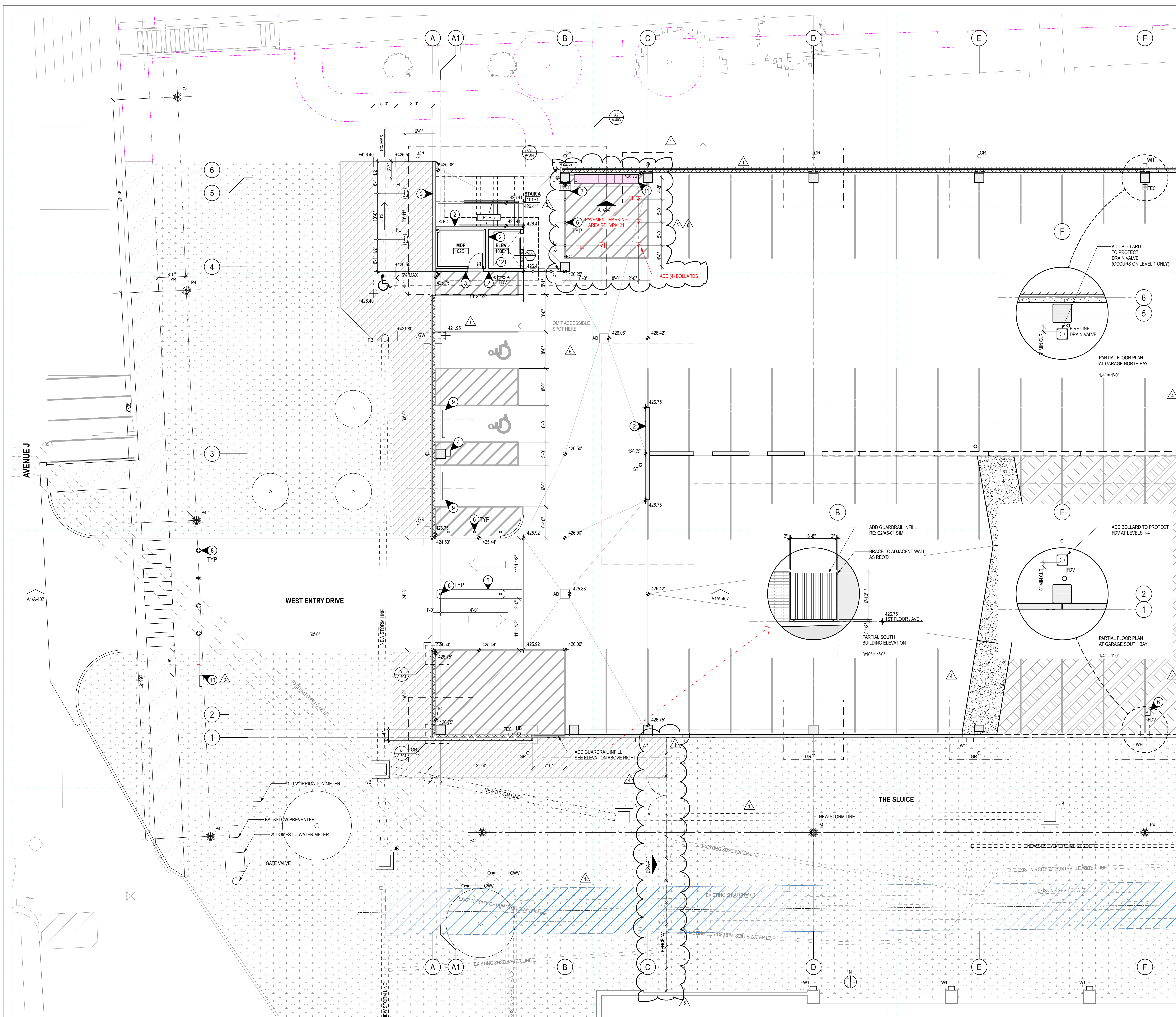
**A1** BLDG SECTION LOOKING SOUTH BTW GRID 4+3  
 SCALE: 1/16" = 1'-0"  
 S-04

**SHSU AVE I PARKING STRUCTURE**  
 1698 AVENUE I  
 HUNTSVILLE, TX 77340

REV	DATE	DESCRIPTION
1	21 DEC 2020	PKG THREE
0	08 SEPT 2020	INITIAL ISSUE (PKG ONE)

EA PROJECT NUMBER: 20028  
 PROJECT # 759-20-0606  
 BUILDING #382





**ENLARGED FLOOR PLAN NOTES**

- KEYED NOTES**
- 1 CAST-IN-PLACE CONCRETE WALL, RE: STRUCT
  - 2 PRECAST CONCRETE WALL, RE: STRUCT
  - 3 CARD READER, RE: TELECOM
  - 4 EV CHARGING STATIONS (NIC)
  - 5 RAISED CURB MEDIAN
  - 6 REINF GALV STEEL BOLLARD
  - 7 PARKING PAY MACHINE (N.I.C.)
  - 8 REMOVABLE METAL BOLLARD
  - 9 PRECAST CONCRETE PARKING WHEELSTOP
  - 10 PARKING GUIDANCE SYSTEM (PGS) SIGN Pylon RE: A3/A4-11
  - 11 INTELLIGENT PARCEL LOCKER (N.I.C.)
  - 12 PROVIDE VCT-1 FLOORING IN ELEVATOR CAB BY DIV. 09

**GENERAL NOTES**

A. DIMENSIONS ARE TO FACE OF FINISH UNLESS NOTED OTHERWISE

**LEGEND**

- PRECAST CONCRETE
  - CAST-IN-PLACE CONCRETE
  - BRICK MASONRY
  - CONCRETE MASONRY UNIT (CMU)
  - EARTHWORK/SUBGRADE
  - GRASS
  - LANDSCAPE
  - CONCRETE SIDEWALK PAVING
  - CONCRETE VEHICULAR PAVING
  - STABILIZED BACKFILL AREA FROM 2017 CHILLED WATER PROJECT
- PCF-4  
PRECAST CONCRETE FINISH  
RE: A-201 BUILDING ELEVATIONS  
FOR FINISH LEGEND

**REFER TO PLUMBING FOR THE FOLLOWING:**

- FD FLOOR DRAIN
- FDV FIRE DEPARTMENT VALVE
- FDC FIRE DEPARTMENT CONNECTION
- AD AREA DRAIN
- ST STORM PIPING
- HB HOSE BIB
- WH WALL HYDRANT

**REFER TO ELECTRICAL FOR THE FOLLOWING:**

- P3/P4 POLE MOUNTED PEDESTRIAN LIGHT FIXTURE
- FL FLOOD LIGHT FIXTURE
- PB PULL BOX
- GR GROUND ROD
- GW GROUND WELL
- ⊕ OUTLET

**REFER TO LANDSCAPE OR CIVIL FOR THE FOLLOWING:**


- IC IRRIGATION CONTROL
- IN/JB INLET / JUNCTION BOX
- TD TRENCH DRAIN



**SHSU AVE I PARKING STRUCTURE**  
1698 AVENUE I  
HUNTSVILLE, TX 77340

REV	DATE	DESCRIPTION
6	08 APR 2022	RICOH LOCKERS
5	23 MAR 2022	PAVEMENT MARKINGS REVISION
4	17 FEB 2022	MISC STEEL REVISION
3	14 OCT 2021	ASI 05
2	29 JAN 2021	BPS ADDENDUM #4
1	22 JAN 2021	BPS ADDENDUM #3
0	21 DEC 2020	INITIAL ISSUE (PKG THREE)

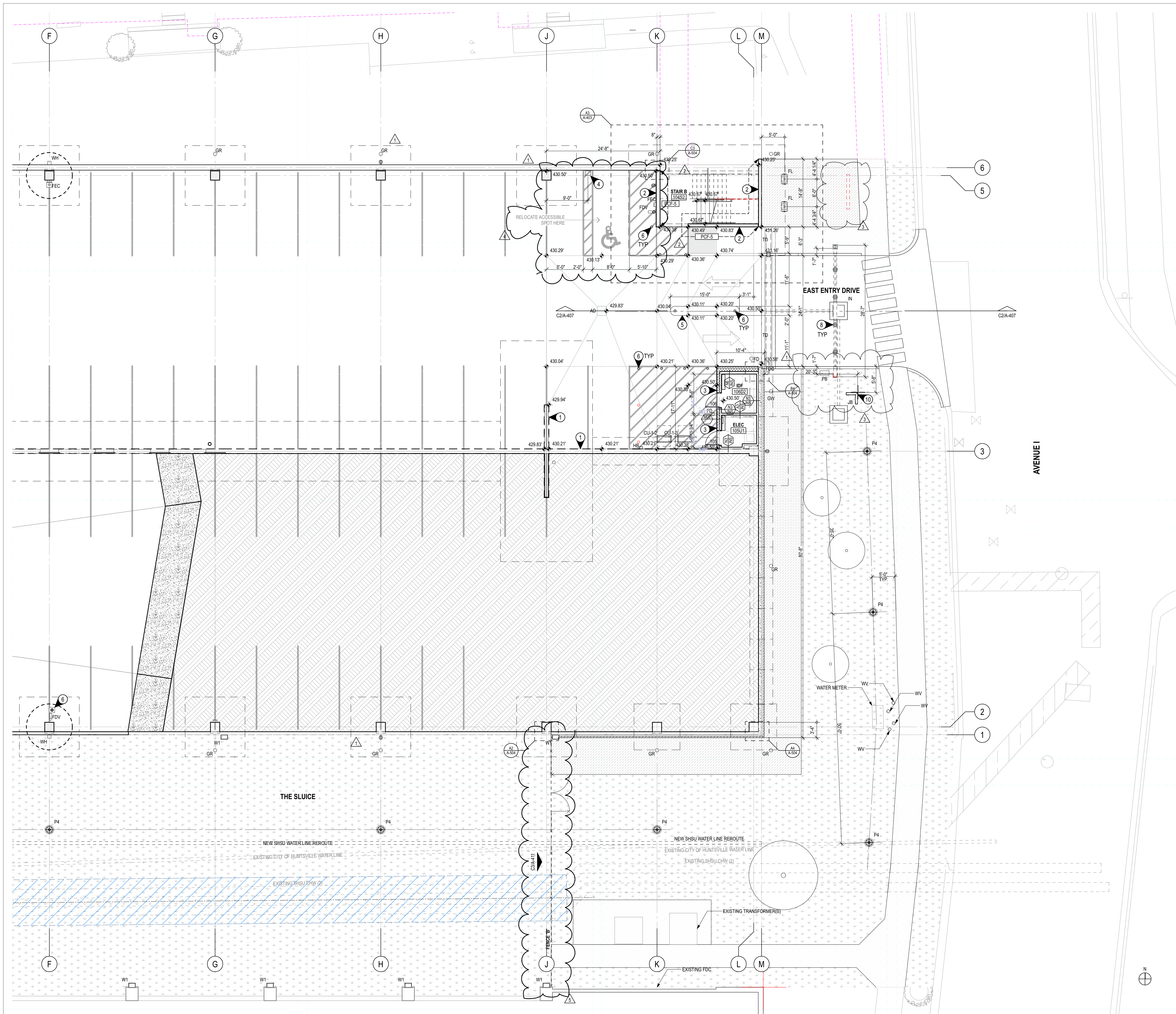
EA PROJECT NUMBER: 20028  
PROJECT # 759-20-0606  
BUILDING #382



21 DECEMBER 2020

**PARTIAL ENLARGED 1ST FLOOR PLAN - WEST**  
**A-401**

**A1 PARTIAL ENLARGED 1ST FLOOR PLAN - WEST**  
SCALE: 1/8" = 1'-0"



**ENLARGED FLOOR PLAN NOTES**

- KEYED NOTES**
- 1 CAST-IN-PLACE CONCRETE WALL, RE: STRUCT
  - 2 PRECAST CONCRETE WALL, RE: STRUCT
  - 3 CARD READER, RE: TELECOM
  - 4 EV CHARGING STATIONS (NIC)
  - 5 RAISED CURB MEDIAN
  - 6 REINF GALV STEEL BOLLARD
  - 7 PARKING PAY MACHINE (N.I.C.)
  - 8 REMOVABLE METAL BOLLARD
  - 9 PRECAST CONCRETE PARKING WHEELSTOP
  - 10 PARKING GUIDANCE SYSTEM (PGS) SIGN PYLON RE: A3/A4-11
  - 11 INTELLIGENT PARCEL LOCKER (N.I.C.)
  - 12 PROVIDE VCT-1 FLOORING IN ELEVATOR CAB BY DIV. 09

**GENERAL NOTES**

A. DIMENSIONS ARE TO FACE OF FINISH UNLESS NOTED OTHERWISE

**LEGEND**

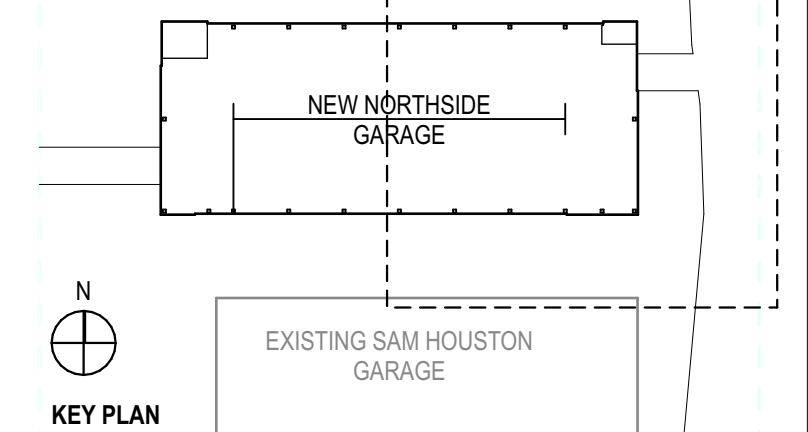
- PRECAST CONCRETE
  - CAST-IN-PLACE CONCRETE
  - BRICK MASONRY
  - CONCRETE MASONRY UNIT (CMU)
  - EARTHWORK/SUBGRADE
  - GRASS
  - LANDSCAPE
  - CONCRETE SIDEWALK PAVING
  - CONCRETE VEHICULAR PAVING
  - STABILIZED BACKFILL AREA FROM 2017 CHILLED WATER PROJECT
- PCF-4 ---  
 PRECAST CONCRETE FINISH RE: A-201 BUILDING ELEVATIONS FOR FINISH LEGEND

**REFER TO PLUMBING FOR THE FOLLOWING:**

- FD FLOOR DRAIN
- FDV FIRE DEPARTMENT VALVE
- FDC FIRE DEPARTMENT CONNECTION
- AD AREA DRAIN
- ST STORM PIPING
- HB HOSE BIB
- WH WALL HYDRANT

**REFER TO ELECTRICAL FOR THE FOLLOWING:**

- P3/P4 POLE MOUNTED PEDESTRIAN LIGHT FIXTURE
  - FL FLOOD LIGHT FIXTURE
  - PB PULL BOX
  - GR GROUND ROD
  - GW GROUND WELL
  - Ø OUTLET
- REFER TO LANDSCAPE OR CIVIL FOR THE FOLLOWING:**
- IC IRRIGATION CONTROL
  - IN/JB INLET / JUNCTION BOX
  - TD TRENCH DRAIN



**ENERGYARCHITECTURE**  
 2777 Allen Parkway, Suite 460  
 Houston, TX 77019  
 713.487.3400  
 www.energyarch.com

**VAUGHN CONSTRUCTION**  
 10355 WESTPARK DRIVE,  
 HOUSTON, TEXAS 77042-5342  
 TEL: (713) 243-8300  
 FAX: (713) 243-8350  
 www.vaughnconstruction.com



**SHSU AVE I PARKING STRUCTURE**  
 1698 AVENUE I  
 HUNTSVILLE, TX 77340

REV	DATE	DESCRIPTION
4	23 MAR 2022	PAVEMENT MARKINGS REVISION
3	14 OCT 2021	ASI 05
2	29 JAN 2021	BPS ADDENDUM #4
1	22 JAN 2021	BPS ADDENDUM #3
0	21 DEC 2020	INITIAL ISSUE (PKG THREE)

EA PROJECT NUMBER: 20028  
 PROJECT # 759-20-06066  
 BUILDING #382

**REGISTERED ARCHITECT**  
 STATE OF TEXAS  
 21 DECEMBER 2020

**PARTIAL ENLARGED 1ST FLOOR PLAN - EAST**  
**A-402**

**A1 PARTIAL ENLARGED 1ST FLOOR PLAN - EAST**  
 SCALE 1/8" = 1'-0"



SHSU AVE I PARKING STRUCTURE  
1698 AVENUE I  
HUNTSVILLE, TX 77340

REV	DATE	DESCRIPTION
4	17 FEB 2022	MISC STEEL REVISION
3	07 JAN 2022	ASI 06
2	28 JULY 2021	PRECAST STAIR COORDINATION
1	22 JAN 2021	BPS ADDENDUM #3
0	21 DEC 2020	INITIAL ISSUE (PKG THREE)

EA PROJECT NUMBER: 20028  
PROJECT # 759-20-0606  
BUILDING #382



21 DECEMBER 2020

ENLARGED STAIR PLANS  
**A-403**

**ENLARGED STAIR NOTES**

**KEYED NOTES**

- 1 GUARDRAIL WITH HANDRAIL
- 2 HANDRAIL ATTACHED TO PC WALL
- 3 GUARDRAIL
- 4 REINF GALV STEEL BOLLARD - PTD
- 5 PRECAST CONC ROOF PANEL WITH PCF-2 EDGES AND PCF-5 UNDERSIDE AND TOP OF ROOF
- 6 LANDING SUPPORTED BY RECESSED ANGLE AT WALL WELDED TO RECESSED PLATE UNDER LANDING
- 7 SCHED LIGHT FIXTURE, RE: ELECTRICAL
- 8 SECURITY CAMERA, RE: SECURITY DRAWINGS
- 9 CANE DETECTION RAIL BELOW STAIR
- 10 EMERGENCY CALL BOX
- 11 ELEVATOR CALL STATION
- 12 HORIZONTAL PRECAST ROOF PANELS ABOVE
- 13 PREFINISHED PERFORATED ALUMINUM PANELS SECURE TO BRACKET SYSTEM ANCHORED TO PRECAST CONCRETE STRUCTURE.

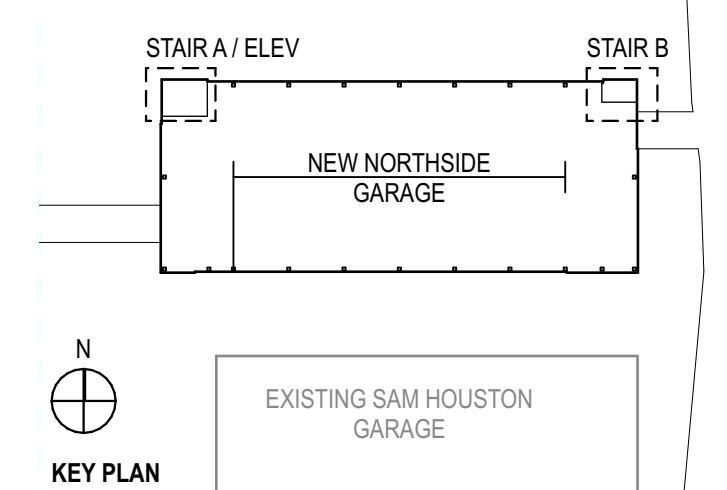
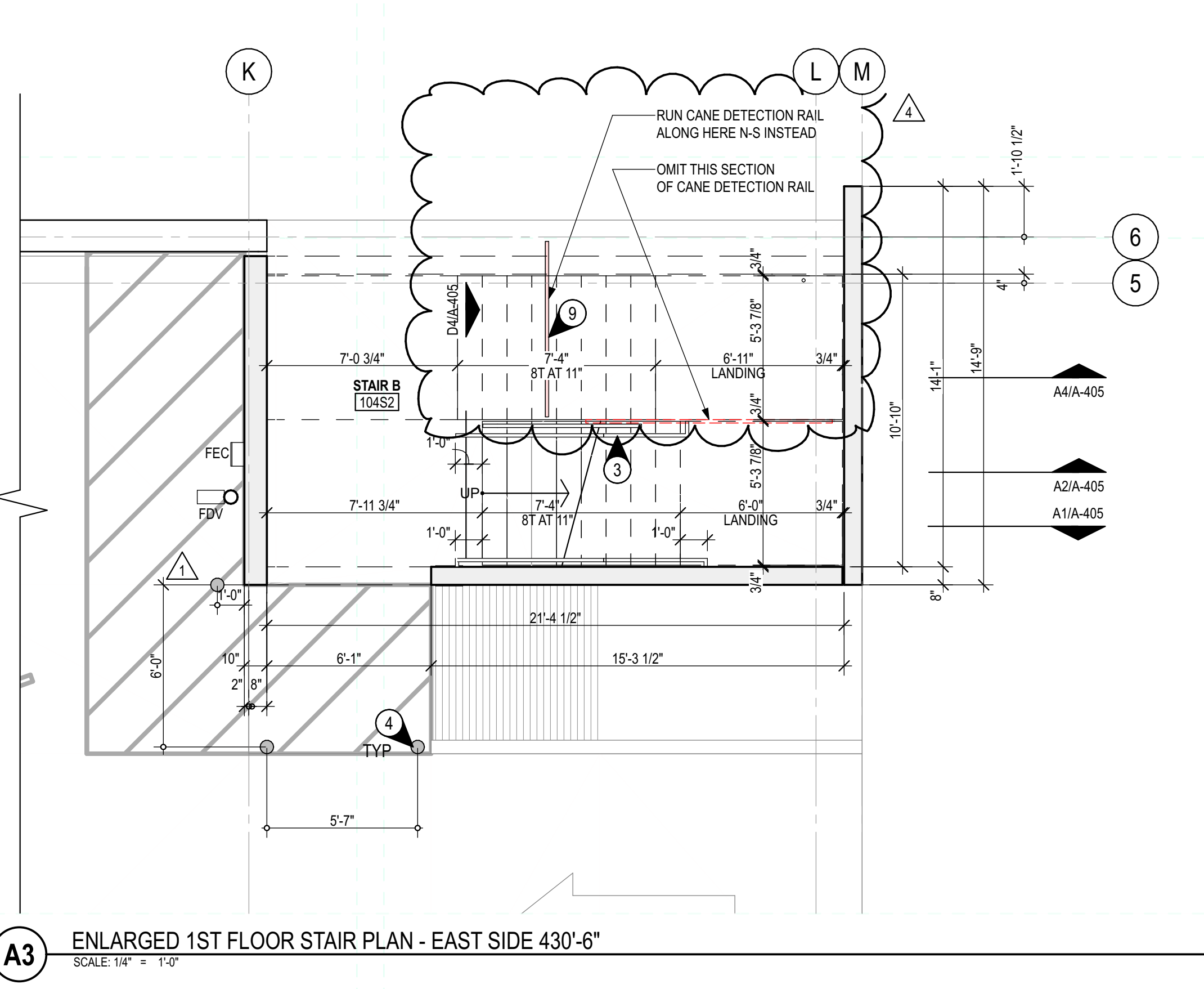
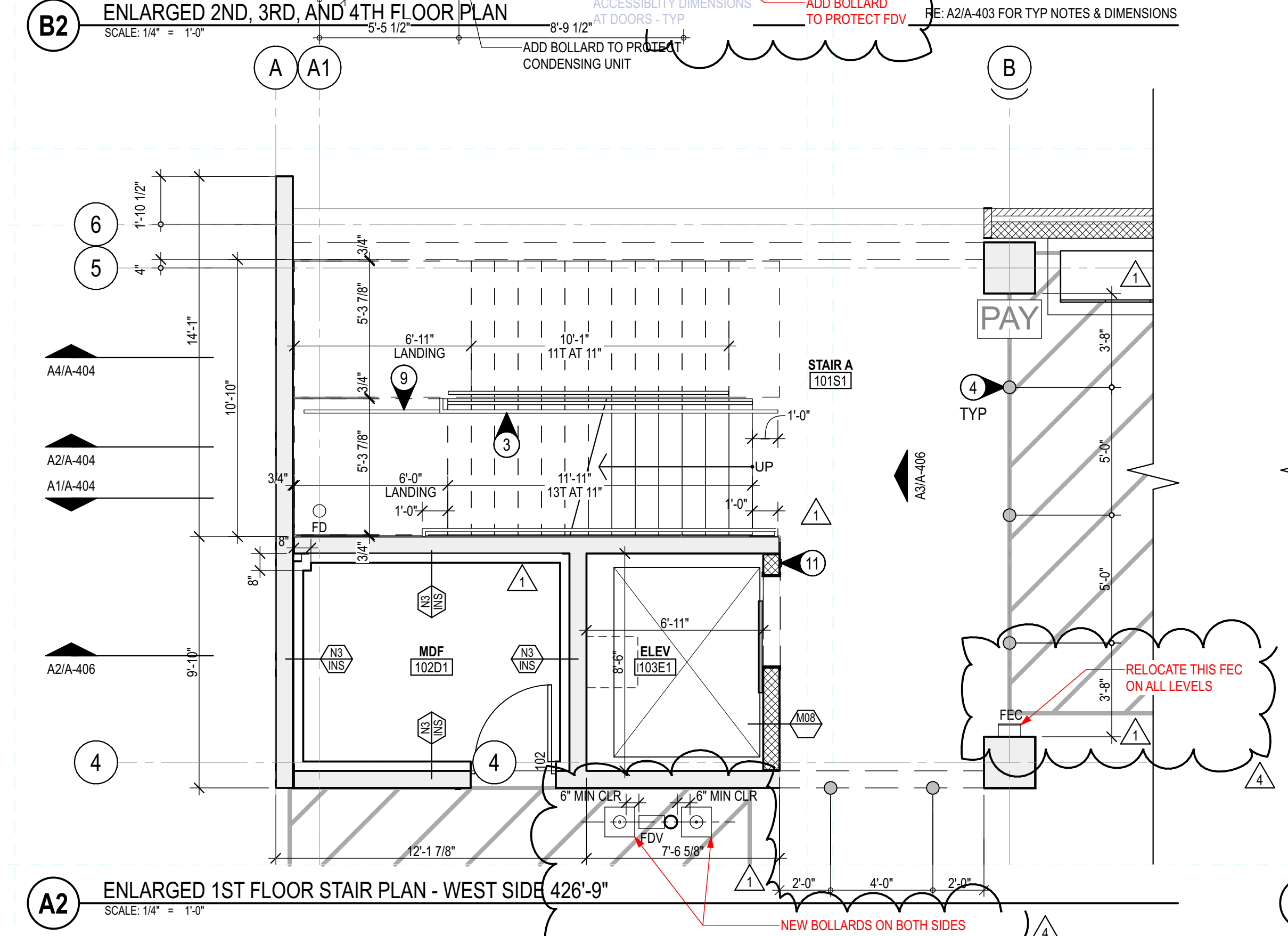
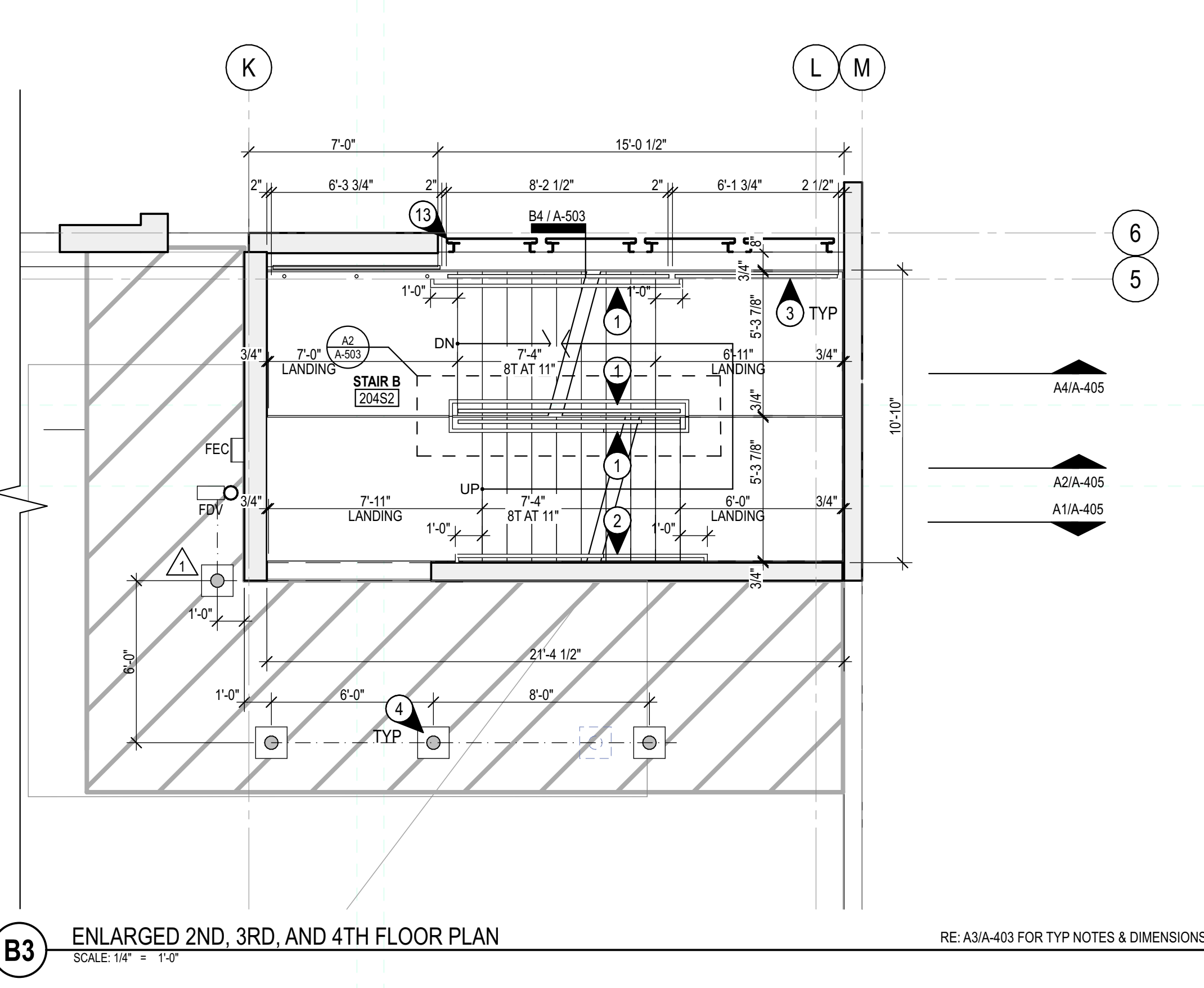
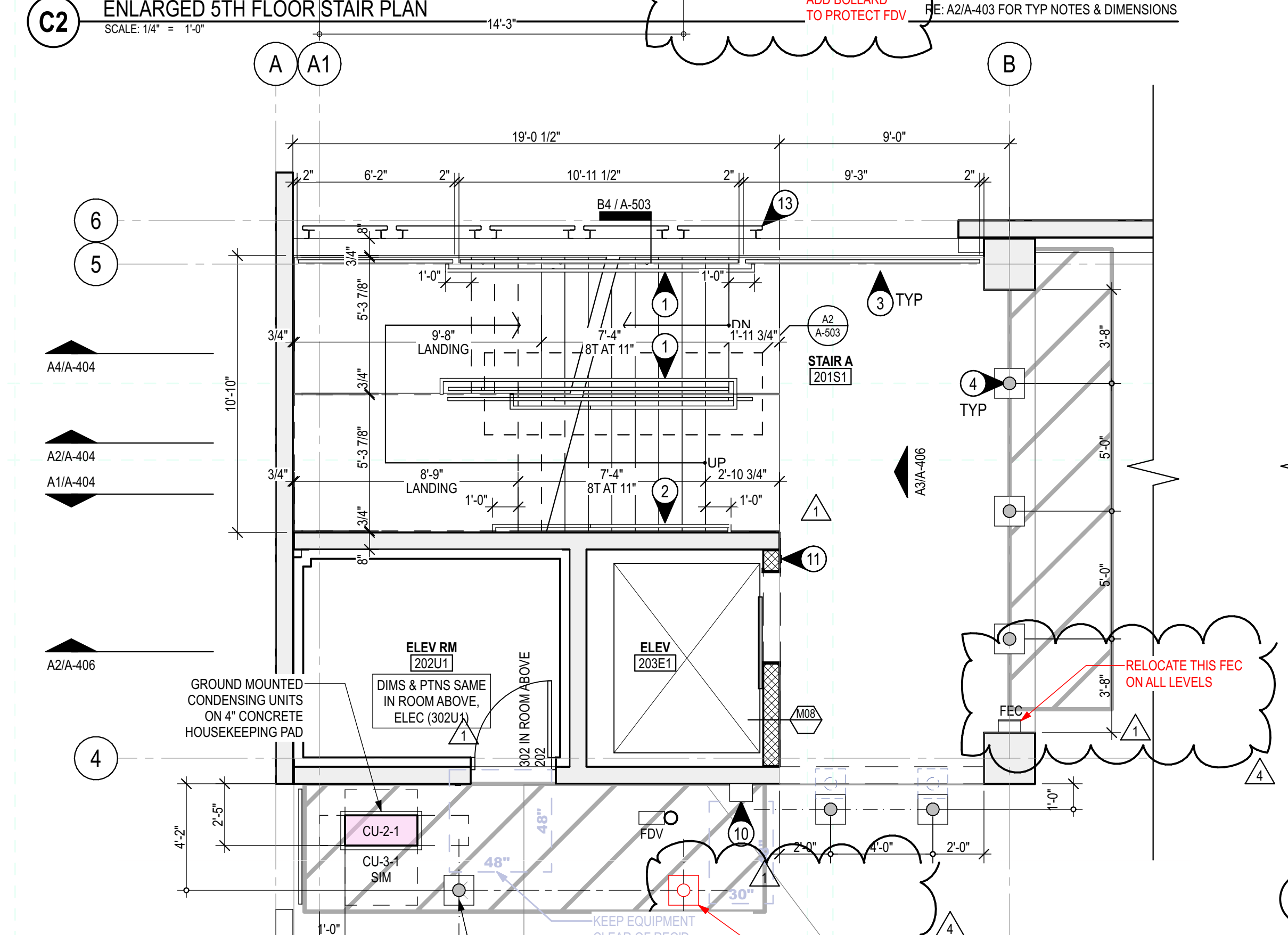
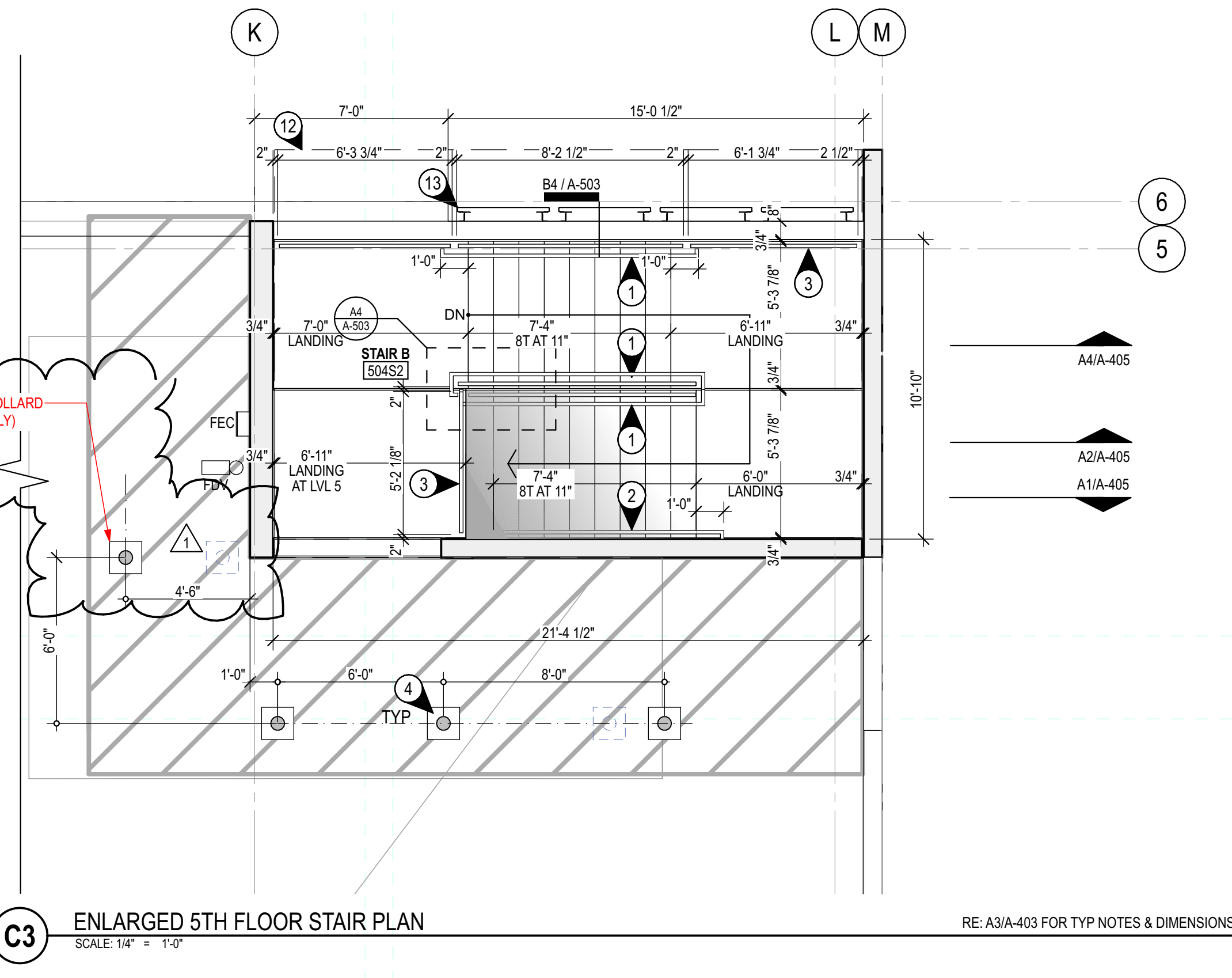
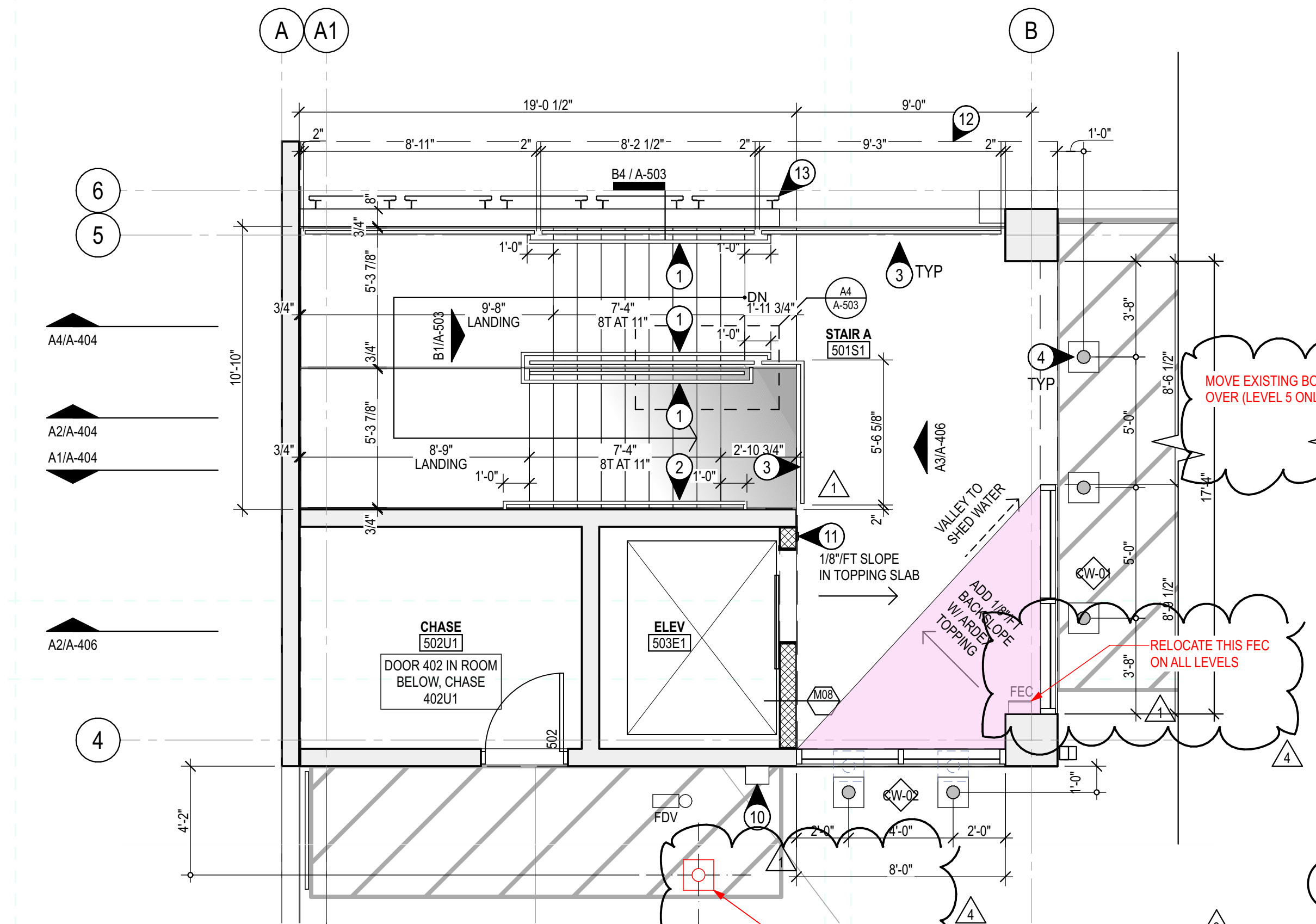
**GENERAL NOTES**

- A. DIMENSIONS ARE TO FACE OF FINISH UNLESS NOTED OTHERWISE
- B. ALL EXPOSED STEEL METAL FABRICATIONS, MISC STEEL, STAIR HANDRAIL, GUARDRAILS AND ACCESSORIES - UNPAINTED, GALVANIZED FINISH - TYP EXCEPT FOR SAFETY BOLLARDS AND WALL MOUNTED PIPE PROTECTION PLATES - PAINT OSHA YELLOW - TYP

**LEGEND**

- PRECAST CONCRETE
- CONCRETE MASONRY UNIT (CMU)
- PCF-5
- PRECAST CONCRETE FINISH RE: SHEET A-200 LEGEND

- REFER TO LIFE SAFETY FOR THE FOLLOWING:  
FEC FIRE EXTINGUISHER CABINET
- REFER TO PLUMBING FOR THE FOLLOWING:  
FD FLOOR DRAIN  
FDV FIRE DEPARTMENT VALVE
- REFER TO ELECTRICAL FOR THE FOLLOWING:  
S1 WET LISTED BIDIRECTIONAL LIGHT FIXTURE  
S2 WET LISTED DOWN LIGHT FIXTURE





**ENLARGED STAIR NOTES**

**KEYED NOTES**

- 1 GUARDRAIL WITH HANDRAIL
- 2 HANDRAIL ATTACHED TO PC WALL
- 3 GUARDRAIL
- 4 REINF GALV STEEL BOLLARD - PTD
- 5 PRECAST CONC ROOF PANEL WITH PCF-2 EDGES AND PCF-5 UNDERSIDE AND TOP OF ROOF
- 6 LANDING SUPPORTED BY RECESSED ANGLE AT WALL WELDED TO RECESSED PLATE UNDER LANDING
- 7 SCHED LIGHT FIXTURE, RE: ELECTRICAL
- 8 SECURITY CAMERA, RE: SECURITY DRAWINGS
- 9 CANE DETECTION RAIL BELOW STAIR
- 10 EMERGENCY CALL BOX
- 11 ELEVATOR CALL STATION
- 12 HORIZONTAL PRECAST ROOF PANELS ABOVE
- 13 PREFINISHED PERFORATED ALUMINUM PANELS SECURE TO BRACKET SYSTEM ANCHORED TO PRECAST CONCRETE STRUCTURE.

**GENERAL NOTES**

- A. DIMENSIONS ARE TO FACE OF FINISH UNLESS NOTED OTHERWISE
- B. ALL EXPOSED STEEL METAL FABRICATIONS, MISC STEEL, STAIR HANDRAIL, GUARDRAILS AND ACCESSORIES - UNPAINTED, GALVANIZED FINISH - TYP EXCEPT FOR SAFETY BOLLARDS AND WALL-MOUNTED PIPE PROTECTION PLATES - PAINT OSHA YELLOW - TYP

**LEGEND**

- PRECAST CONCRETE
- CONCRETE MASONRY UNIT (CMU)
- PCF-5
- PRECAST CONCRETE FINISH RE: SHEET A-200 LEGEND

REFER TO LIFE SAFETY FOR THE FOLLOWING:

FEC FIRE EXTINGUISHER CABINET

REFER TO PLUMBING FOR THE FOLLOWING:

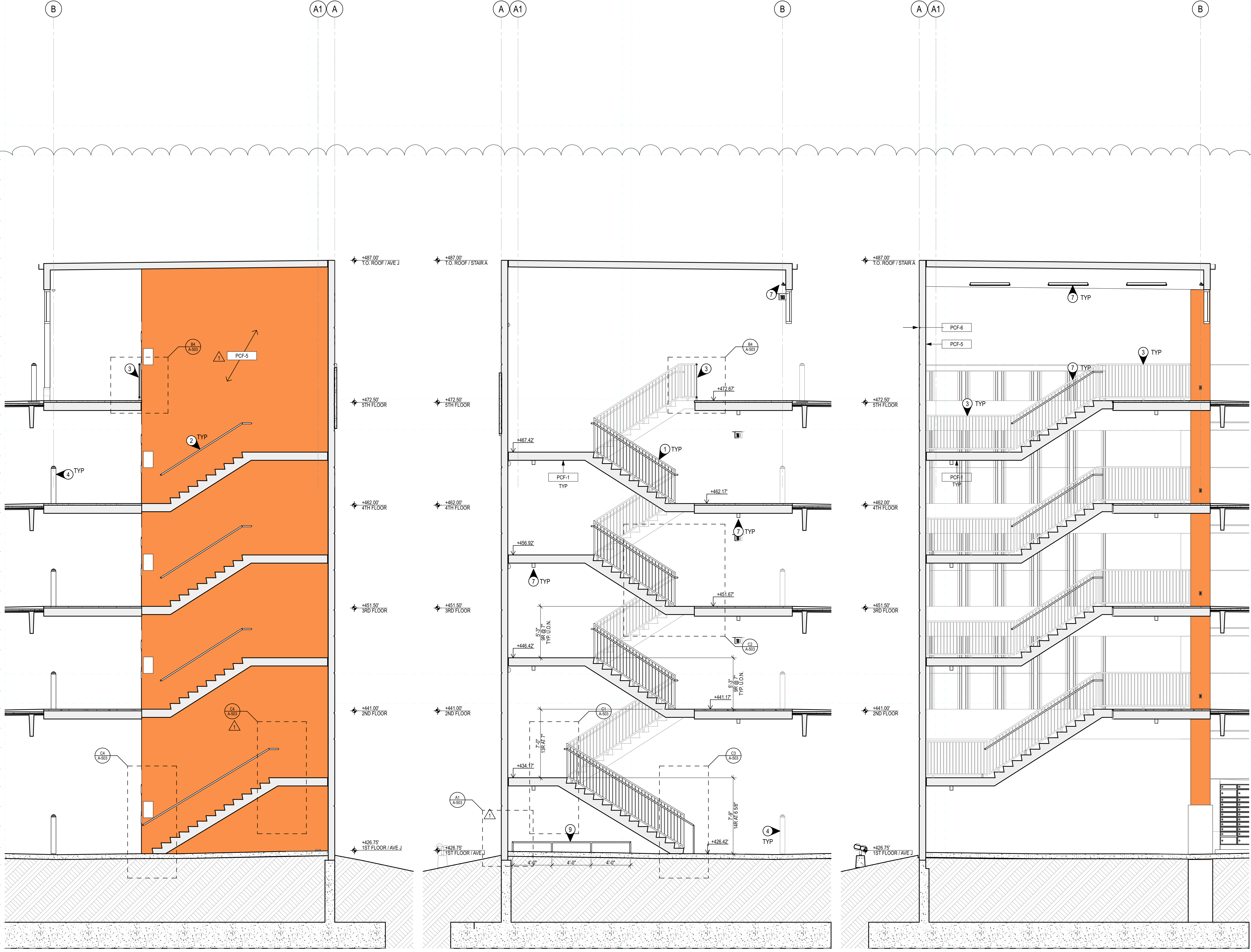
FD FLOOR DRAIN

FDV FIRE DEPARTMENT VALVE

REFER TO ELECTRICAL FOR THE FOLLOWING:

S1 WET LISTED BIDIRECTIONAL LIGHT FIXTURE

S2 WET LISTED DOWN LIGHT FIXTURE



**A1** STAIR A - SOUTH FLIGHT - SECTION LOOKING SOUTH  
SCALE: 1/4" = 1'-0"  
RE: A2/A-404 FOR TYP NOTES & DIMENSIONS  
SS-06

**A2** STAIR A - SOUTH FLIGHT - SECTION LOOKING NORTH  
SCALE: 1/4" = 1'-0"  
RE: A2/A-404 FOR TYP NOTES & DIMENSIONS  
SS-05

**A4** STAIR A - NORTH FLIGHT - SECTION LOOKING NORTH  
SCALE: 1/4" = 1'-0"  
RE: A2/A-404 FOR TYP NOTES & DIMENSIONS  
SS-01

SHSU AVE I PARKING STRUCTURE  
1698 AVENUE I  
HUNTSVILLE, TX 77340

REV	DATE	DESCRIPTION
2	28 JULY 2021	PRECAST STAIR COORDINATION
1	22 JAN 2021	BPS ADDENDUM #3
0	21 DEC 2020	INITIAL ISSUE (PKG THREE)

EA PROJECT NUMBER: 20028  
PROJECT # 759-20-06066  
BUILDING #382



21 DECEMBER 2020

ENLARGED STAIR  
SECTIONS  
**A-404**



**ENLARGED STAIR NOTES**

**KEYED NOTES**

- 1 GUARDRAIL WITH HANDRAIL
- 2 HANDRAIL ATTACHED TO PC WALL
- 3 GUARDRAIL
- 4 REINF GALV STEEL BOLLARD - PTD
- 5 PRECAST CONC ROOF PANEL WITH PCF-2 EDGES AND PCF-5 UNDERSIDE AND TOP OF ROOF
- 6 LANDING SUPPORTED BY RECESSED ANGLE AT WALL WELDED TO RECESSED PLATE UNDER LANDING
- 7 SCHED LIGHT FIXTURE, RE: ELECTRICAL
- 8 SECURITY CAMERA, RE: SECURITY DRAWINGS
- 9 CANE DETECTION RAIL BELOW STAIR
- 10 EMERGENCY CALL BOX
- 11 ELEVATOR CALL STATION
- 12 HORIZONTAL PRECAST ROOF PANELS ABOVE
- 13 PREFINISHED PERFORATED ALUMINUM PANELS SECURE TO BRACKET SYSTEM ANCHORED TO PRECAST CONCRETE STRUCTURE.

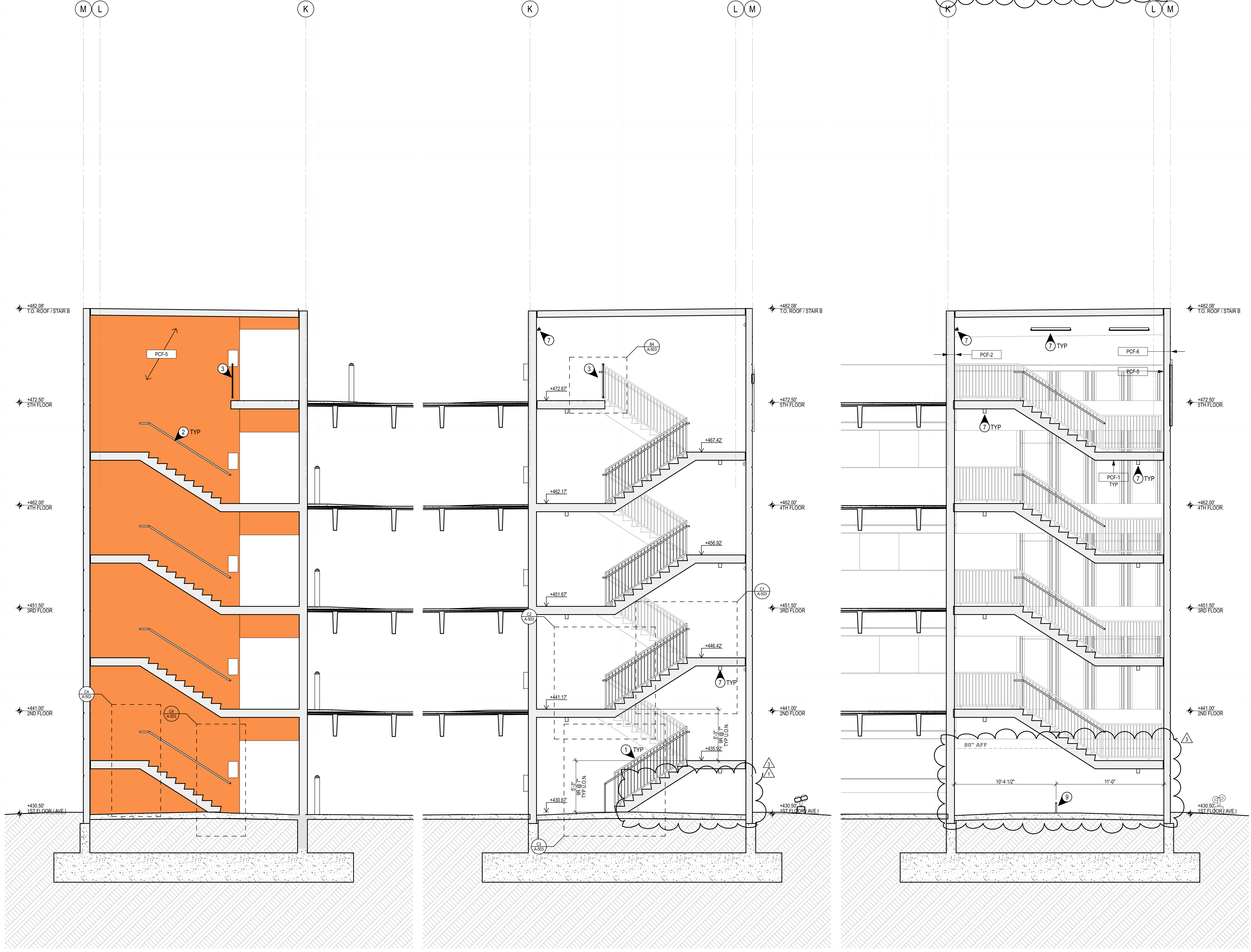
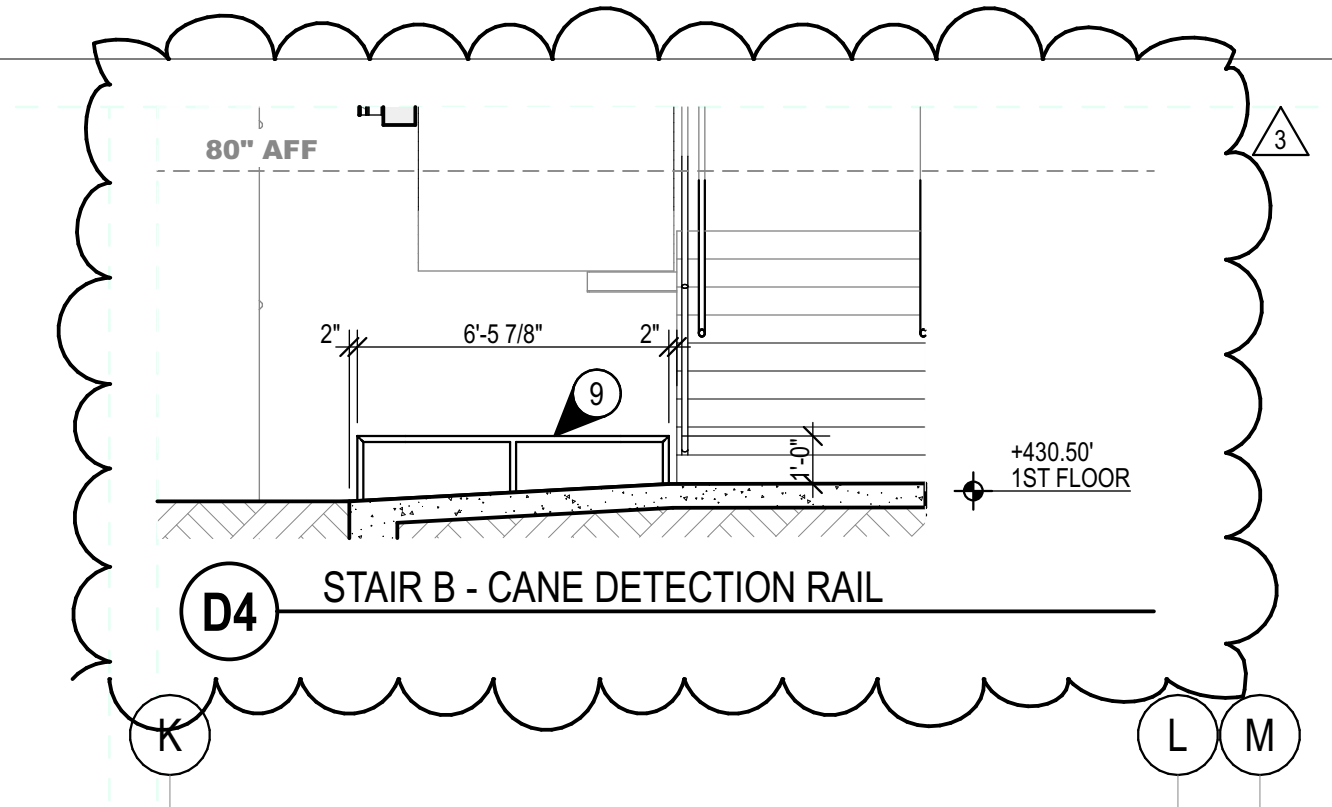
**GENERAL NOTES**

- A. DIMENSIONS ARE TO FACE OF FINISH UNLESS NOTED OTHERWISE
- B. ALL EXPOSED STEEL METAL FABRICATIONS, MISC STEEL, STAIR HANDRAIL, GUARDRAILS AND ACCESSORIES - UNPAINTED, GALVANIZED FINISH - TYP EXCEPT FOR SAFETY BOLLARDS AND WALL-MOUNTED PIPE PROTECTION PLATES - PAINT OSHA YELLOW - TYP

**LEGEND**

- PRECAST CONCRETE
- CONCRETE MASONRY UNIT (CMU)
- PCF-5  
PRECAST CONCRETE FINISH  
RE: SHEET A-200 LEGEND

- REFER TO LIFE SAFETY FOR THE FOLLOWING:
- FEC FIRE EXTINGUISHER CABINET
- REFER TO PLUMBING FOR THE FOLLOWING:
- FD FLOOR DRAIN
  - FDV FIRE DEPARTMENT VALVE
- REFER TO ELECTRICAL FOR THE FOLLOWING:
- S1 WET LISTED BIDIRECTIONAL LIGHT FIXTURE
  - S2 WET LISTED DOWN LIGHT FIXTURE




**A1** STAIR B - NORTH FLIGHT - SECTION LOOKING SOUTH SCALE: 1/4" = 1'-0" RE: A2/A-405 FOR TYP NOTES & DIMENSIONS SS-02

**A2** STAIR B - SOUTH FLIGHT - SECTION LOOKING NORTH SCALE: 1/4" = 1'-0" SS-04

**A4** STAIR B - NORTH FLIGHT - SECTION LOOKING NORTH SCALE: 1/4" = 1'-0" RE: A2/A-405 FOR TYP NOTES & DIMENSIONS SS-03

SHSU AVE I PARKING STRUCTURE  
1698 AVENUE I  
HUNTSVILLE, TX 77340

REV	DATE	DESCRIPTION
3	17 FEB 2022	MISC STEEL REVISION
2	28 JULY 2021	PRECAST STAIR COORDINATION
1	22 JAN 2021	BPS ADDENDUM #3
0	21 DEC 2020	INITIAL ISSUE (PKG THREE)



EA PROJECT NUMBER: 20028  
PROJECT # 759-20-0606  
BUILDING #382

**ENLARGED STAIR SECTIONS**  
**A-405**





**ENLARGED STAIR NOTES**

**KEYED NOTES**

- 1 GUARDRAIL WITH HANDRAIL
- 2 HANDRAIL ATTACHED TO PC WALL
- 3 GUARDRAIL
- 4 REINF GALV STEEL BOLLARD - PTD
- 5 PRECAST CONC ROOF PANEL WITH PCF-2 EDGES AND PCF-5 UNDERSIDE AND TOP OF ROOF
- 6 LANDING SUPPORTED BY RECESSED ANGLE AT WALL WELDED TO RECESSED PLATE UNDER LANDING
- 7 SCHED LIGHT FIXTURE, RE: ELECTRICAL
- 8 SECURITY CAMERA, RE: SECURITY DRAWINGS
- 9 CANE DETECTION RAIL BELOW STAIR
- 10 EMERGENCY CALL BOX
- 11 ELEVATOR CALL STATION
- 12 HORIZONTAL PRECAST ROOF PANELS ABOVE
- 13 PREFINISHED PERFORATED ALUMINUM PANELS SECURE TO BRACKET SYSTEM ANCHORED TO PRECAST CONCRETE STRUCTURE.

**GENERAL NOTES**

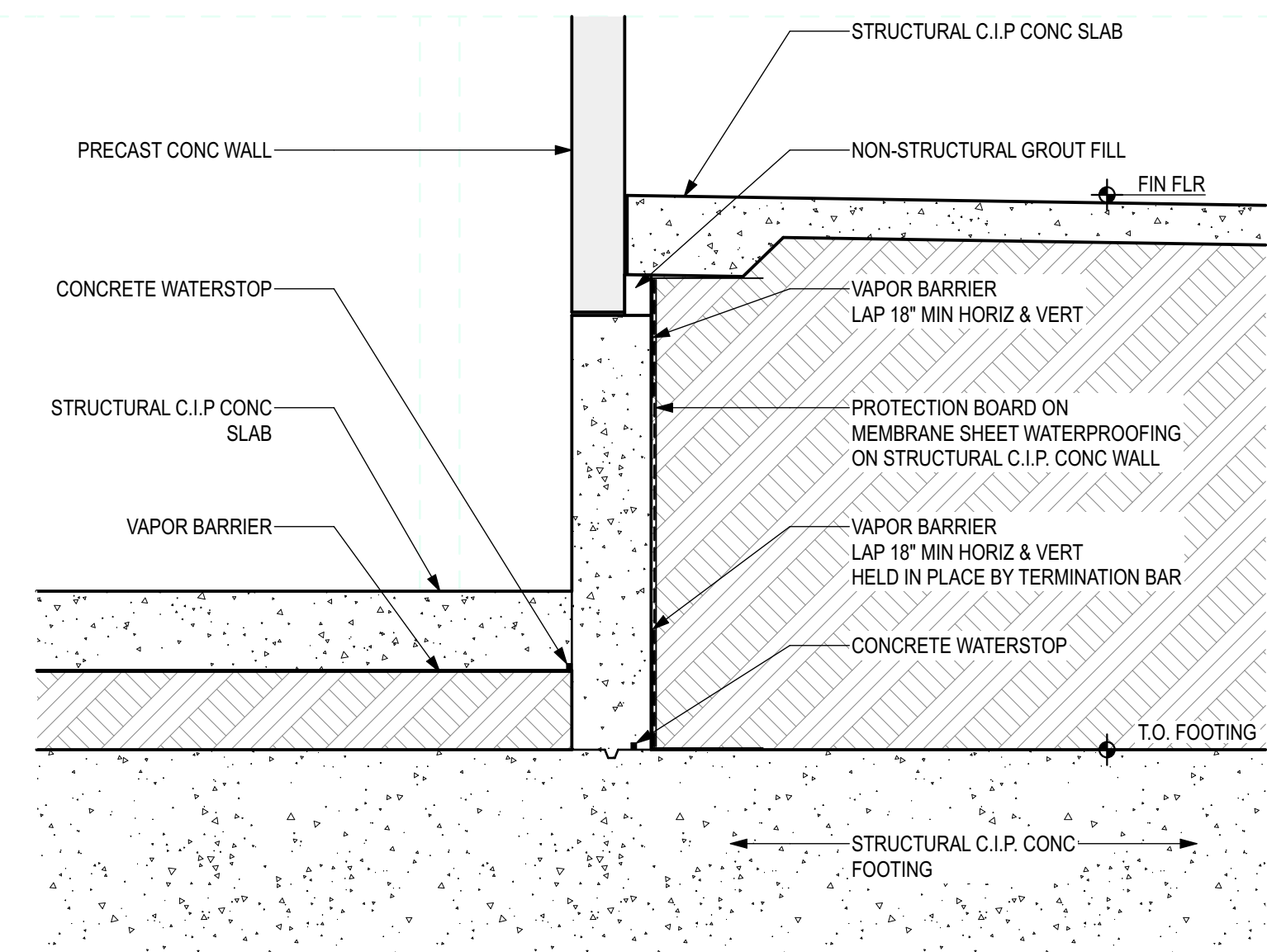
- A. DIMENSIONS ARE TO FACE OF FINISH UNLESS NOTED OTHERWISE
- B. ALL EXPOSED STEEL METAL FABRICATIONS, MISC STEEL, STAIR HANDRAIL, GUARDRAILS AND ACCESSORIES - UNPAINTED, GALVANIZED FINISH - TYP EXCEPT FOR SAFETY BOLLARDS AND WALL MOUNTED PIPE PROTECTION PLATES - PAINT OSHA YELLOW - TYP

**LEGEND**

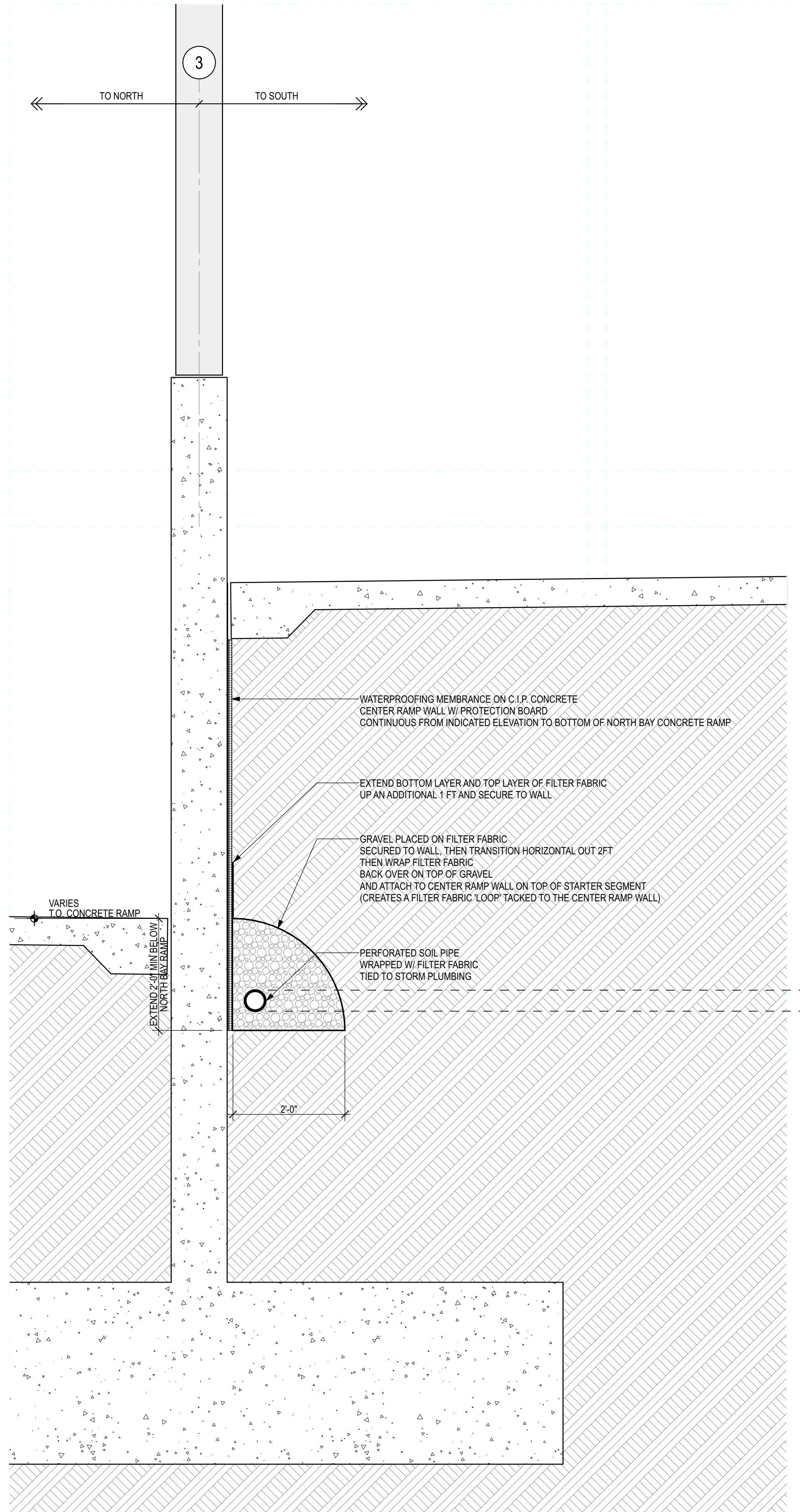
- PRECAST CONCRETE
- CONCRETE MASONRY UNIT (CMU)
- PCF-5
- PRECAST CONCRETE FINISH RE: SHEET A-200 LEGEND

REFER TO LIFE SAFETY FOR THE FOLLOWING:

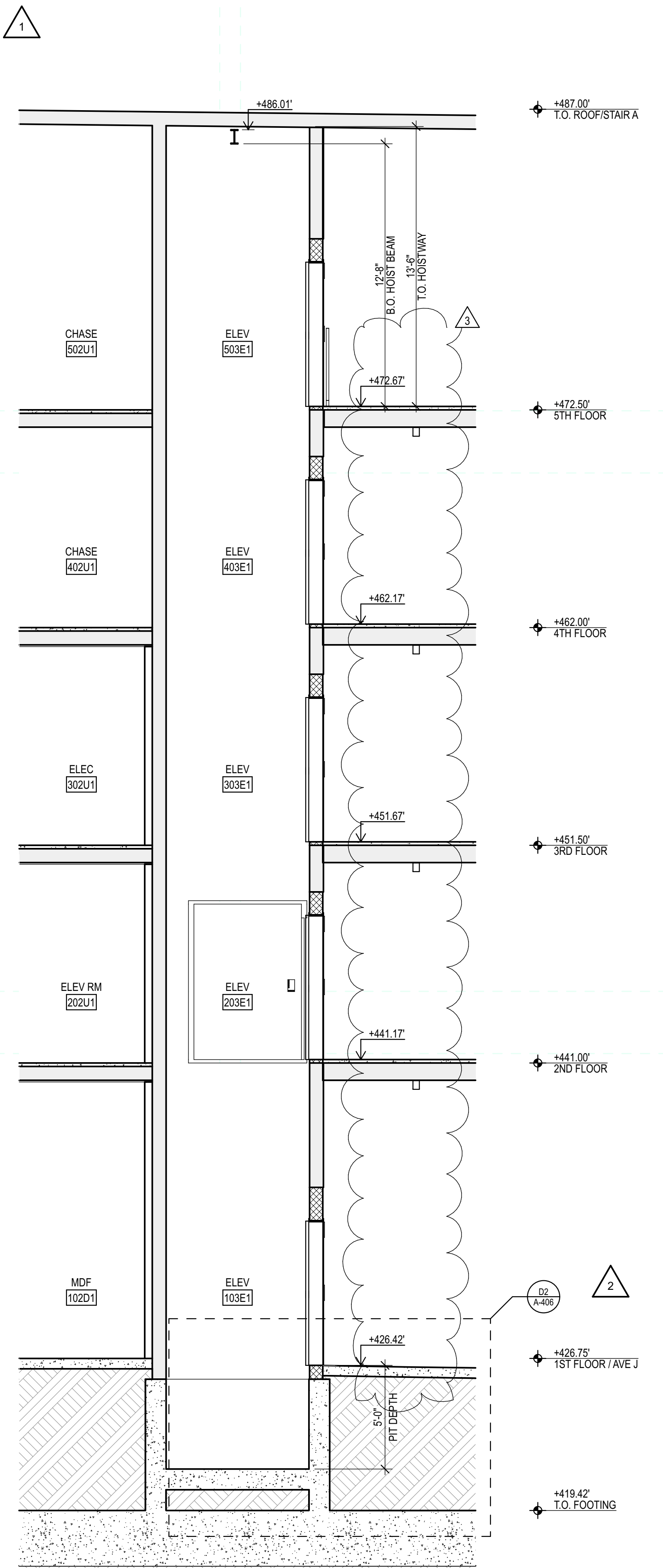
- FEC FIRE EXTINGUISHER CABINET
- REFER TO PLUMBING FOR THE FOLLOWING:
- FD FLOOR DRAIN
- FDV FIRE DEPARTMENT VALVE
- REFER TO ELECTRICAL FOR THE FOLLOWING:
- S1 WET LISTED BIDIRECTIONAL LIGHT FIXTURE
- S2 WET LISTED DOWN LIGHT FIXTURE



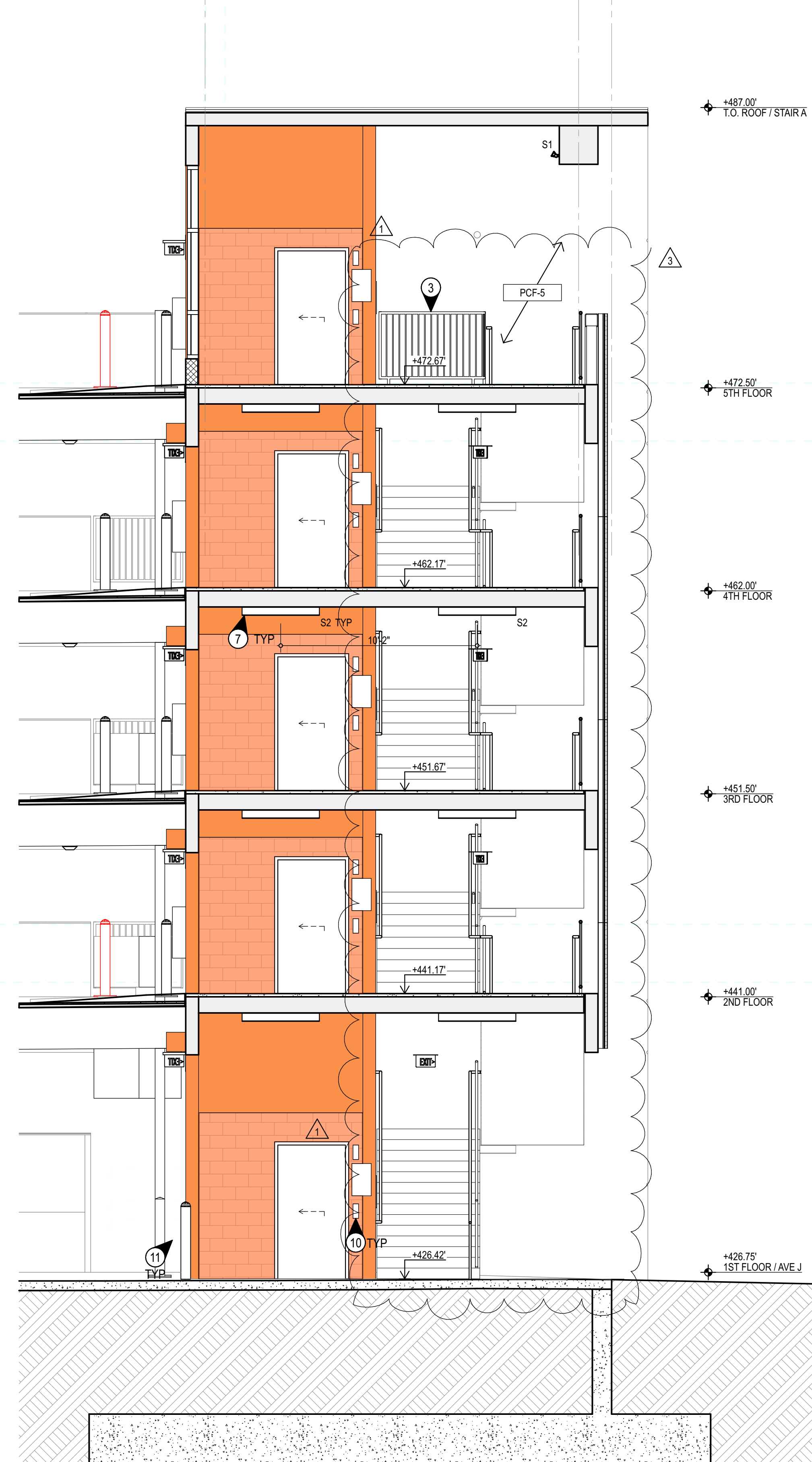
**D2 ELEVATOR PIT WATERPROOFING DETAIL**  
SCALE: 1/4" = 1'-0"  
TYP ALL FOUR SIDES OF PIT



**A1 WALL SECTION AT CENTER RAMP WALL**  
SCALE: 3/4" = 1'-0"



**A2 ELEVATOR SECTION**  
SCALE: 1/4" = 1'-0"



**A3 STAIR A ELEVATOR WALL ELEVATION**  
SCALE: 1/4" = 1'-0"

SHSU AVE I PARKING STRUCTURE  
1698 AVENUE I  
HUNTSVILLE, TX 77340

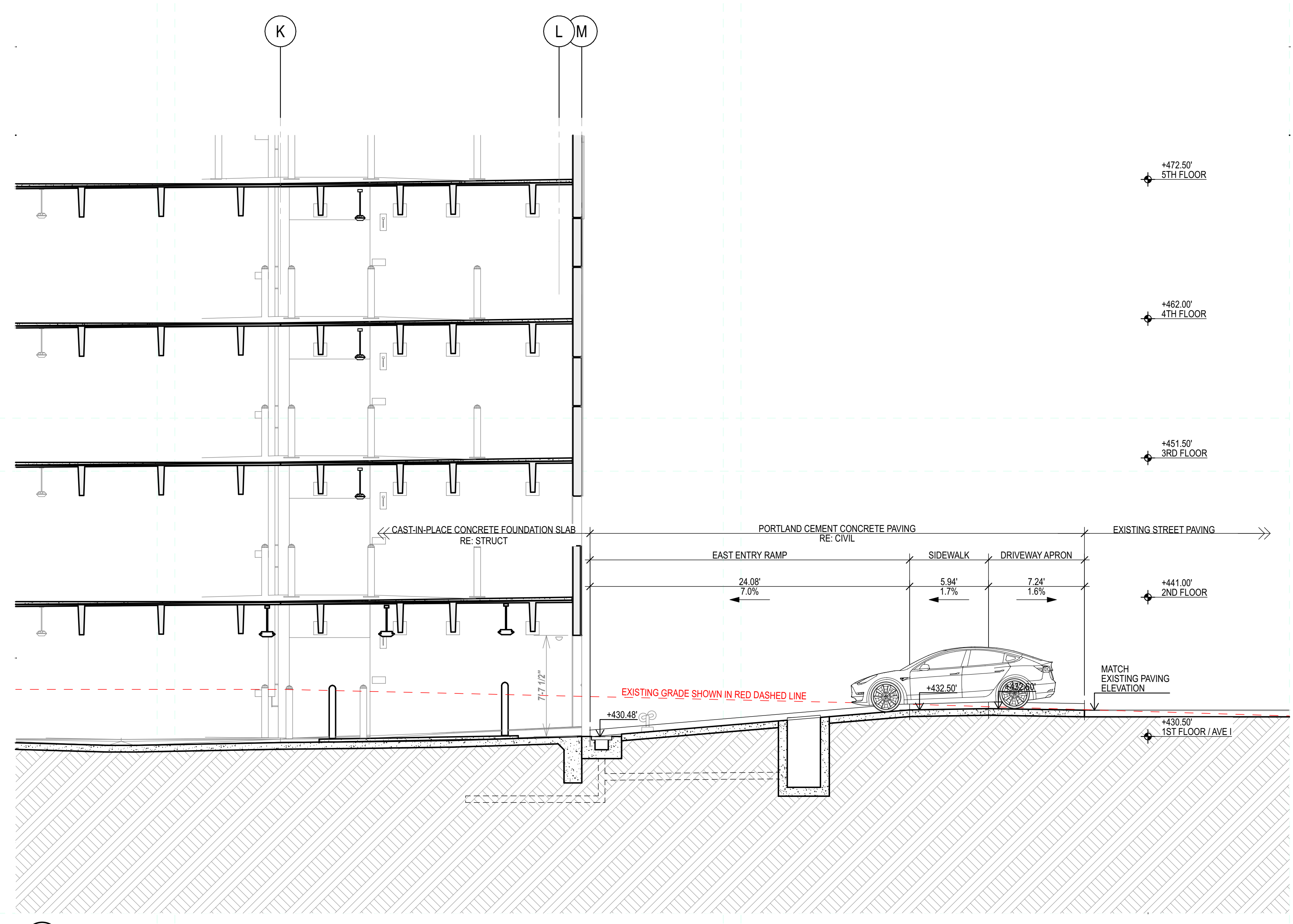
REV	DATE	DESCRIPTION
3	28 JULY 2021	PRECAST STAIR COORDINATION
2	29 JAN 2021	BPS ADDENDUM #4
1	22 JAN 2021	BPS ADDENDUM #3
0	21 DEC 2020	INITIAL ISSUE (PKG THREE)

EA PROJECT NUMBER: 20028  
PROJECT # 759-20-06066  
BUILDING #382

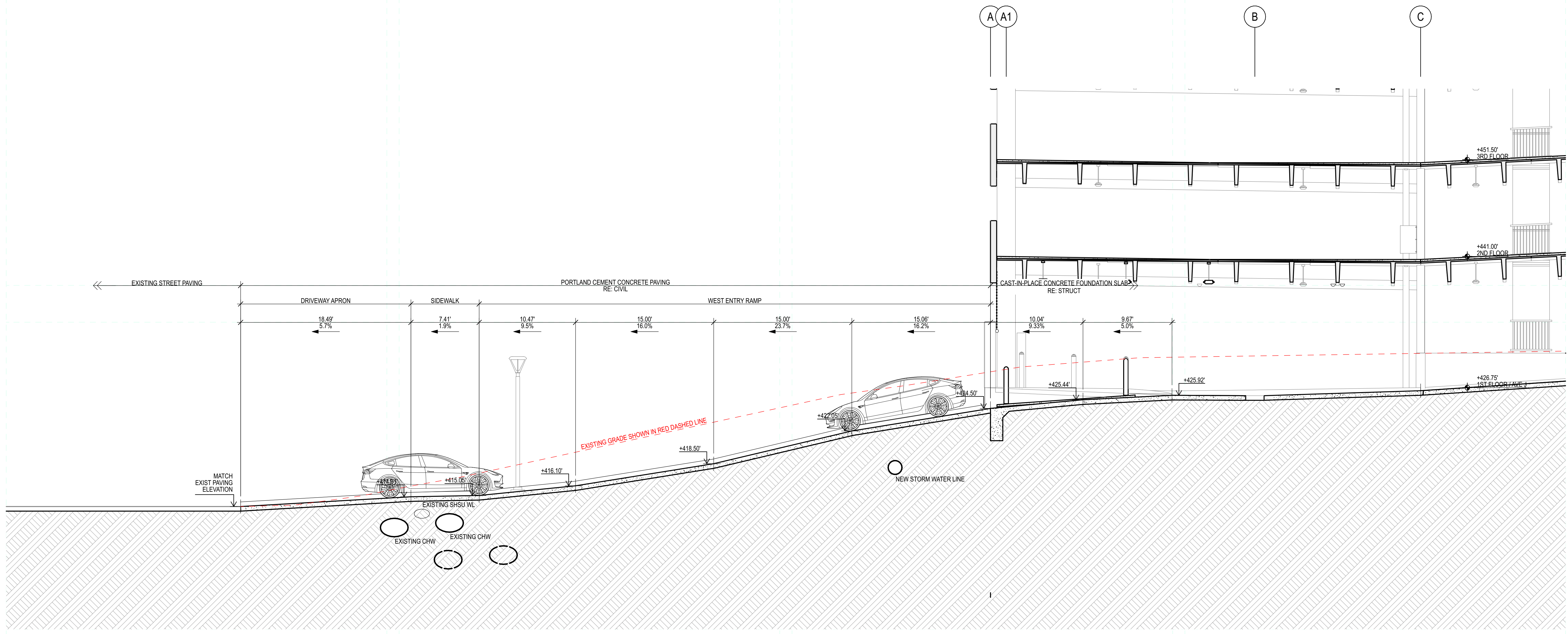


21 DECEMBER 2020

ENLARGED ELEVATOR SECTIONS  
**A-406**




**C2** ENLARGED SECTION AT EAST ENTRY RAMP  
 SCALE: 3/16" = 1'-0"



**A1** ENLARGED SECTION AT WEST ENTRY RAMP  
 SCALE: 3/16" = 1'-0"

SHSU AVE I PARKING STRUCTURE  
 1698 AVENUE I  
 HUNTSVILLE, TX 77340

REV	DATE	DESCRIPTION
EA PROJECT NUMBER	20028	
PROJECT #	759-20-06066	
BUILDING #	8382	






ENLARGED SECTIONS AT  
 GARAGE ENTRY  
 DRIVEWAYS  
**A-407**

**DRAWING NOTES**

**KEYED NOTES**

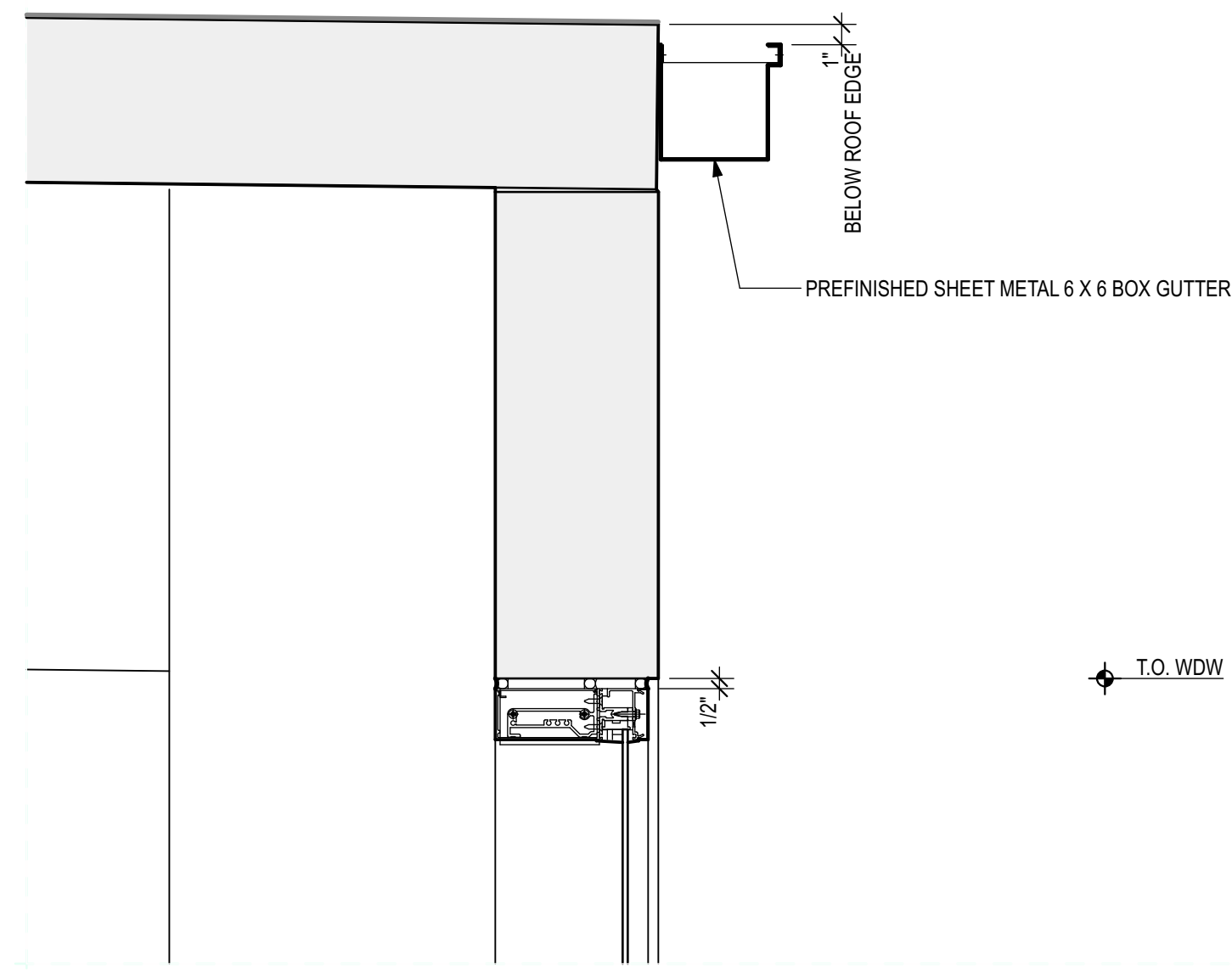
- 1 6" x 6" PREFINISHED SHEETMETAL BOX GUTTER
- 2 GLAZED ALUMINUM CURTAINWALL
- 3 CMU PONYWALL
- 4 REINF GALV STEEL BOLLARD
- 5 OPEN TO BEYOND - PROTECT W/ PEDESTRIAN BARRIER RAILING - TYP
- 6 LINE OF RAMP BEYOND IN SOUTH BAY OF GARAGE

**LEGEND**

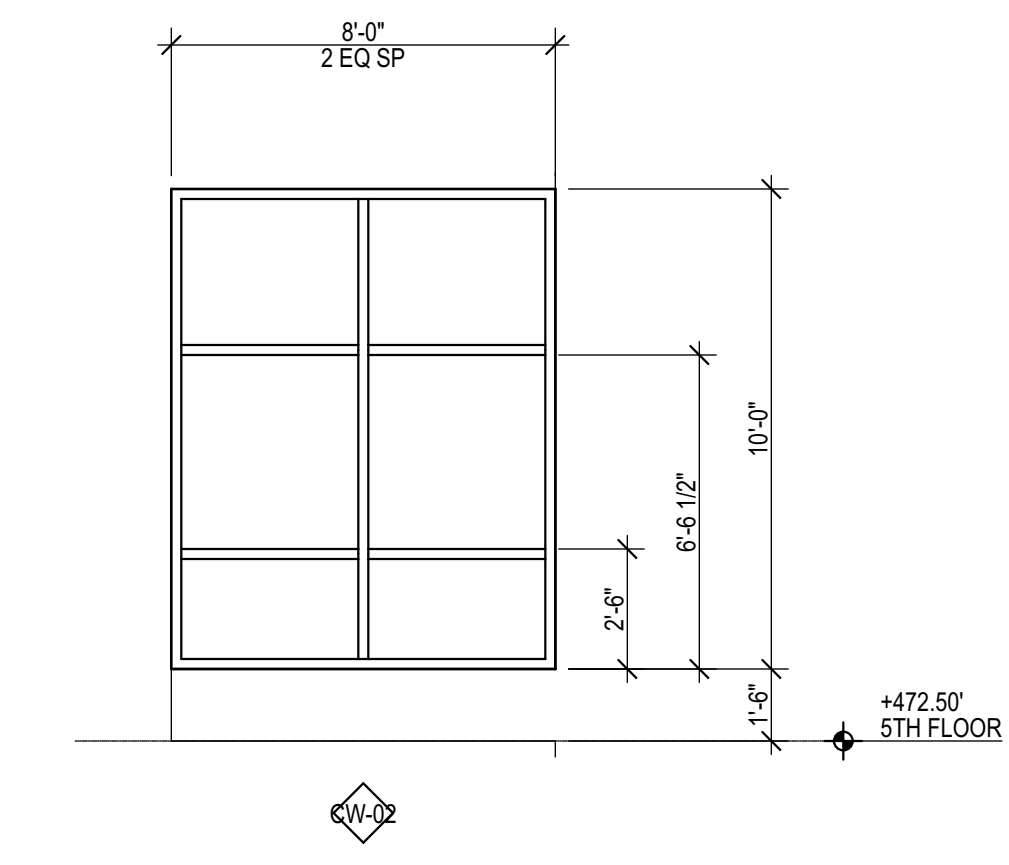
-  PRECAST CONCRETE
-  CAST-IN-PLACE CONCRETE / TOPPING SLAB
-  CONCRETE MASONRY UNIT (CMU)

**VAUGHN**  
CONSTRUCTION

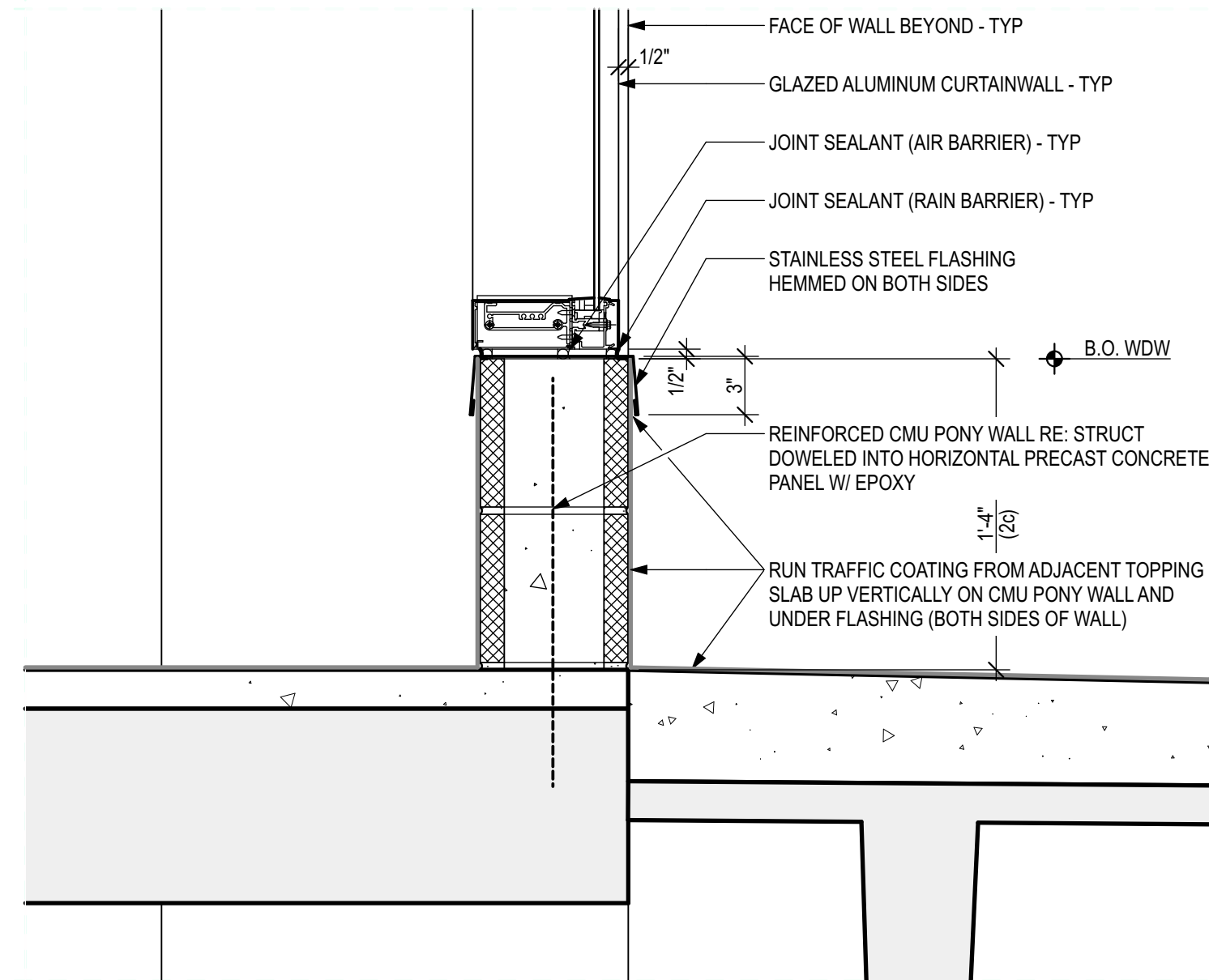
10355 WESTPARK DRIVE  
 HOUSTON, TEXAS 77042-5342  
 TEL: (713) 243-8300  
 FAX: (713) 243-8350  
 www.vaughnconstruction.com



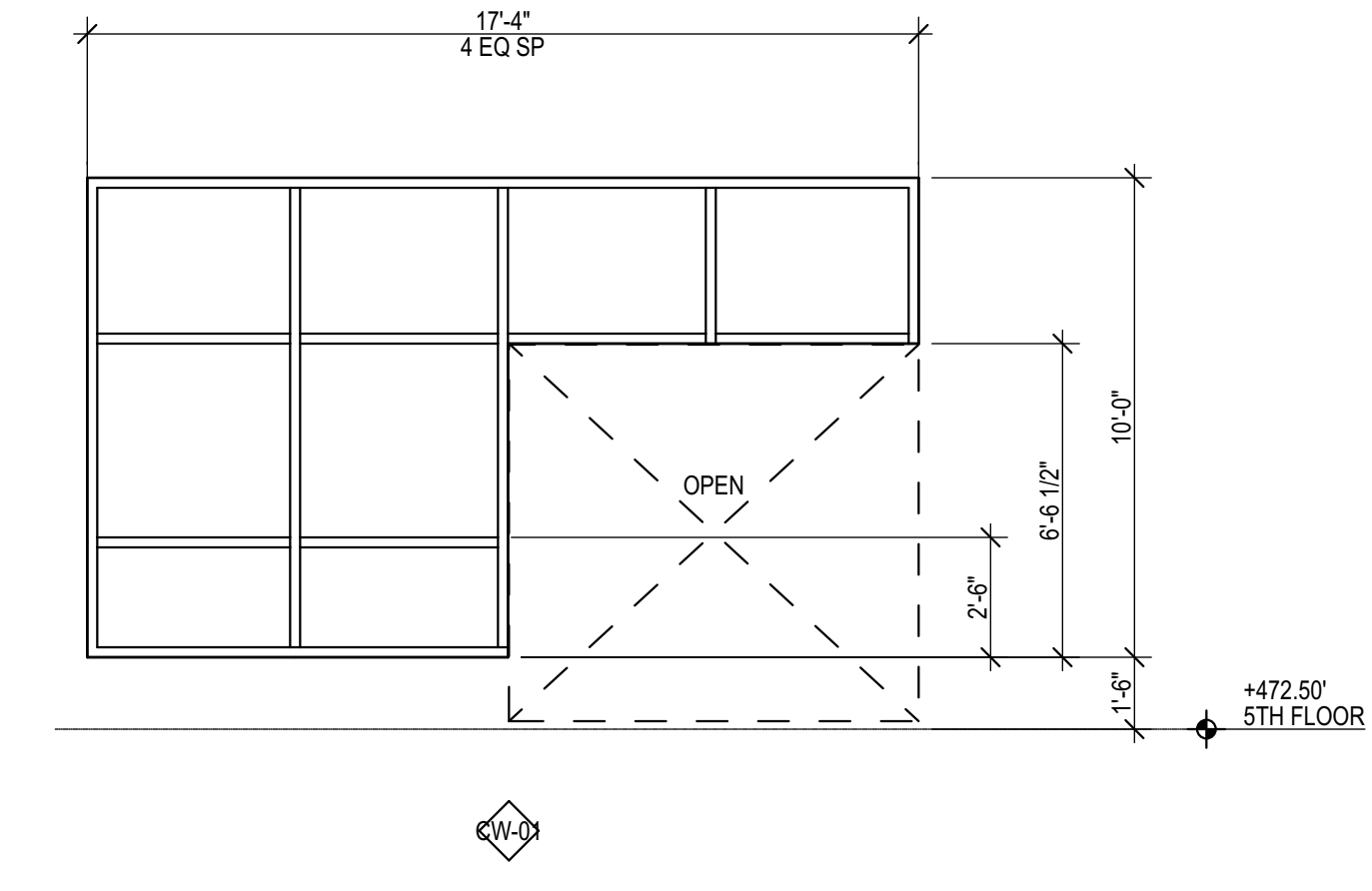
**D3** CURTAIN WALL SECTION  
 SCALE: 1/12" = 1'-0"  
 RE: C3/A-408 FOR TYP NOTES & DIMENSIONS



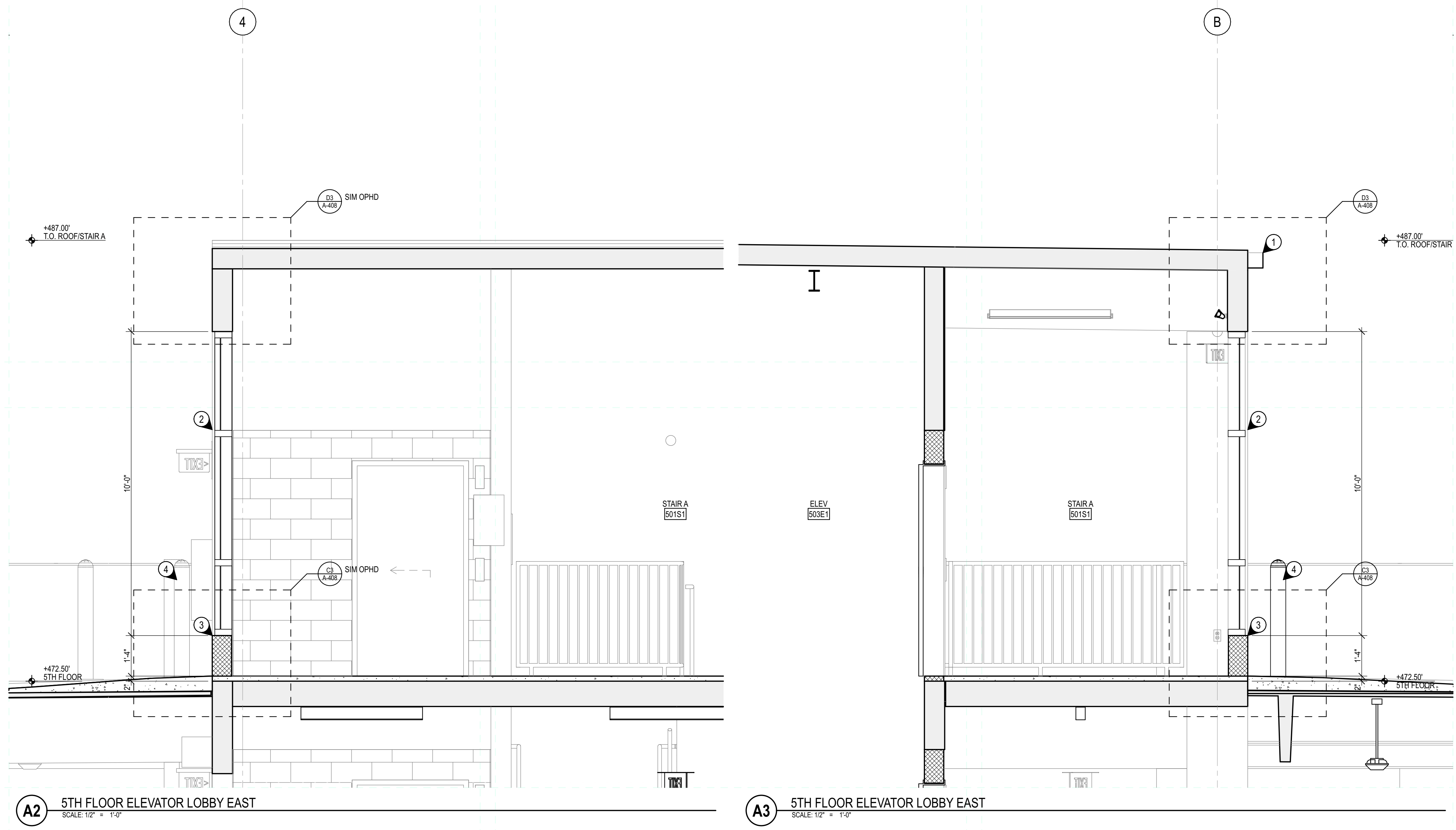
**D4** CURTAIN WALL 02  
 SCALE: 1/4" = 1'-0"



**C3** CURTAIN WALL SECTION  
 SCALE: 1/12" = 1'-0"



**C4** CURTAIN WALL 01  
 SCALE: 1/4" = 1'-0"



**A2** 5TH FLOOR ELEVATOR LOBBY EAST  
 SCALE: 1/2" = 1'-0"

**A3** 5TH FLOOR ELEVATOR LOBBY EAST  
 SCALE: 1/2" = 1'-0"

SHSU AVE I PARKING STRUCTURE  
 1698 AVENUE I  
 HUNTSVILLE, TX 77340

REV	DATE	DESCRIPTION
0	07 JAN 2022	ASI 06



07 JANUARY 2022  
 NEW SHEET

LEVEL 5 ELEVATOR ENCLOSURE  
**A-408**



**ENLARGED FLOOR PLAN NOTES**

**LEGEND**

- PRECAST CONCRETE
- CAST-IN-PLACE CONCRETE
- BRICK MASONRY
- CONCRETE MASONRY UNIT (CMU)
- EARTHWORK/SUBGRADE
- GRASS
- LANDSCAPE
- CONCRETE SIDEWALK PAVING
- CONCRETE VEHICULAR PAVING
- STABILIZED BACKFILL AREA FROM 2017 CHILLED WATER PROJECT

← PCF-# →  
PRECAST CONCRETE FINISH  
RE: A-201 BUILDING ELEVATIONS  
FOR FINISH LEGEND

REFER TO PLUMBING FOR THE FOLLOWING:

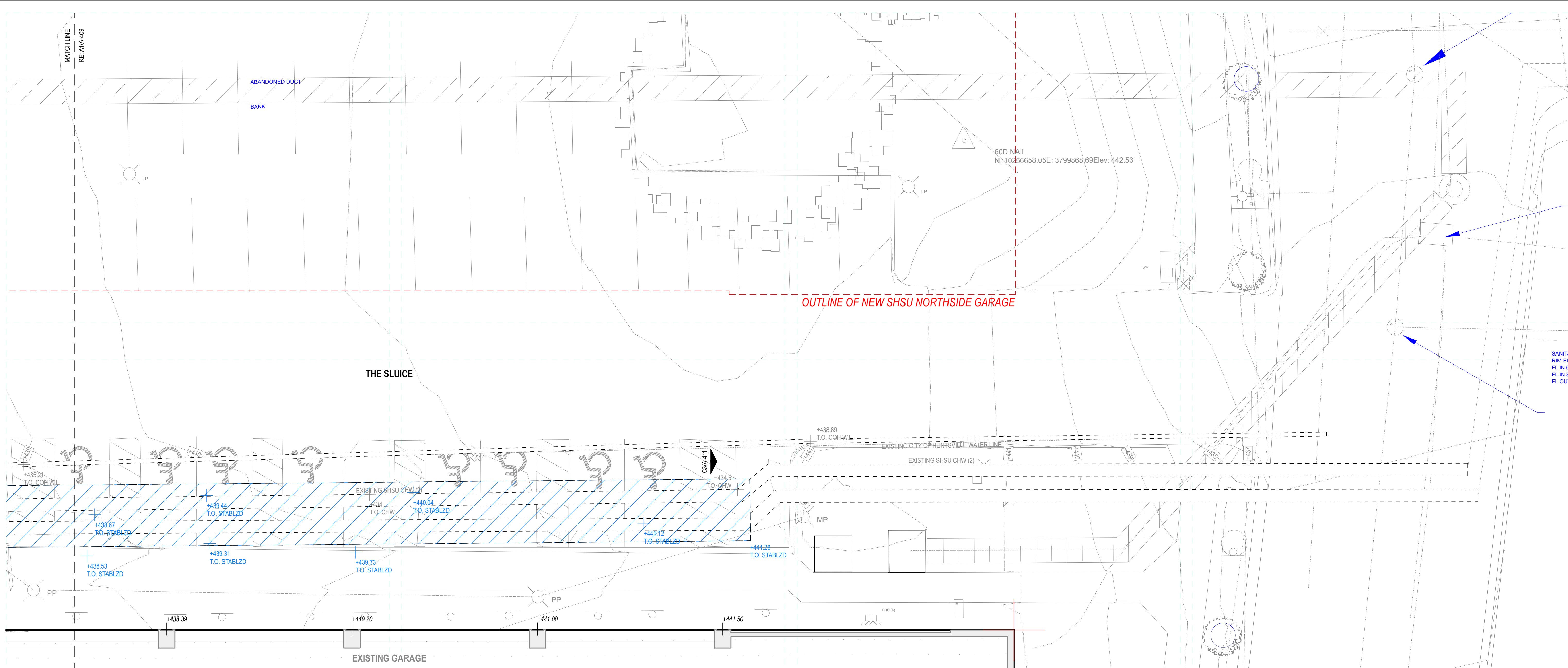
- FD FLOOR DRAIN
- FDV FIRE DEPARTMENT VALVE
- FDC FIRE DEPARTMENT CONNECTION
- AD AREA DRAIN
- ST STORM PIPING
- HB HOSE BIB
- WH WALL HYDRANT

REFER TO ELECTRICAL FOR THE FOLLOWING:

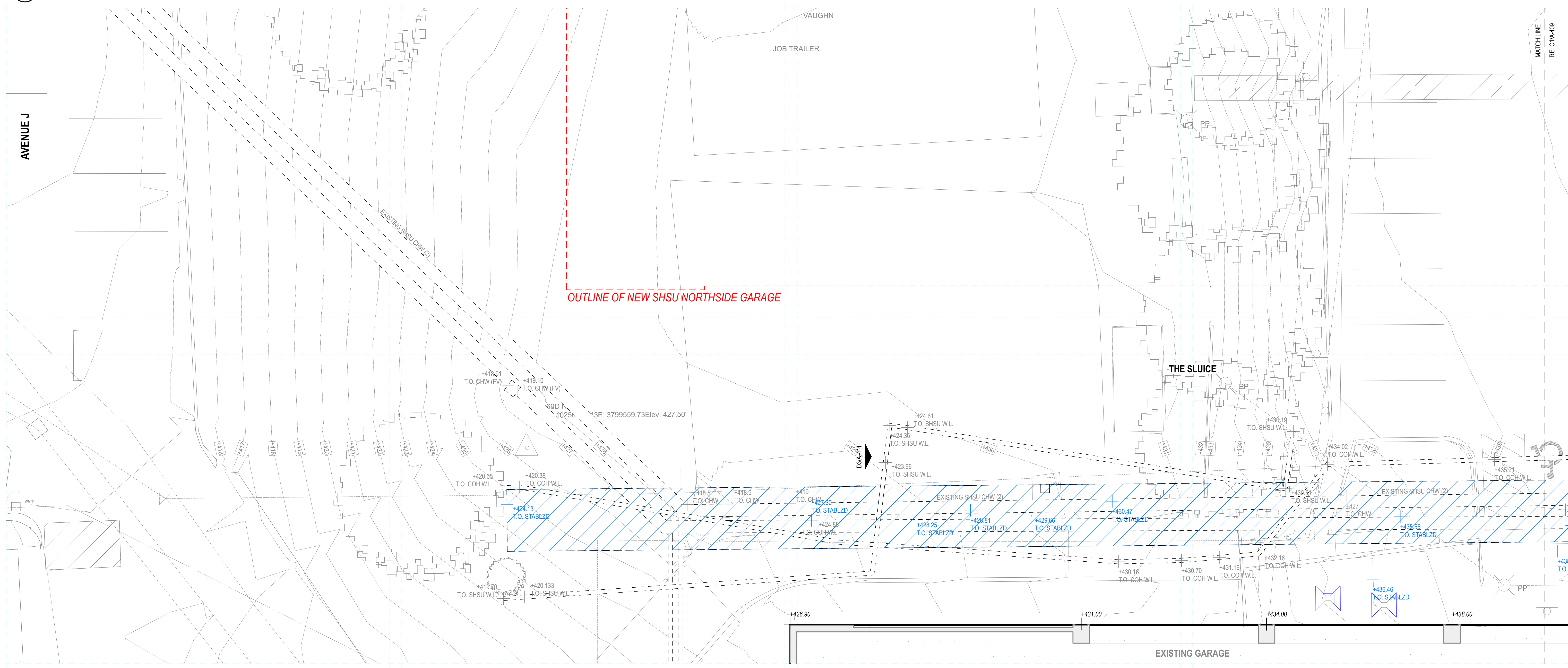
- P3/P4 POLE MOUNTED PEDESTRIAN LIGHT FIXTURE
- FL FLOOD LIGHT FIXTURE
- PB PULL BOX
- GR GROUND ROD
- GW GROUND WELL
- Ø OUTLET

REFER TO LANDSCAPE OR CIVIL FOR THE FOLLOWING:

- IC IRRIGATION CONTROL
- IN/JB INLET/JUNCTION BOX
- TD TRENCH DRAIN



**C1** PARTIAL ENLARGED PLAN AT SLUICE AREA - EAST  
SCALE 1/8" = 1'-0"




**A1** PARTIAL ENLARGED PLAN AT SLUICE AREA - EAST  
SCALE 1/8" = 1'-0"

**SHSU AVE I PARKING STRUCTURE**  
1698 AVENUE I  
HUNTSVILLE, TX 77340

REV	DATE	DESCRIPTION
0	11 MAR 2022	COORDINATION REVIEW SET

EA PROJECT NUMBER: 20028  
PROJECT # 759-20-06066  
BUILDING #382



11 MARCH 2022 NEW SHEET

**EXISTING ENLARGED  
COORDINATION PLAN AT  
SLUICE AREA  
A-409**



**ENLARGED FLOOR PLAN NOTES**

**LEGEND**

- PRECAST CONCRETE
- CAST-IN-PLACE CONCRETE
- BRICK MASONRY
- CONCRETE MASONRY UNIT (CMU)
- EARTHWORK/SUBGRADE
- GRASS
- LANDSCAPE
- CONCRETE SIDEWALK PAVING
- CONCRETE VEHICULAR PAVING
- STABILIZED BACKFILL AREA FROM 2017 CHILLED WATER PROJECT

← PCF-9 →  
PRECAST CONCRETE FINISH  
RE: A-201 BUILDING ELEVATIONS  
FOR FINISH LEGEND

**REFER TO PLUMBING FOR THE FOLLOWING:**

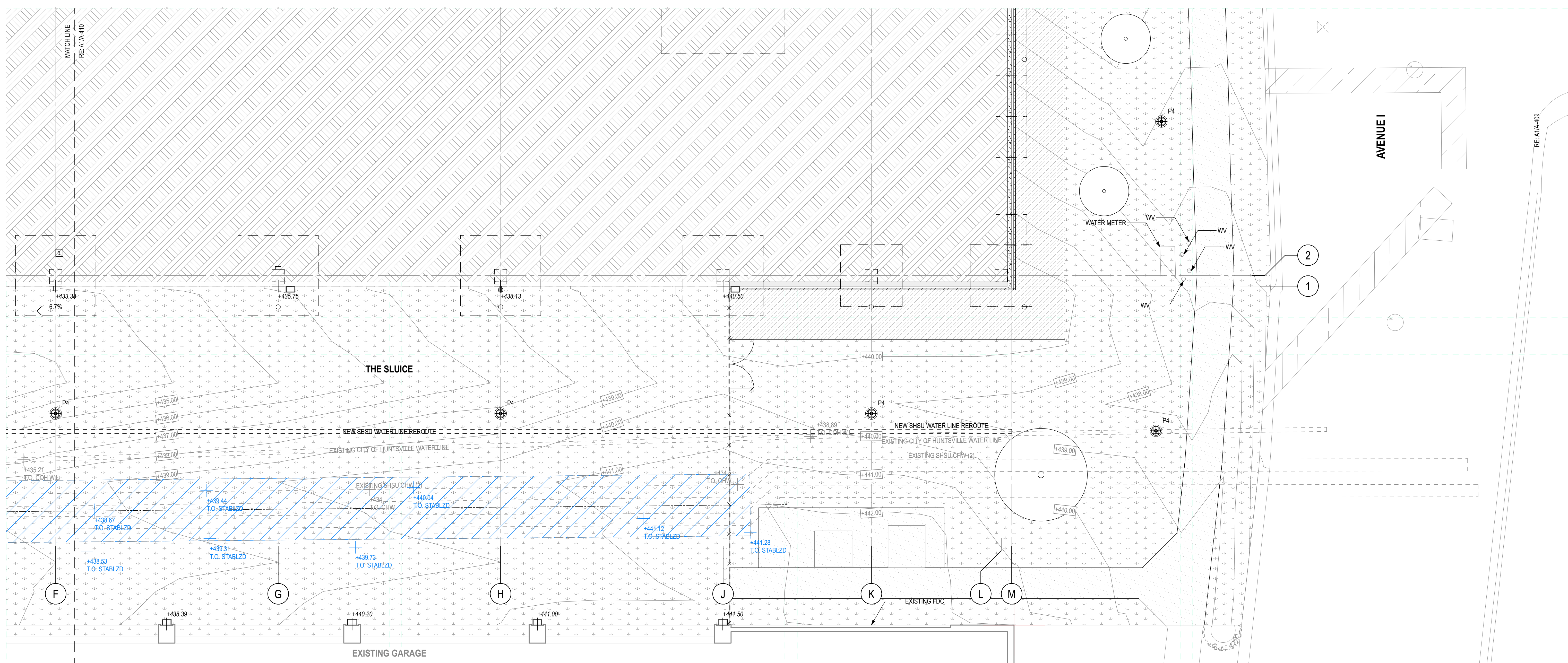
- FD FLOOR DRAIN
- FDV FIRE DEPARTMENT VALVE
- FDC FIRE DEPARTMENT CONNECTION
- AD AREA DRAIN
- ST STORM PIPING
- HB HOSE BIB
- WH WALL HYDRANT

**REFER TO ELECTRICAL FOR THE FOLLOWING:**

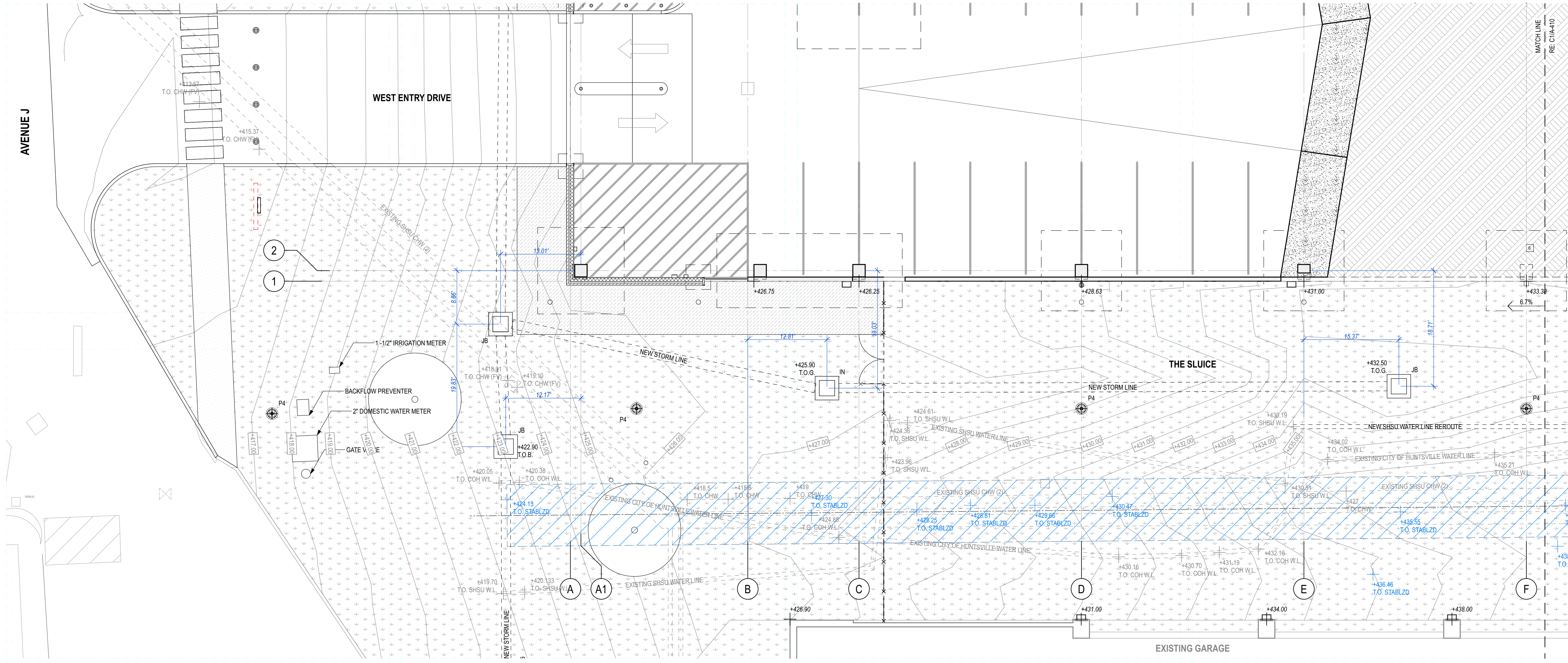
- P3/P4 POLE MOUNTED PEDESTRIAN LIGHT FIXTURE
- FL FLOOD LIGHT FIXTURE
- PB PULL BOX
- GR GROUND ROD
- GW GROUND WELL
- Ø OUTLET

**REFER TO LANDSCAPE OR CIVIL FOR THE FOLLOWING:**

- IC IRRIGATION CONTROL
- IN/JB INLET / JUNCTION BOX
- TD TRENCH DRAIN



**C1** PARTIAL ENLARGED PLAN AT SLUICE AREA - EAST  
SCALE 1/8" = 1'-0"



**A1** PARTIAL ENLARGED PLAN AT SLUICE AREA - WEST  
SCALE 1/8" = 1'-0"

**SHSU AVE I PARKING STRUCTURE**  
1698 AVENUE I  
HUNTSVILLE, TX 77340

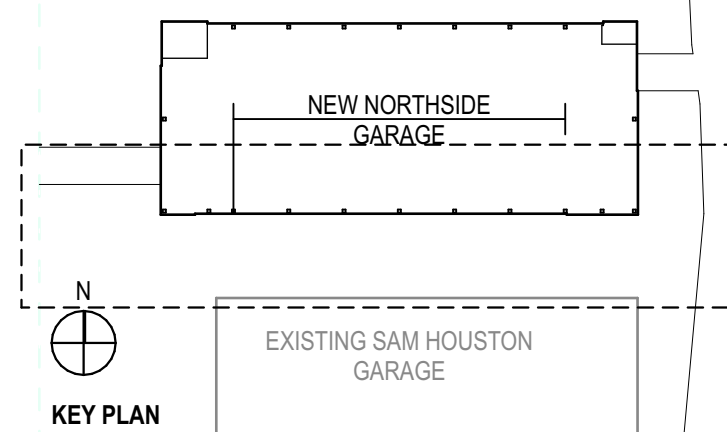
0 11 MAR 2022 COORDINATION REVIEW SET  
REV DATE DESCRIPTION

EA PROJECT NUMBER: 20028  
PROJECT # 759-20-0606  
BUILDING #382



11 MARCH 2022 NEW SHEET

**PROPOSED ENLARGED  
COORDINATION PLAN AT  
SLUICE AREA  
A-410**





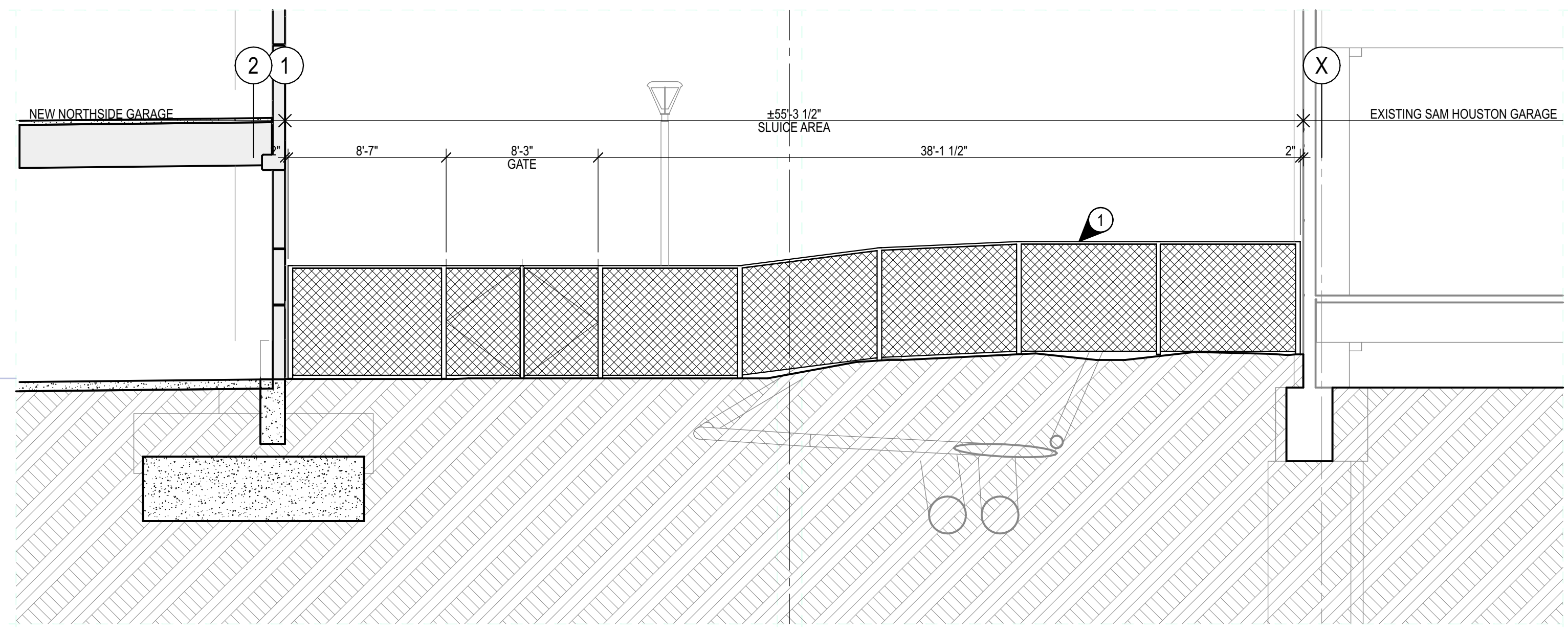
**FENCING NOTES**

**KEYED NOTES**

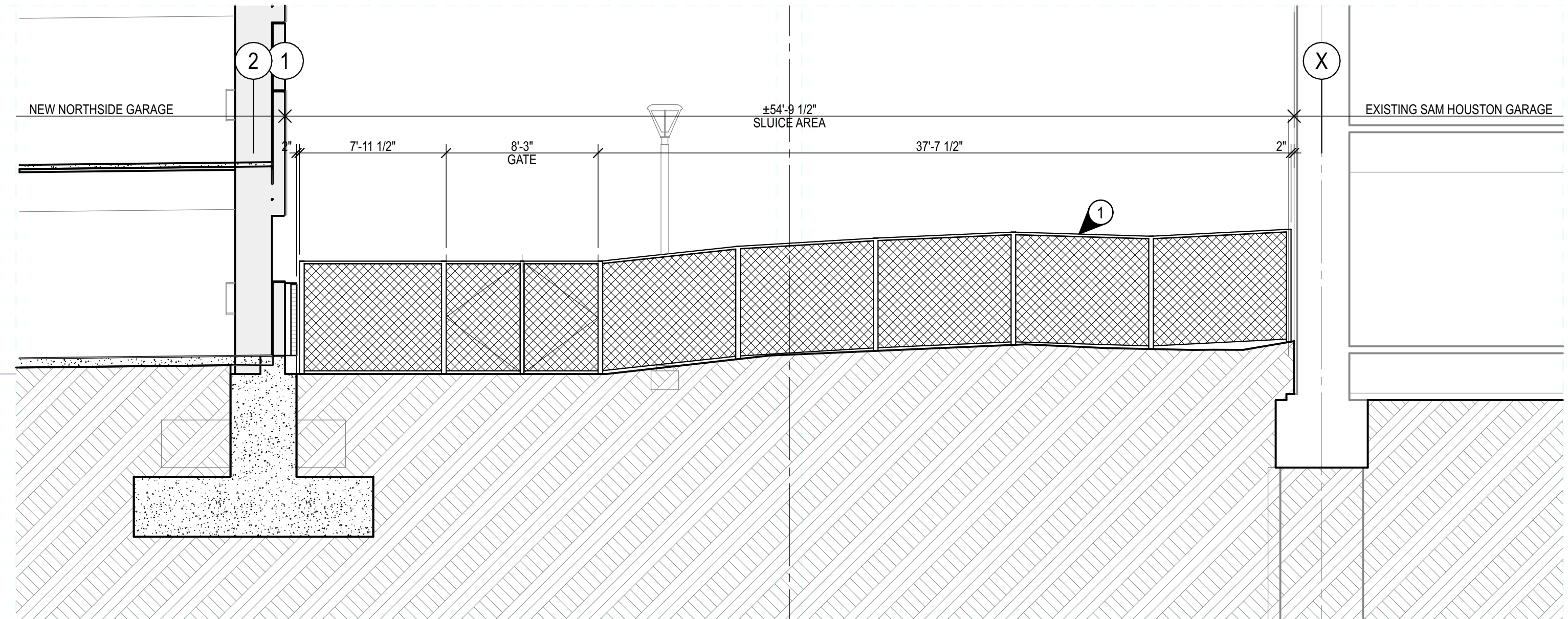
- 1 8FT TALL CHAIN LINK FENCING AND GATES TOP RAIL FOLLOWS CONTOUR OF GRADE NOMINAL 8FT SPACING OF LINE POSTS

**SIGNAGE NOTES**

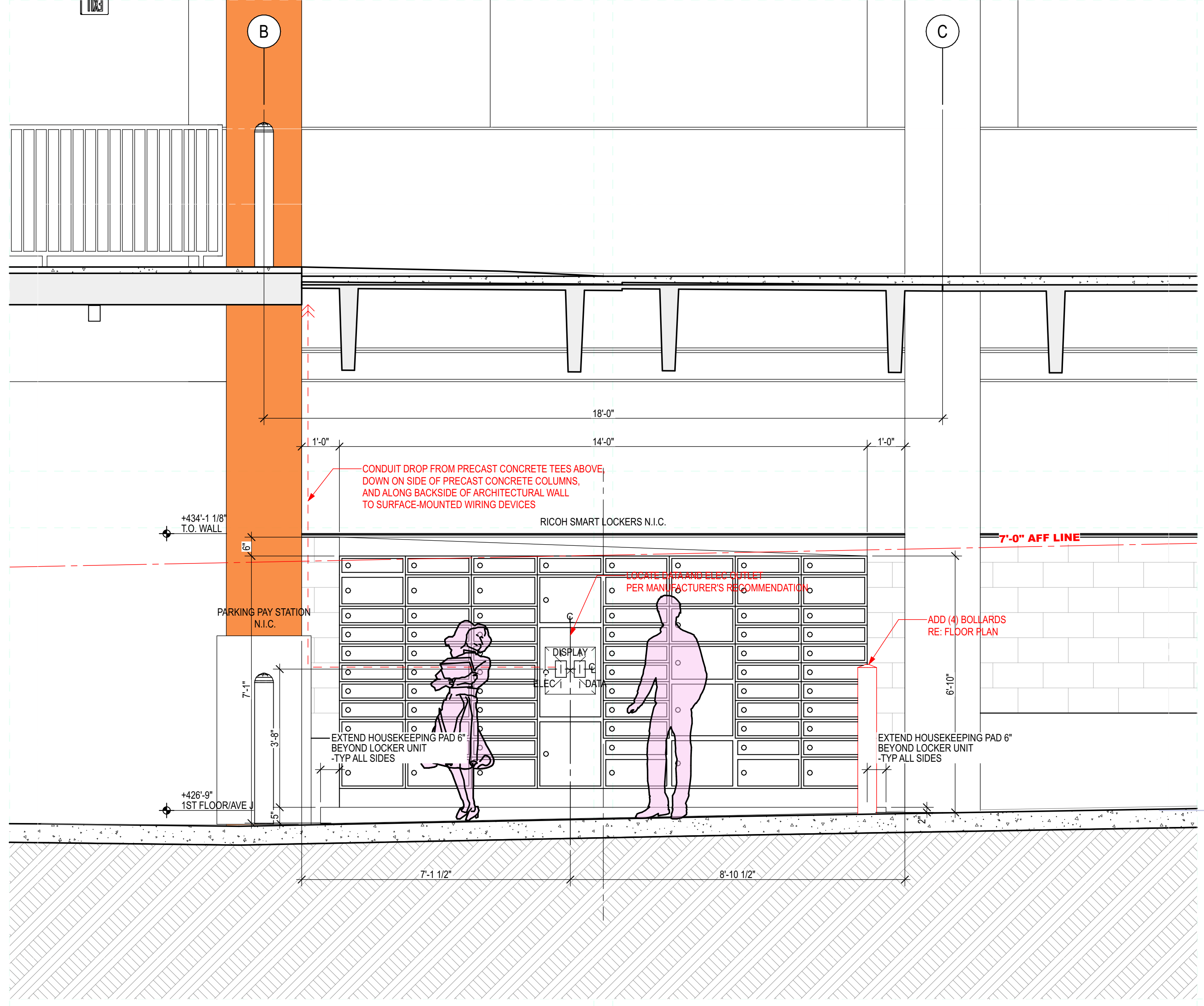
- 1 THESE SIGNS ENTIRELY REPLACES SIGN TYPE S110 AS SHOWN IN THE SHSU GARAGE SIGNAGE DRAWINGS- REV. 0 (PGF CITY 1 EA - 4 TWO-SIDED 11-SHAPED SIGN NEAR THE EAST ENTRY DRIVE/AVENUE I AND ONE-SIDED SIGN NEAR THE WEST ENTRY DRIVE/AVENUE J)
- 2 RE PROJECT COLORS AND FINISH SCHEDULE FOR COLOR REFERENCES AND LEGEND
- 3 RE FABRICATION NOTES 12, 13, 14, 13 AND 14 APPLY ON SHEET EG.01
- 4 1/8" THICK ALUMINUM ASSEMBLY AROUND INTERNAL FRAME STRUCTURE, P-4 (MATTHEWS STANDARD BLACK) PAINT
- 5 FABRICATED REVEALS P-6 (OBSIDIAN) PAINT
- 6 ALL COPY TEXT AND SYMBOLS LOGOS V-2 (WHITE) VINYL - TYP.
- 7 "R" LOT NUMBER FUTURA BOLD TYPESTYLE, 10 1/2" HIGH
- 8 "NORTHSIDE GARAGE" BUILDING NAME FUTURA CONDENSED BOLD TYPESTYLE, 5" HIGH
- 9 LINE BAND HORIZONTAL BAND ABOVE/BELOW PGS LED COUNTER 7/8" THICK
- 10 "AVAILABLE PARKING" FUTURA CONDENSED MEDIUM TYPESTYLE, 2" HIGH
- 11 "PERMIT REQUIRED" FUTURA CONDENSED MEDIUM TYPESTYLE, 4" HIGH
- 12 ACCESSIBLE SYMBOL AND 911 SYMBOL, 10 1/4" DIA
- 13 "SHSU EDU/PARKING" FUTURA CONDENSED MEDIUM TYPESTYLE, 2" HIGH
- 14 INDECT AK 4 DIGIT 268MM DIGIT DISPLAY. COORDINATE ELECTRICAL AND DATA REQUIREMENTS
- 15 CONCRETE SIGN BASE



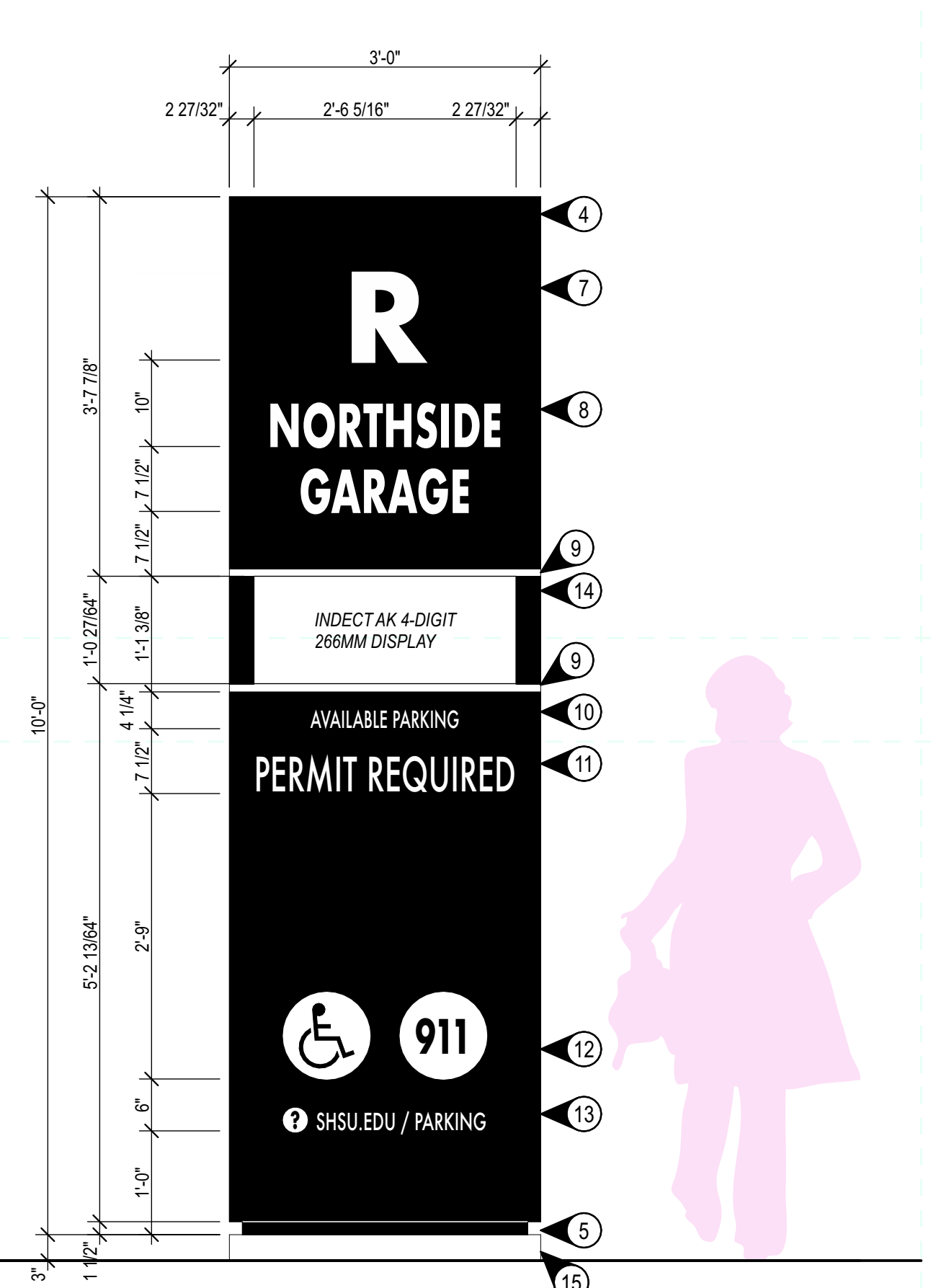
**D3 FENCE 'A' ELEVATION**  
 SCALE: 3/16" = 1'-0"



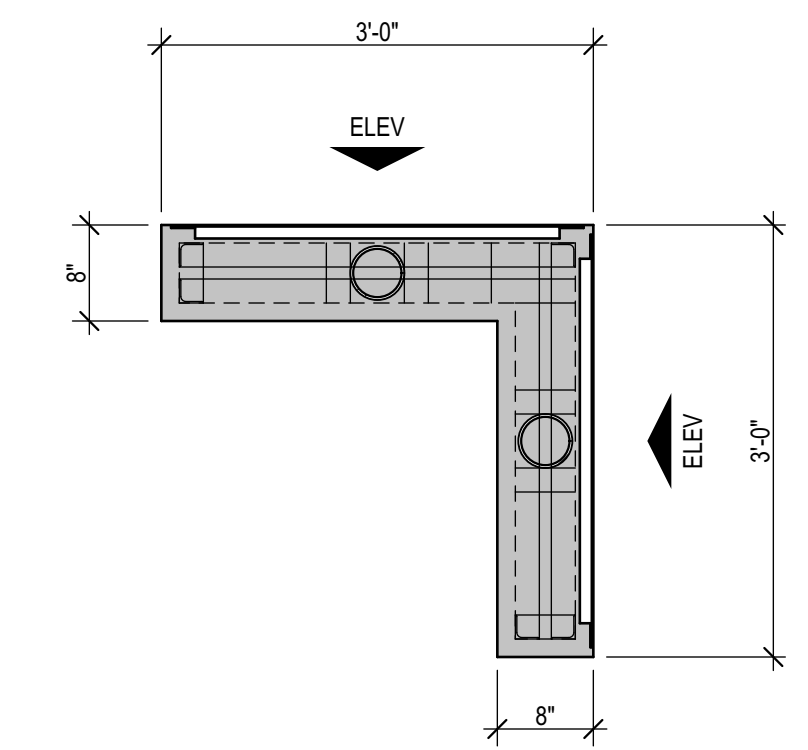
**C3 FENCE 'B' ELEVATION**  
 SCALE: 3/16" = 1'-0"



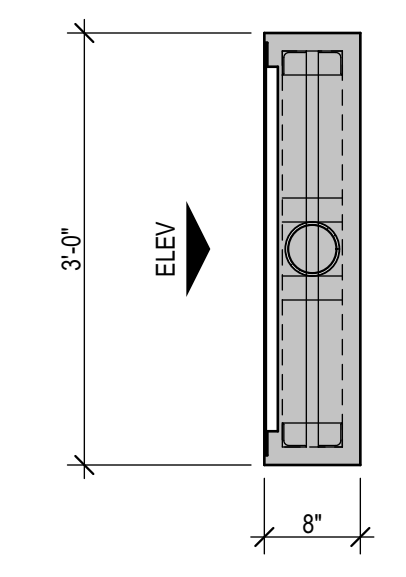
**A1 RICOH LOCKER ELEVATION**  
 SCALE: 1/2" = 1'-0"



**C ELEVATION**  
 SCALE: 3/4" = 1'-0"

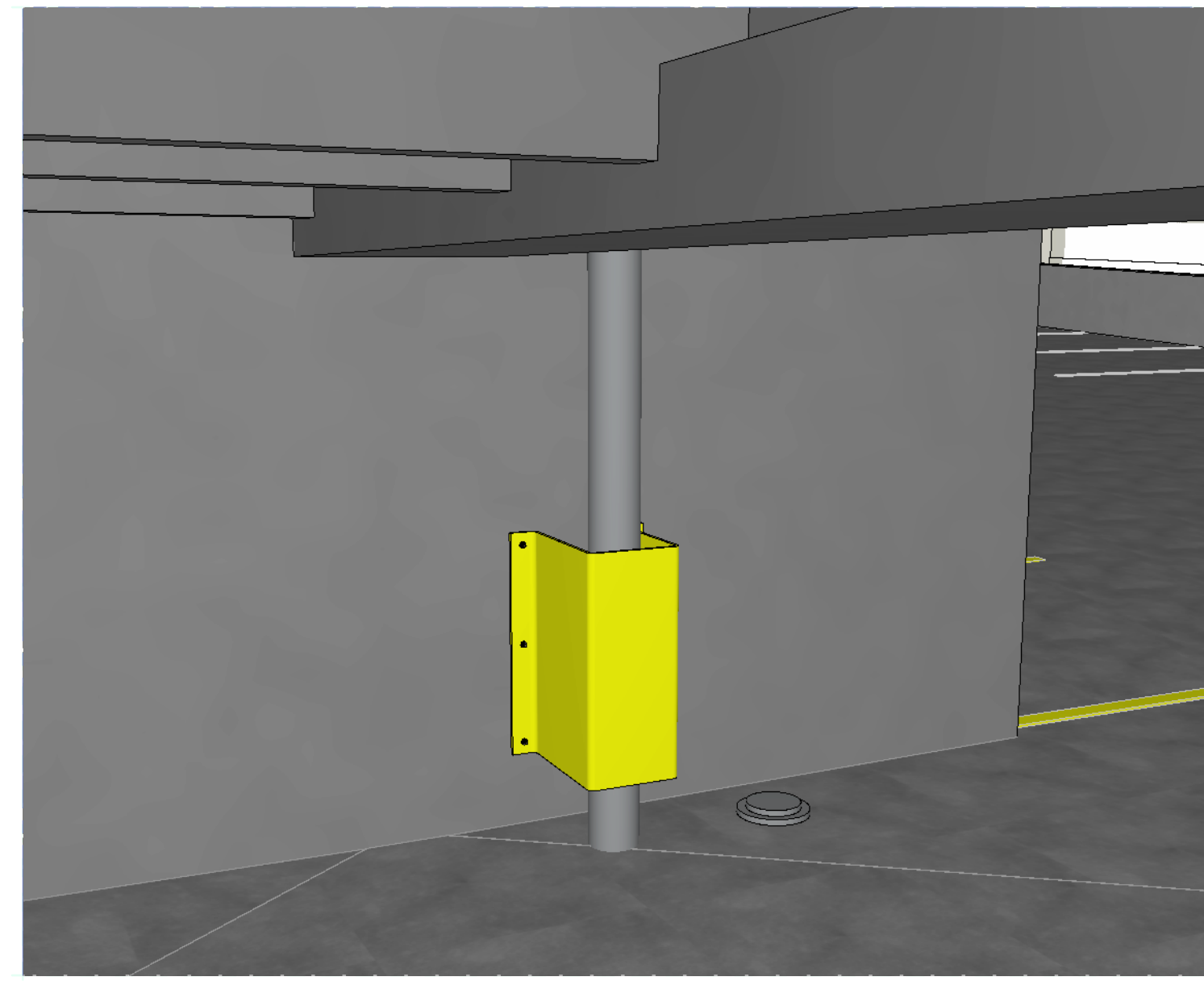


**A PLAN AT EAST ENTRY DRIVE**  
 SCALE: 3/4" = 1'-0"

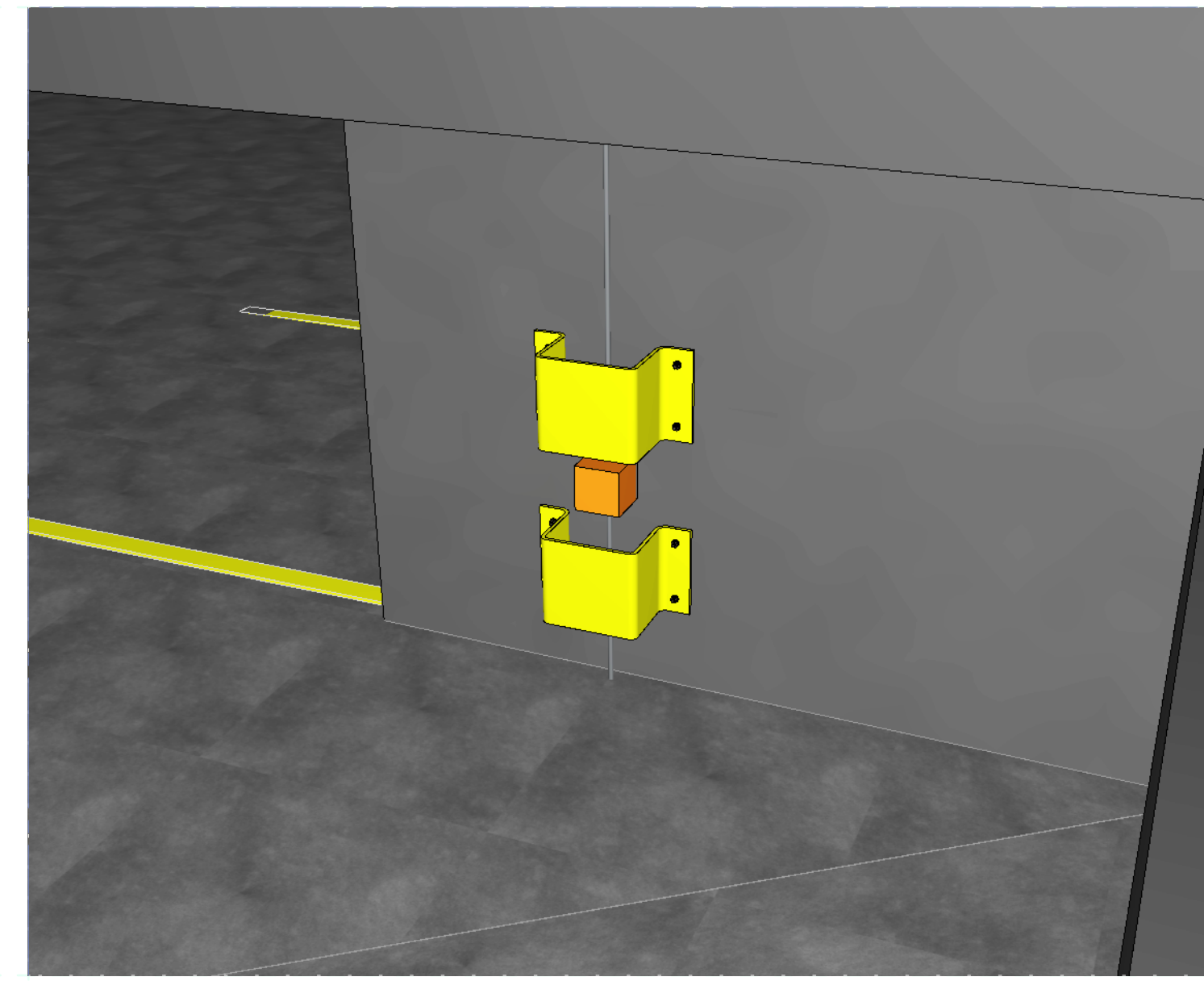
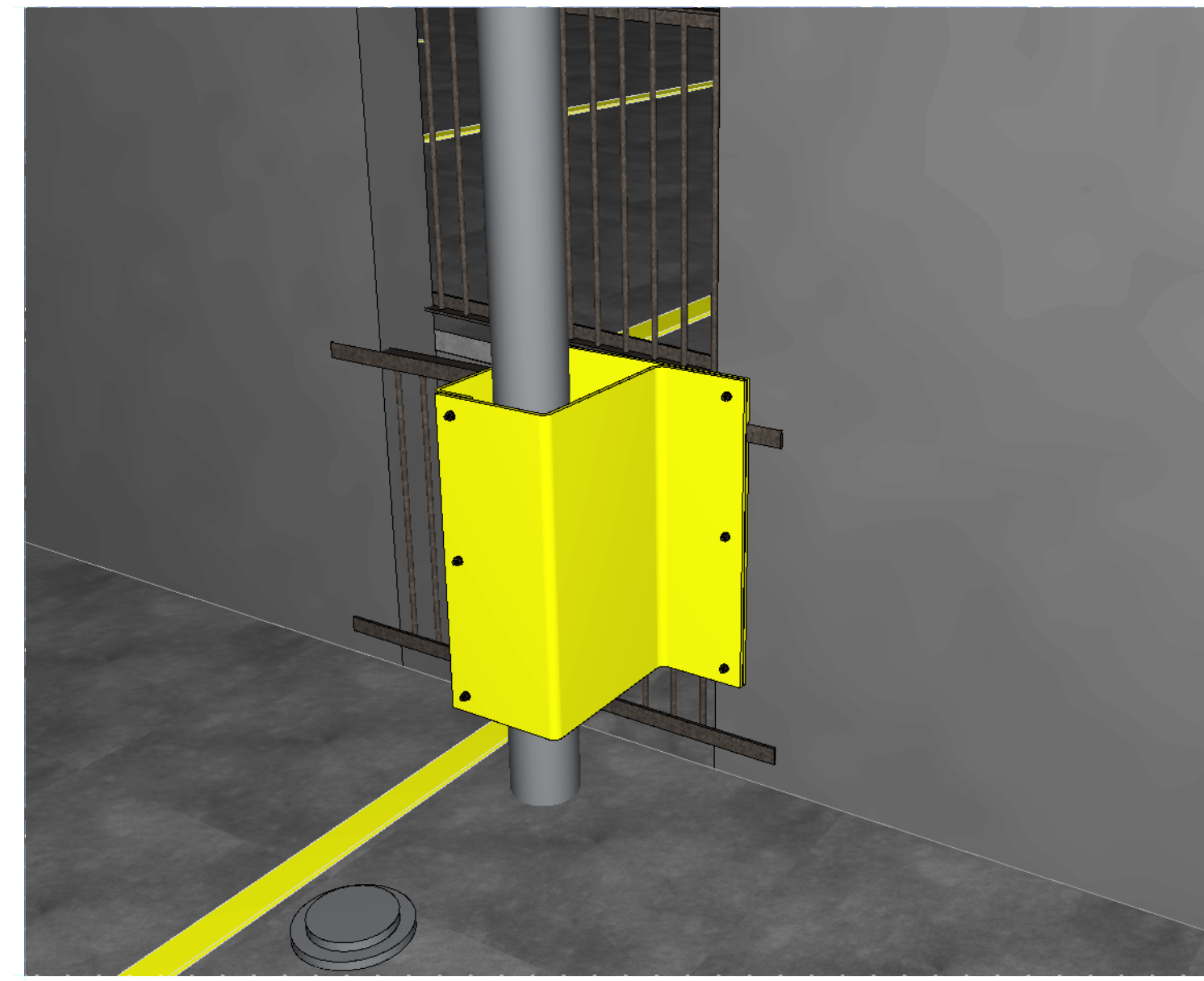


**B PLAN AT WEST ENTRY DRIVE**  
 SCALE: 3/4" = 1'-0"

**A3 PGS SIGN PYLON**  
 SCALE: 3/4" = 1'-0"



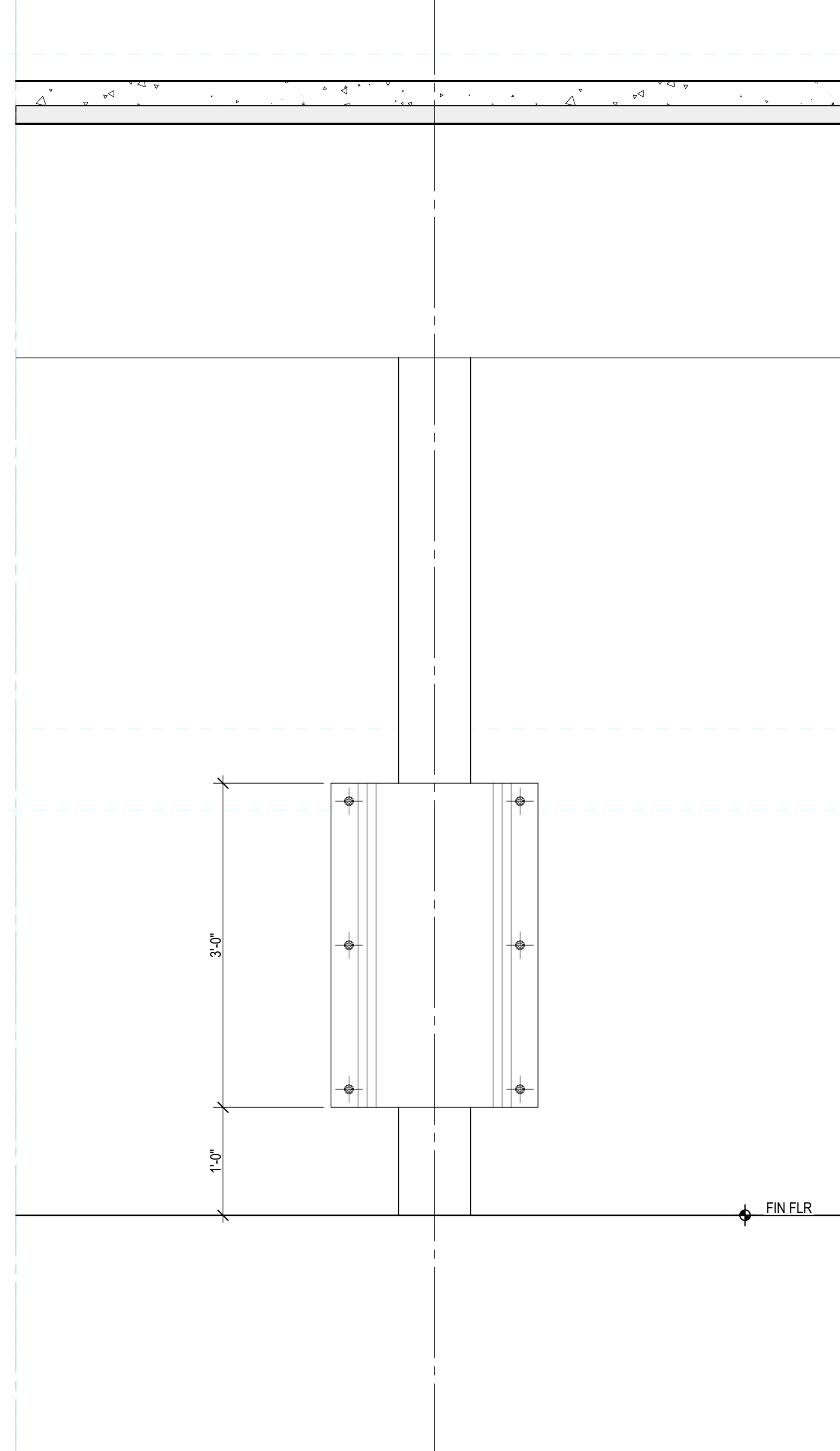
3D VIEW



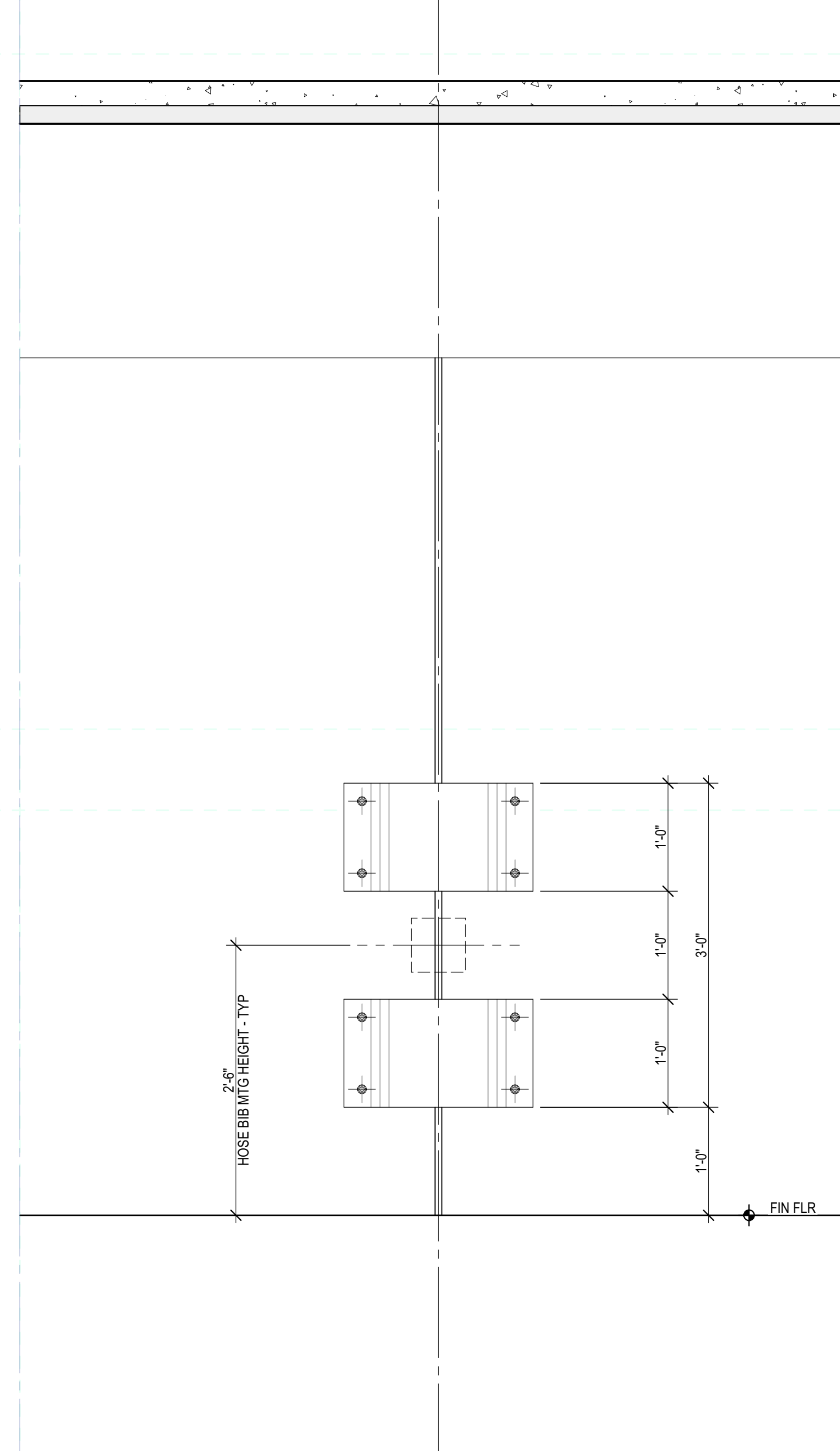
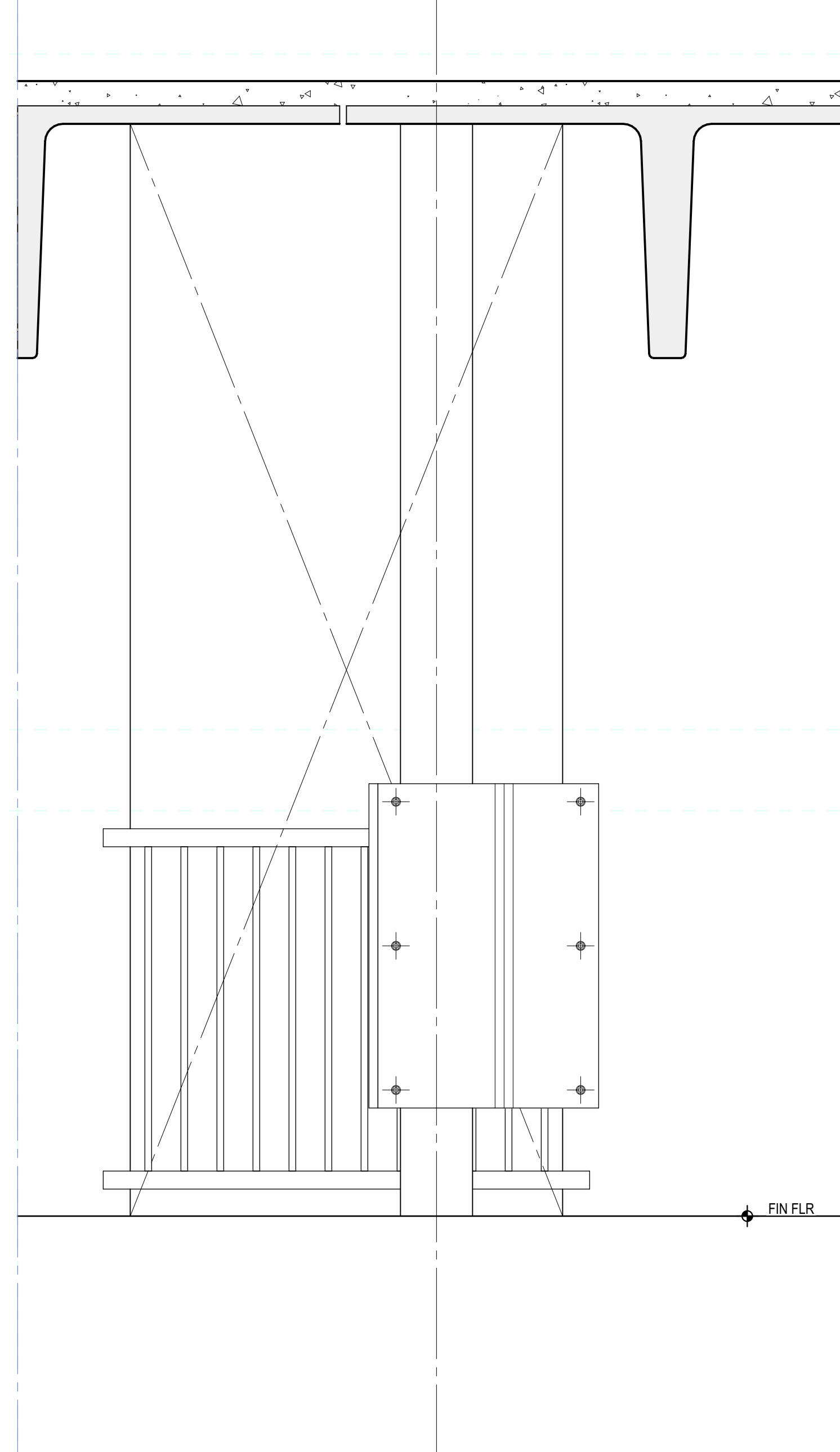
**PIPE PROTECTION NOTES**

**KEYED NOTES**

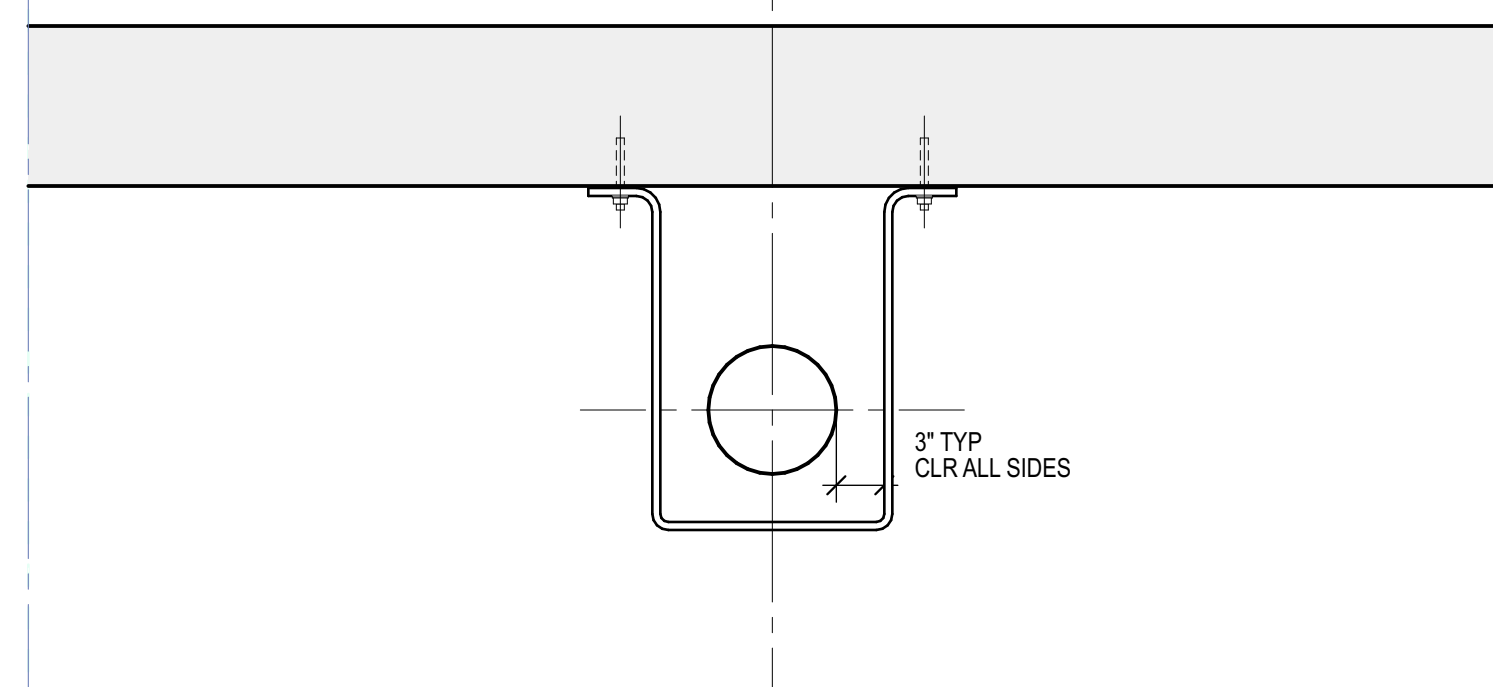
8FT TALL CHAIN LINK FENCING AND GATES  
TOP RAIL FOLLOWS CONTOUR OF GRADE  
NOMINAL 8FT SPACING OF LINE POSTS



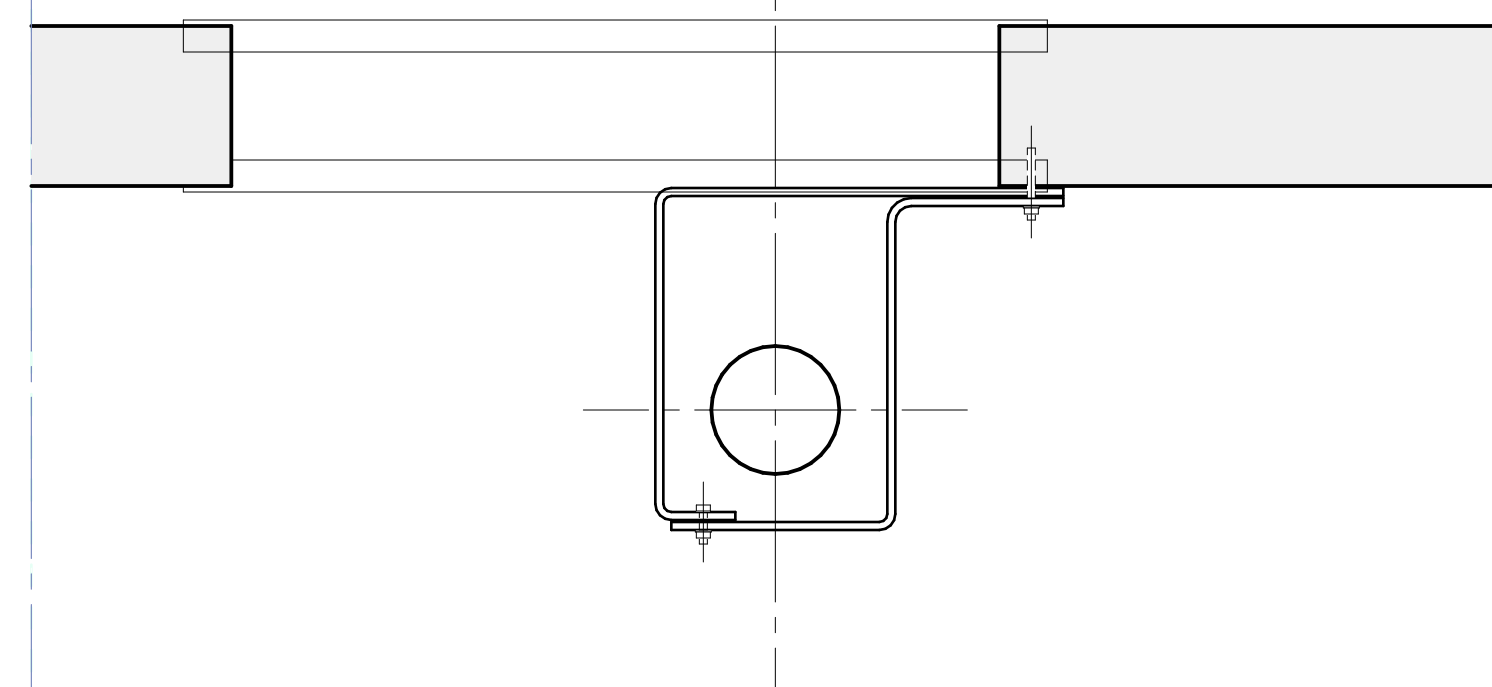
ELEVATION



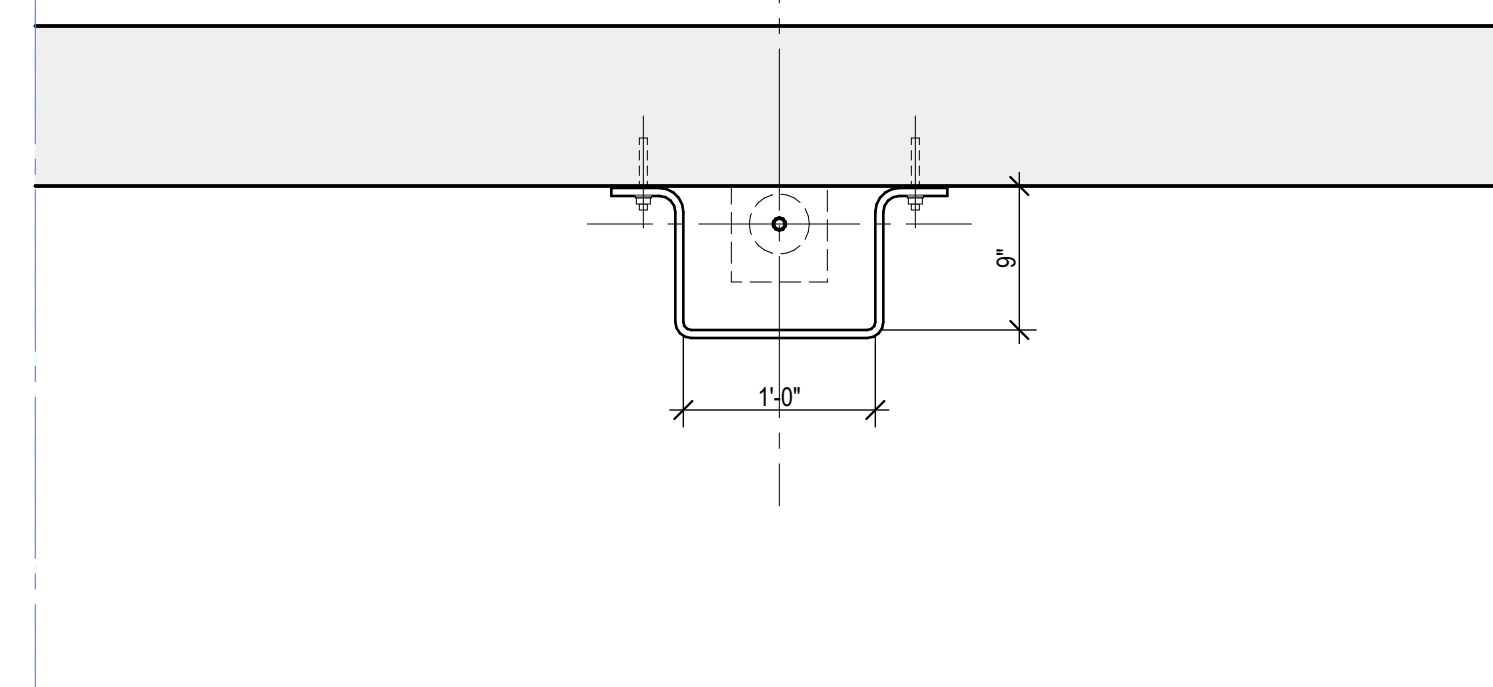
PLAN



**A** TYPICAL PIPE PROTECTION PLATES - TYPICAL AT ALL STORM WATER RISERS  
RUN VERTICALLY EXPOSED IN GARAGE ON FLAT STRAIGHT PRECAST CONCRETE WALL  
RE: 11/S-502 FOR TYPICAL NOTES AND DIMENSIONS



**B** JOINED TWO-PIECE PIPE PROTECTION PLATES - TYPICAL AT ALL STORM WATER RISERS  
RUN VERTICALLY EXPOSED IN GARAGE ALONG CENTER RAMP WALL  
IN FRONT OF SPACES BETWEEN VERTICAL WALLS AND OF THE PEDESTRIAN PROTECTION RAIL  
AND MOUNTED/SUPPORTED FROM ONE SIDE-ONLY




**C** 'SPLIT' PIPE PROTECTION PLATES - TYPICAL AT ALL DOMESTIC WATER RISERS  
RUN VERTICALLY EXPOSED IN GARAGE ALONG PRECAST CONCRETE WALLS

**A2** PIPE PROTECTION DETAILS  
SCALE: 1" = 1'-0"

SHSU AVE I PARKING STRUCTURE  
1698 AVENUE I  
HUNTSVILLE, TX 77340

REV	DATE	DESCRIPTION
0	01 MAY 2022	PIPE PROTECTION DETAILS

EA PROJECT NUMBER: 20028  
PROJECT # 759-20-06066  
BUILDING #382



01 MAY 2022  
NEW SHEET

PIPE PROTECTION TYPES  
**A-412**



**SHSU AVE I PARKING STRUCTURE**  
1698 AVENUE I  
HUNTSVILLE, TX 77340

REV	DATE	DESCRIPTION
3	05 JAN 2022	BRICK COURSING COORDINATION
2	22 JAN 2021	BPS ADDENDUM #3
1	21 DEC 2020	PKG THREE
0	08 SEPT 2020	INITIAL ISSUE (PKG ONE)

EA PROJECT NUMBER: 20028

PROJECT # 759-20-06066  
BUILDING #382



08 SEPTEMBER 2020

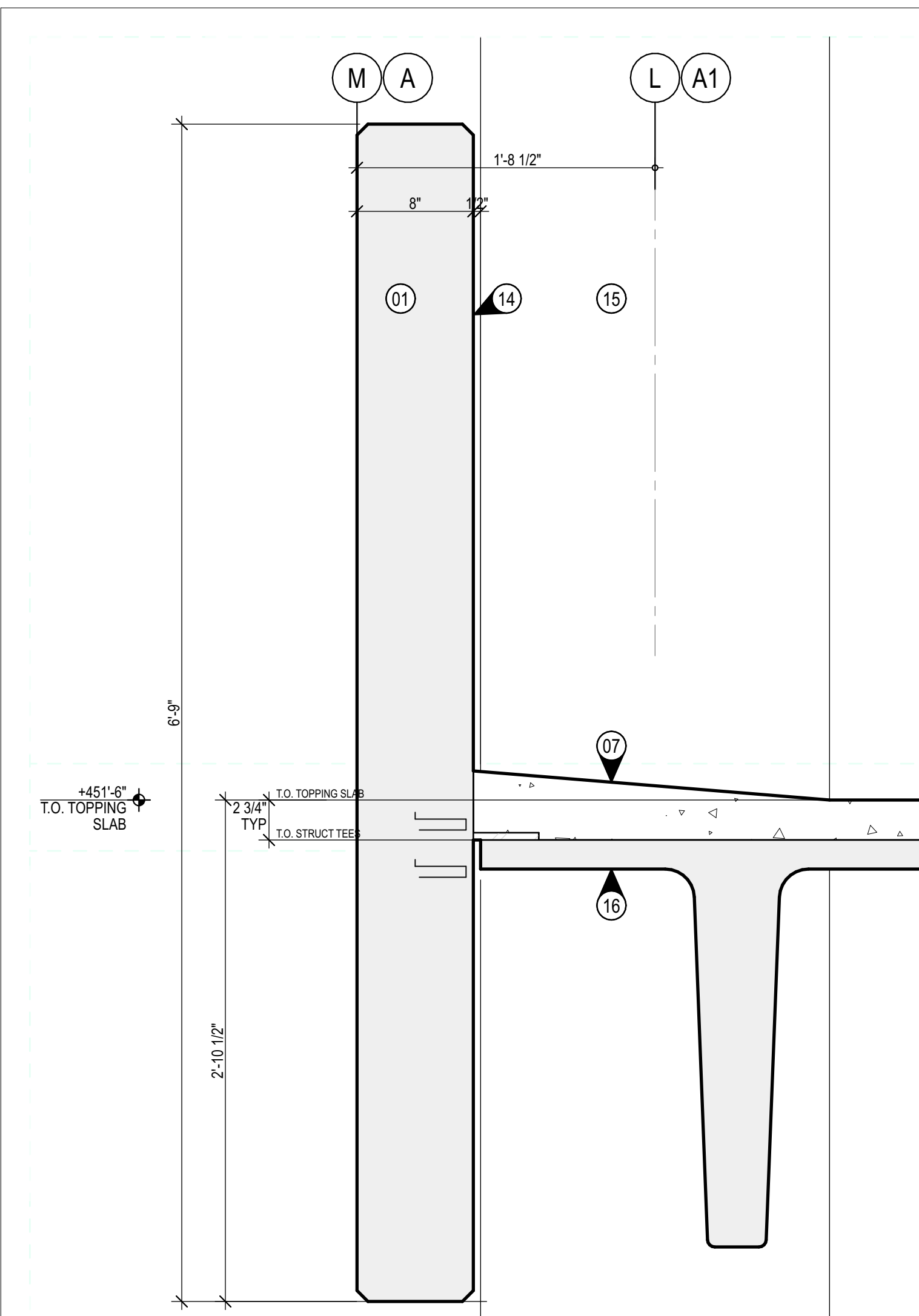
**DETAIL NOTES**

**KEYED NOTES**

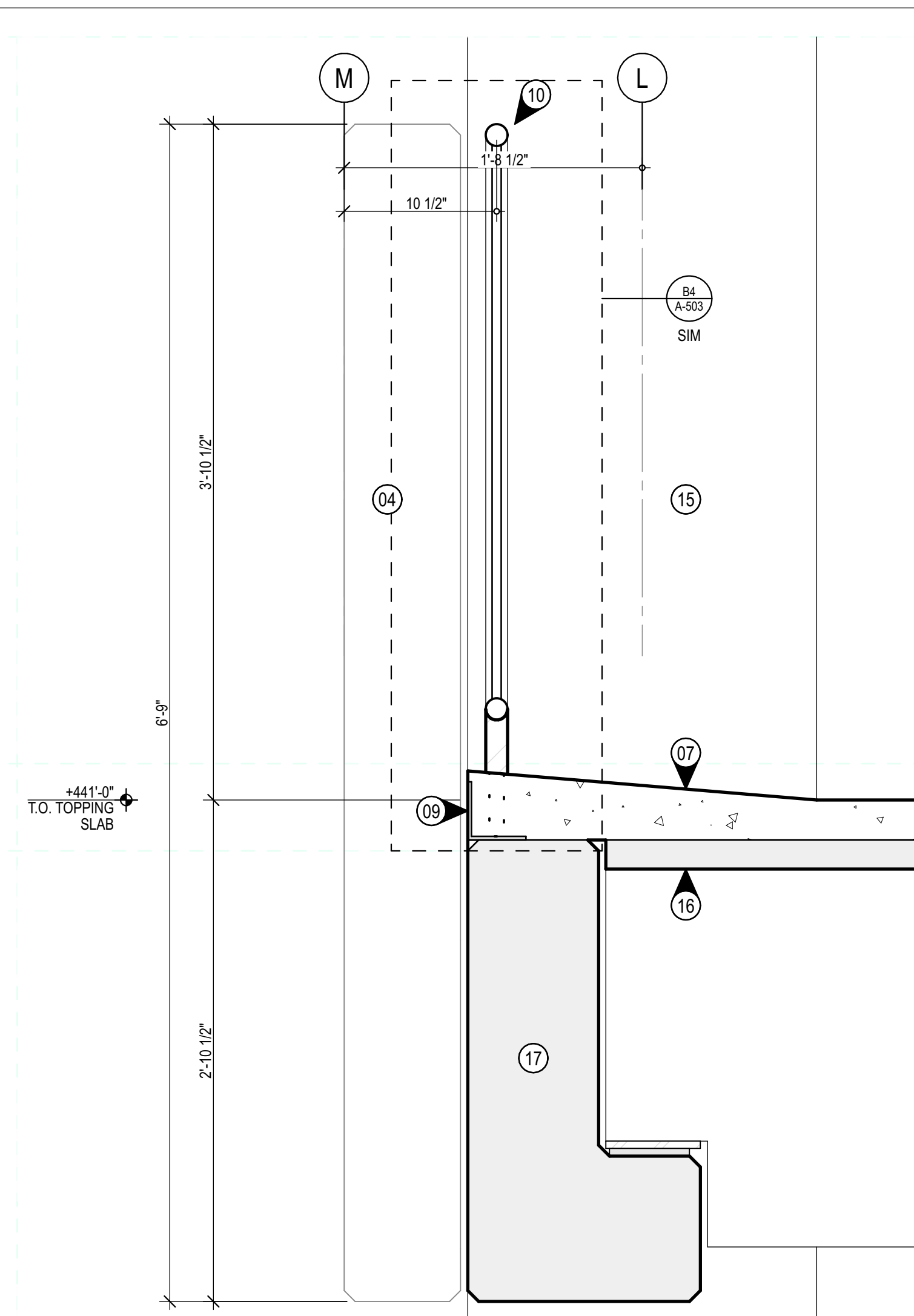
- 01 PRECAST CONCRETE WALL PANEL - TYP
- 02 STRUCTURAL CAST-IN-PLACE GRADE BEAM
- 03 CAST-IN-PLACE CONCRETE WALL AT GRADE
- 04 EDGE OF PRECAST CONCRETE SPANDREL WALL PANEL BEYOND
- 05 PTD 8 INCH REINFORCED CMU PARTITION
- 06 WEEPS AT 32" O.C.
- 07 2" WASH AT TOPPING SLAB, TYP
- 08 MODULAR FACE BRICK VENEER
- 09 6" GALVANIZED EDGE ANGLE BOLTED TO BEAM BELOW
- 10 GALVANIZED STEEL GUARDRAIL
- 11 3/8" GALV MTL COPING W/ 2 1/2" X 2 1/2" WELD ANGLE FASTENED TO WALL FACE - BACKER ROD & SEALANT CONT BOTH SIDES
- 12 CONTINUOUS SEALANT AND JOINT BACKER
- 13 CONTINUOUS FLEXIBLE WATER STOP/ EXPANSION JOINT
- 14 1" EXPANSION JOINT
- 15 PRECAST CONCRETE COLUMN BEYOND
- 16 PRECAST STRUCTURAL TEES WITH CONCRETE TOPPING SLAB (RUN ELECTRICAL LIGHTING CONDUIT IN TOPPING SLAB)
- 17 PRECAST CONCRETE BEAM
- 18 PRECAST CONCRETE COLUMN
- 19 STRUCTURAL CONCRETE SLAB ON GRADE
- 20 PRECAST CONCRETE WALL BEYOND
- 21 FURR-OUT PARTITION AS SCHED
- 22 PRECAST CONCRETE ACCENT PANEL
- 23 FDC CONNECTION
- 24 FLEXIBLE FLASHING
- 25 CONTINUOUS WEATHER BARRIER
- 26 HOLD BACK STRUCTURAL CAST-IN-PLACE CONCRETE BACKUP WALL 4" FOR BRICK FINISH RETURN TYPICAL AT ALL MASONRY-CLAD EXTERIOR WALL OPENINGS
- 27 RETURN BRICK FINISH BACK TO PRECAST CONCRETE OR CAST-IN-PLACE CONCRETE BACKUP WALL
- 28 PREFINISHED PERFORATED ALUMINUM PANELS SECURE TO BRACKET SYSTEM ANCHORED TO PRECAST CONCRETE STRUCTURE.
- 29 PRECAST CONCRETE REVEAL RE: BUILDING ELEVATIONS FOR LOCATIONS RE: B2/A-504 FOR TYPES

**LEGEND**

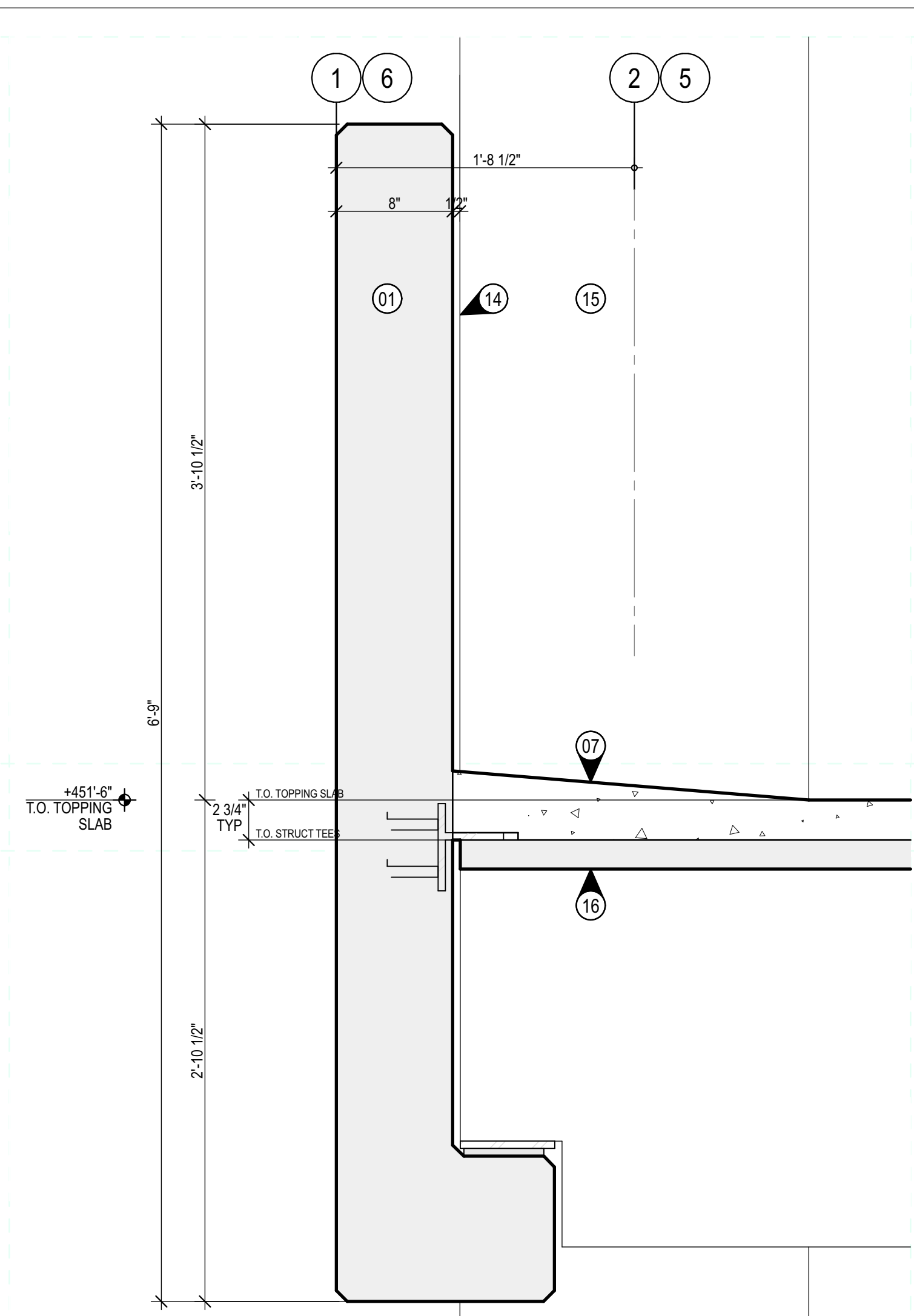
- PRECAST CONCRETE
- CAST-IN-PLACE CONCRETE
- BRICK MASONRY
- CONCRETE MASONRY UNIT (CMU)
- EARTHWORK / SUBGRADE



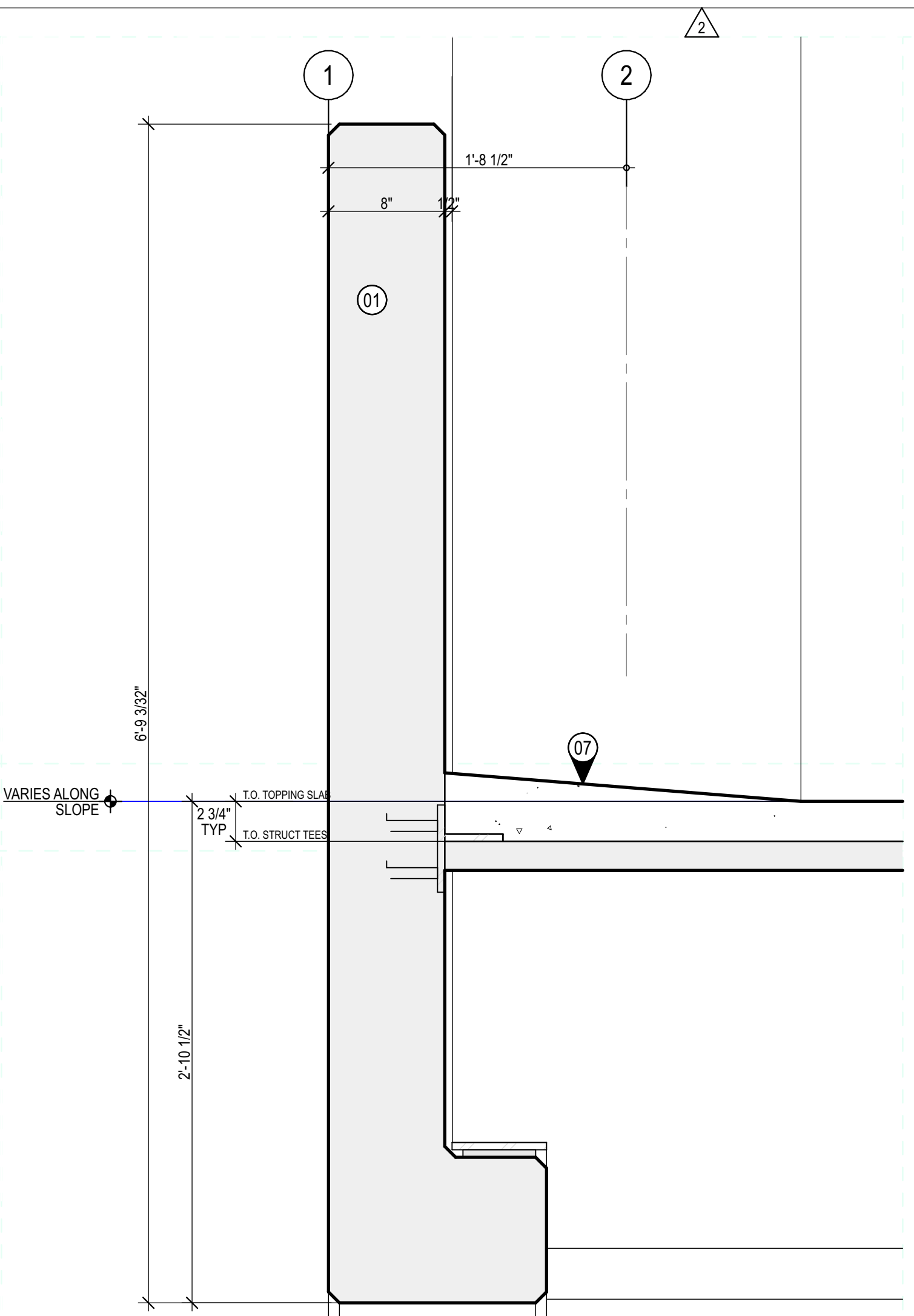
**C1** TYP SPANDREL RUNNING N-S - EAST ELEVATION  
SCALE: 1/16" = 1'-0"  
SD-02



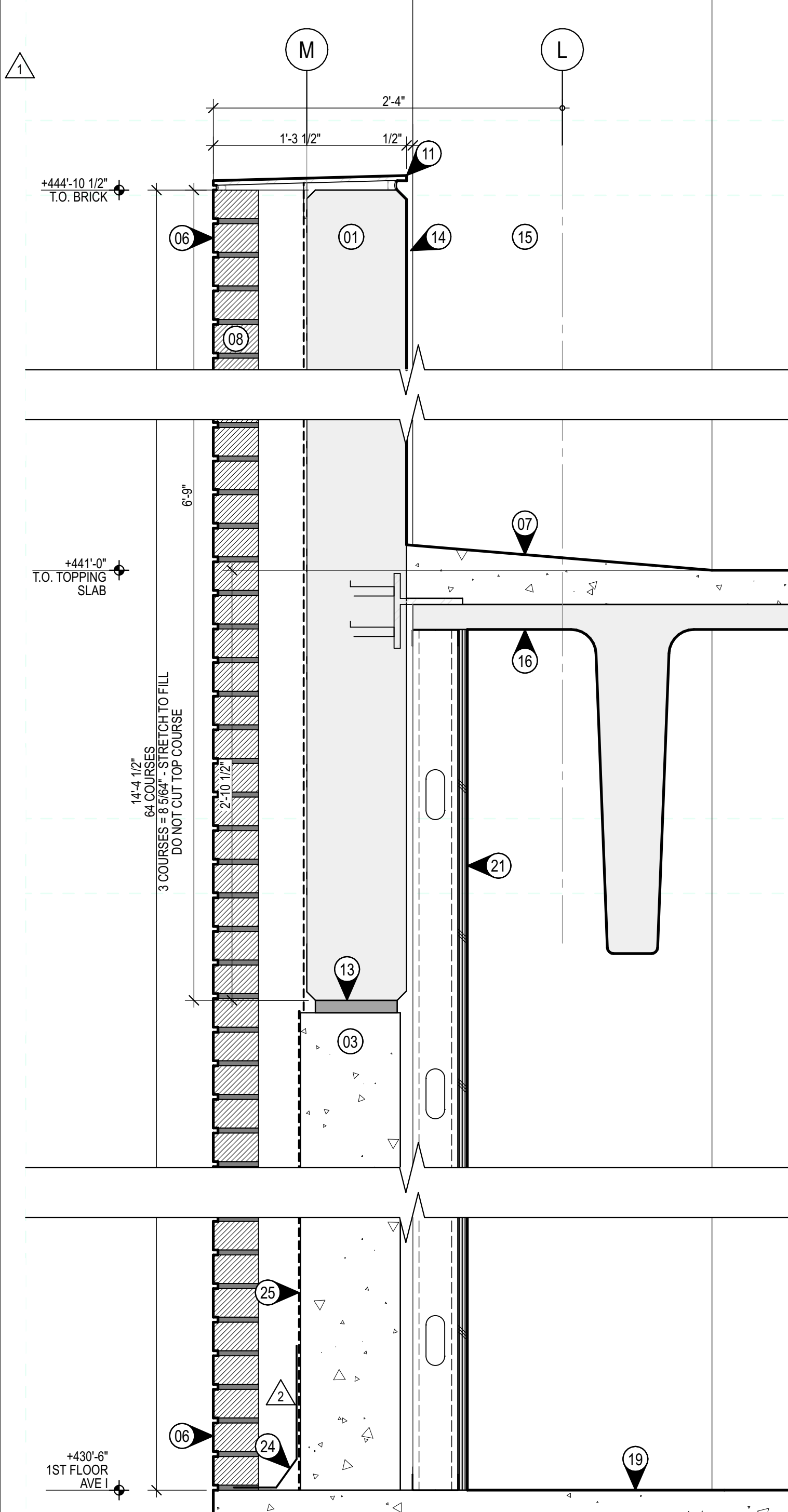
**C2** WALL SECTION LOOKING WEST COLUMNS A1-B - GUARD RAIL  
SCALE: 1/16" = 1'-0"  
SD-07



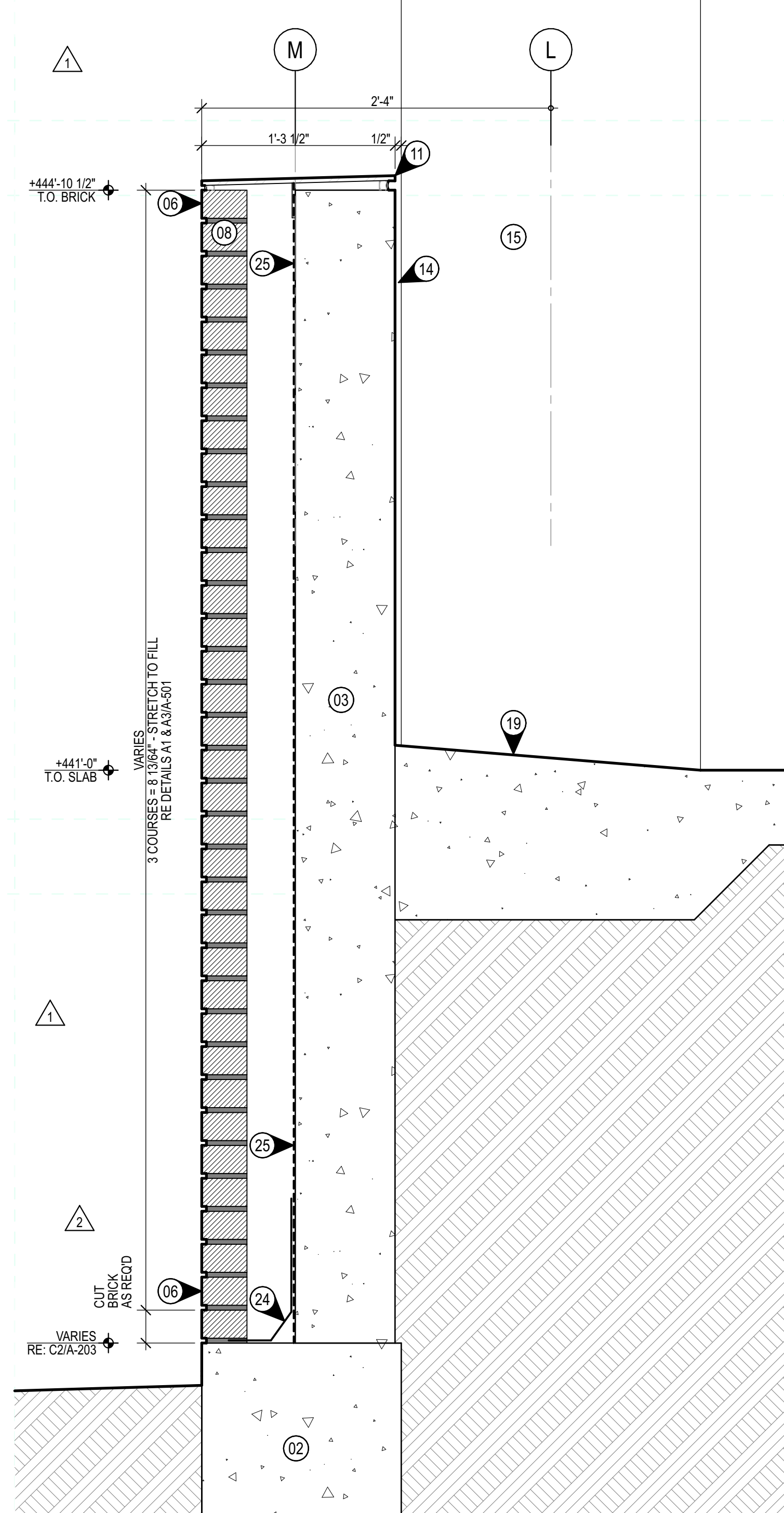
**C3** TYP SPANDREL RUNNING E-W  
SCALE: 1/16" = 1'-0"  
SD-06



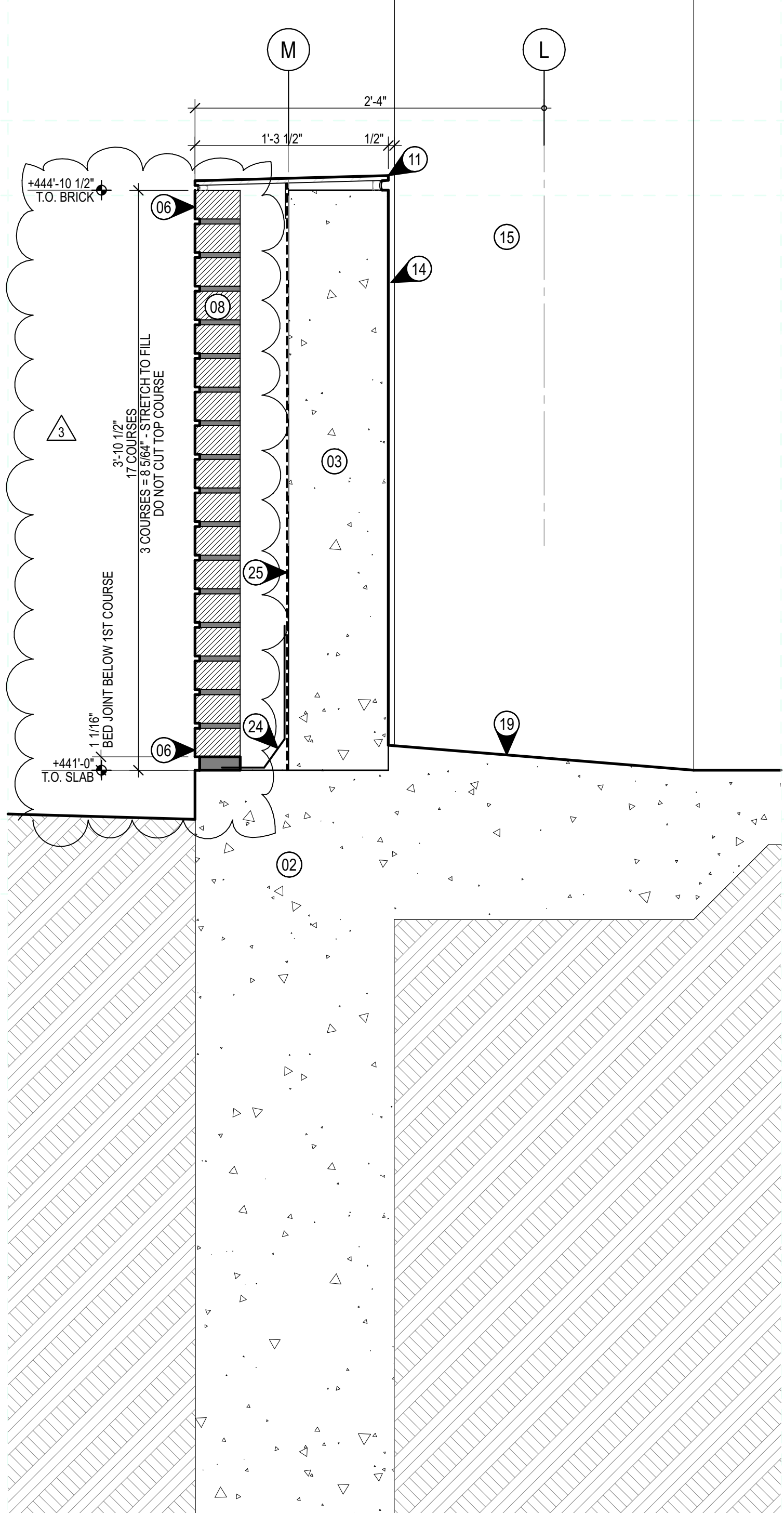
**C4** TYP SPANDREL RUNNING E-W - ON SLOPE  
SCALE: 1/16" = 1'-0"  
SD-04



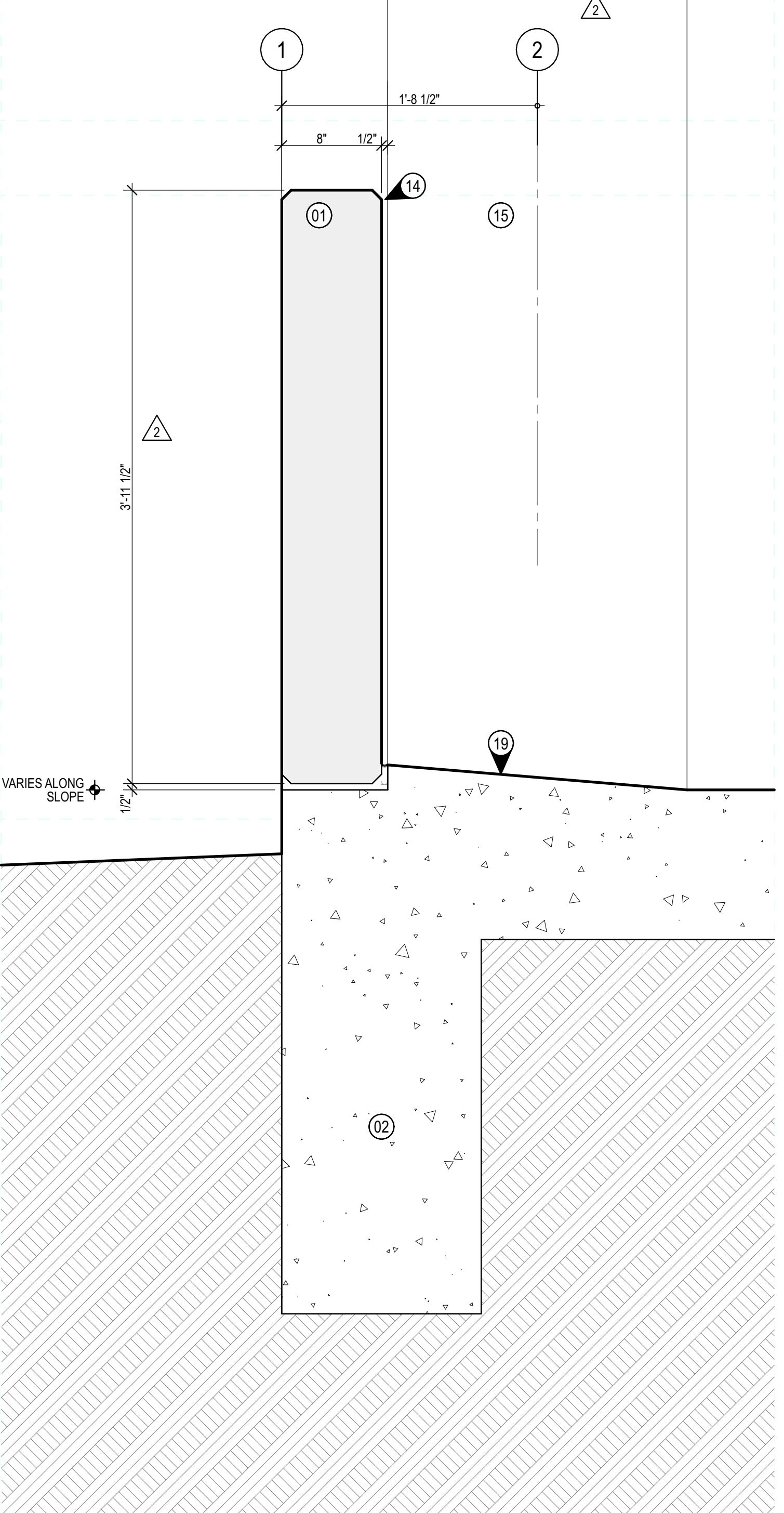
**A1** WALL SECTION LOOKING SOUTH COLUMNS 3-4  
SCALE: 1/16" = 1'-0"  
SD-02



**A2** WALL SECTION LOOKING SOUTH COLUMNS 2-3  
SCALE: 1/16" = 1'-0"  
SD-03



**A3** WALL SECTION LOOKING WEST COLUMNS J-K  
SCALE: 1/16" = 1'-0"  
SD-06



**A4** WALL SECTION LOOKING WEST COLUMNS J-K  
SCALE: 1/16" = 1'-0"  
SD-04





**DETAIL NOTES**

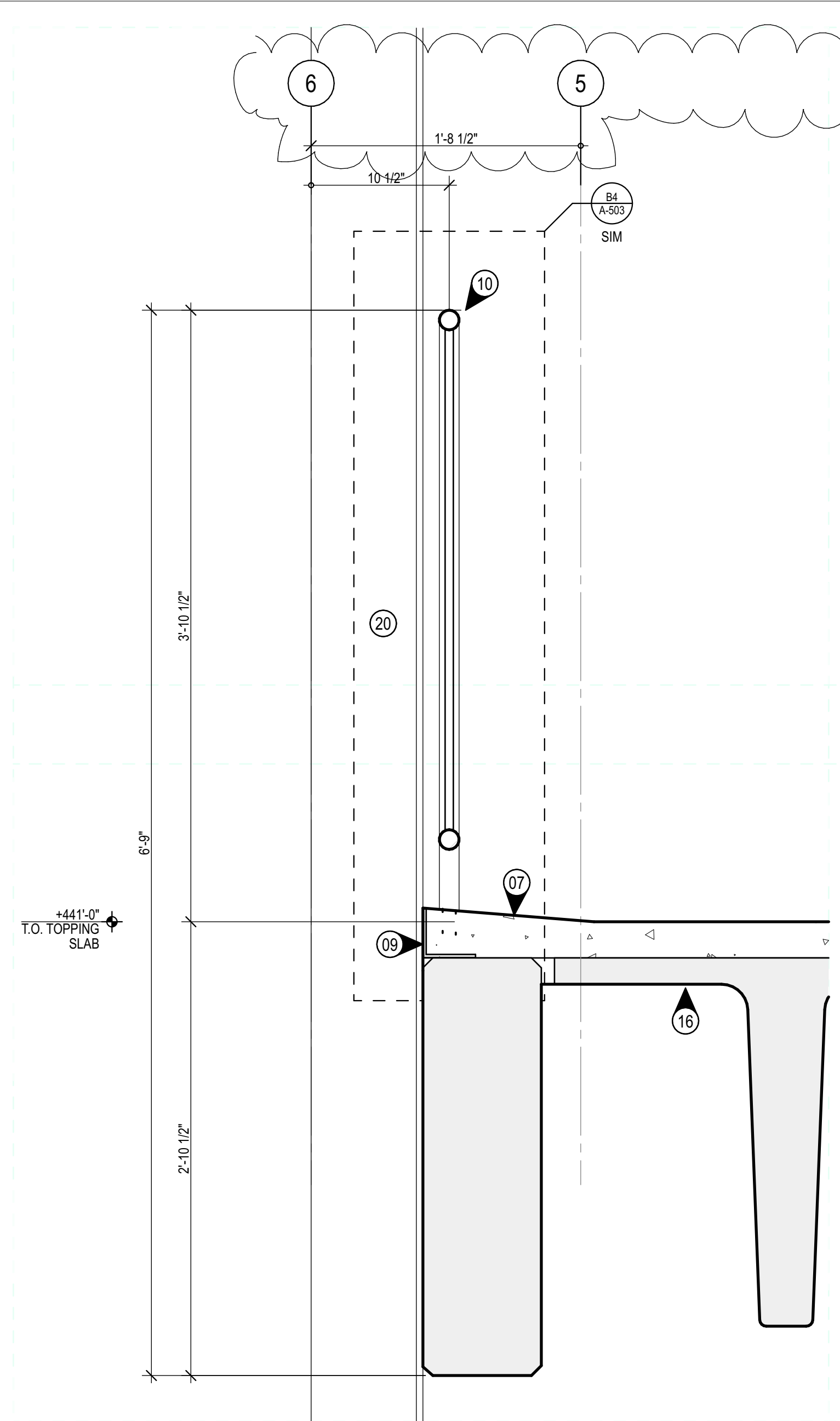
**KEYED NOTES**

- 01 PRECAST CONCRETE WALL PANEL - TYP
- 02 STRUCTURAL CAST-IN-PLACE GRADE BEAM
- 03 CAST-IN-PLACE CONCRETE WALL AT GRADE
- 04 EDGE OF PRECAST CONCRETE SPANDREL WALL PANEL BEYOND
- 05 PTD 8 INCH REINFORCED CMU PARTITION
- 06 WEEPS AT 32" O.C.
- 07 2" WASH AT TOPPING SLAB, TYP
- 08 MODULAR FACE BRICK VENEER
- 09 6" GALVANIZED EDGE ANGLE BOLTED TO BEAM BELOW
- 10 GALVANIZED STEEL GUARDRAIL
- 11 3/8" GALV MTL COPING W/ 2 1/2" X 2 1/2" WELD ANGLE FASTENED TO WALL FACE - BACKER ROD & SEALANT CONT BOTH SIDES
- 12 CONTINUOUS SEALANT AND JOINT BACKER
- 13 CONTINUOUS FLEXIBLE WATER STOP/ EXPANSION JOINT
- 14 1" EXPANSION JOINT
- 15 PRECAST CONCRETE COLUMN BEYOND
- 16 PRECAST STRUCTURAL TEES WITH CONCRETE TOPPING SLAB (RUN ELECTRICAL LIGHTING CONDUIT IN TOPPING SLAB)
- 17 PRECAST CONCRETE BEAM
- 18 PRECAST CONCRETE COLUMN
- 19 STRUCTURAL CONCRETE SLAB ON GRADE
- 20 PRECAST CONCRETE WALL BEYOND
- 21 FURR-OUT PARTITION AS SCHED
- 22 PRECAST CONCRETE ACCENT PANEL
- 23 FDC CONNECTION
- 24 FLEXIBLE FLASHING
- 25 CONTINUOUS WEATHER BARRIER

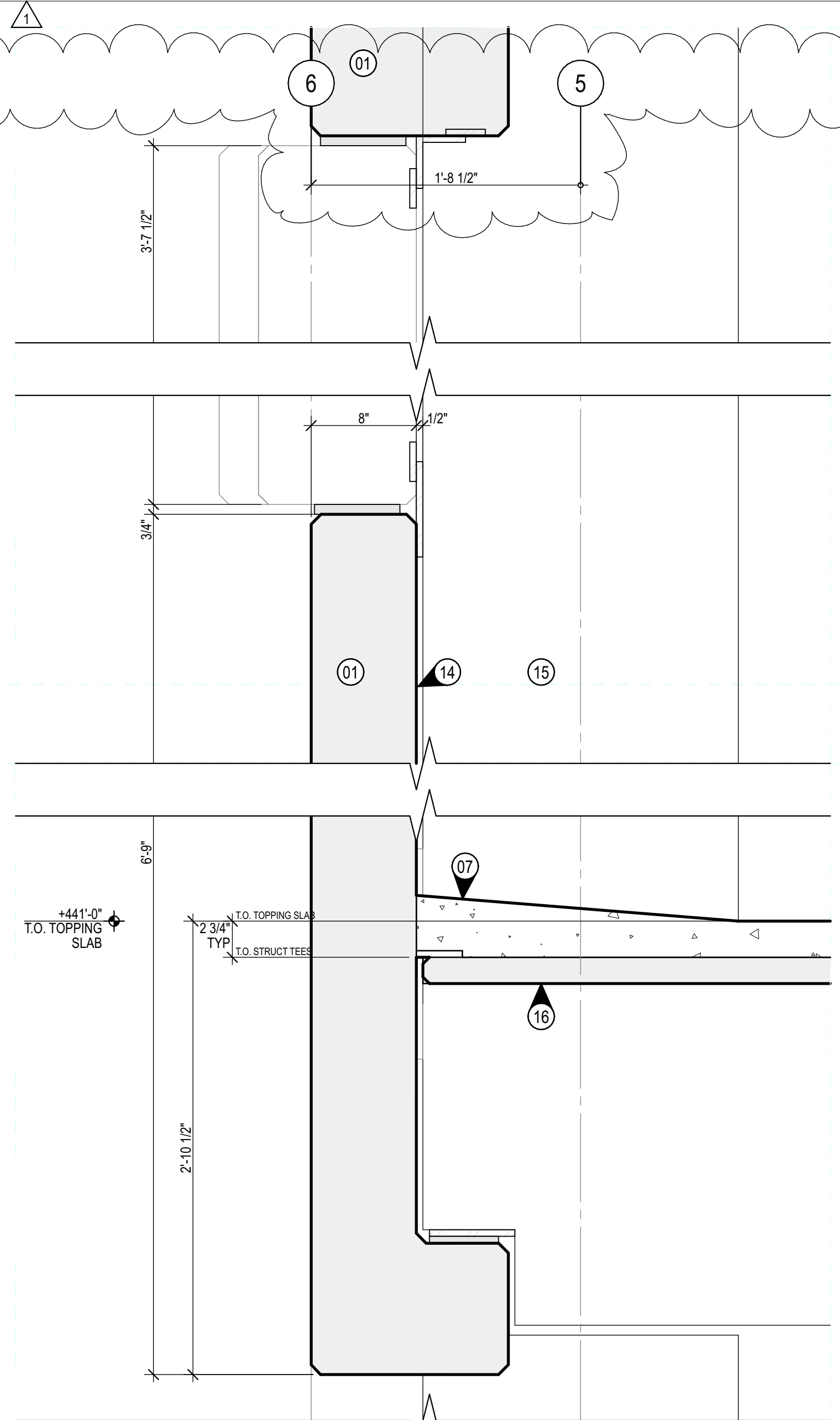
- 26 HOLD BACK STRUCTURAL CAST-IN-PLACE CONCRETE BACKUP WALL 4" FOR BRICK FINISH RETURN TYPICAL AT ALL MASONRY-CLAD EXTERIOR WALL OPENINGS
- 27 RETURN BRICK FINISH BACK TO PRECAST CONCRETE OR CAST-IN-PLACE CONCRETE BACKUP WALL
- 28 PREFINISHED PERFORATED ALUMINUM PANELS SECURE TO BRACKET SYSTEM ANCHORED TO PRECAST CONCRETE STRUCTURE
- 29 PRECAST CONCRETE REVEAL RE: BUILDING ELEVATIONS FOR LOCATIONS RE: B2/A-504 FOR TYPES

**LEGEND**

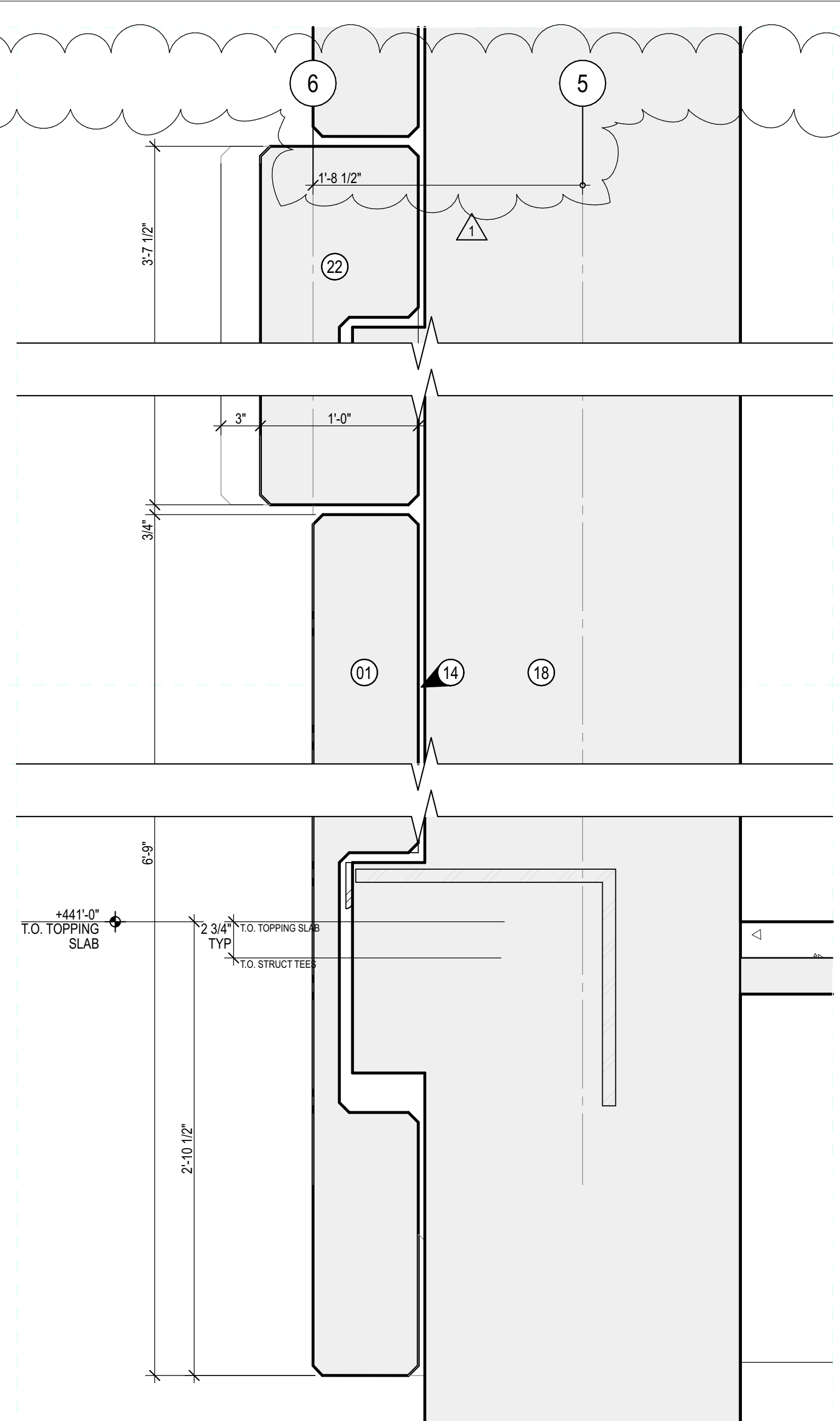
- PRECAST CONCRETE
- CAST-IN-PLACE CONCRETE
- BRICK MASONRY
- CONCRETE MASONRY UNIT (CMU)
- EARTHWORK / SUBGRADE



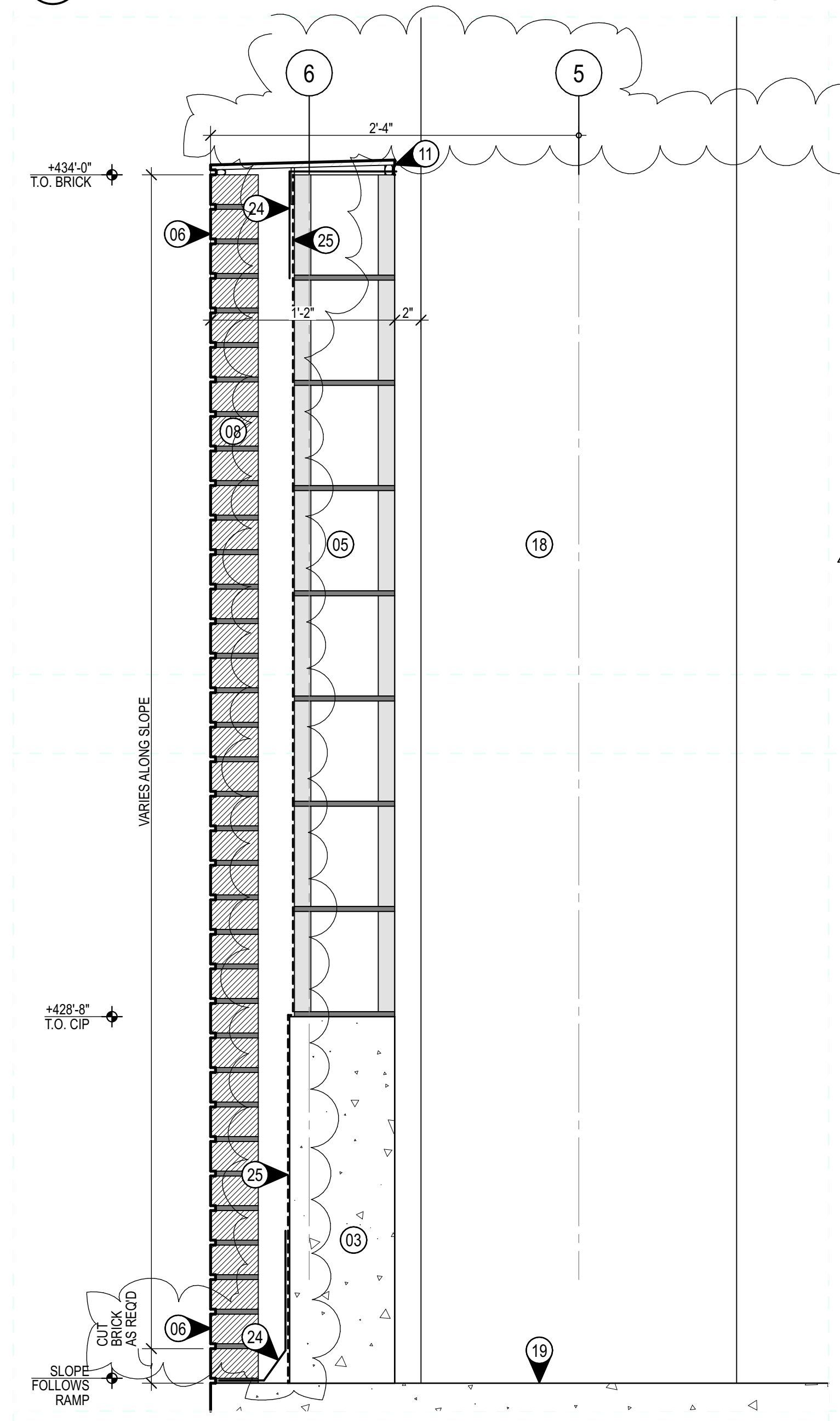
**C1** WALL SECTION LOOKING NORTH COLUMNS 3-4 - GUARD RAIL  
SCALE: 1/16" = 1'-0"  
SD-11



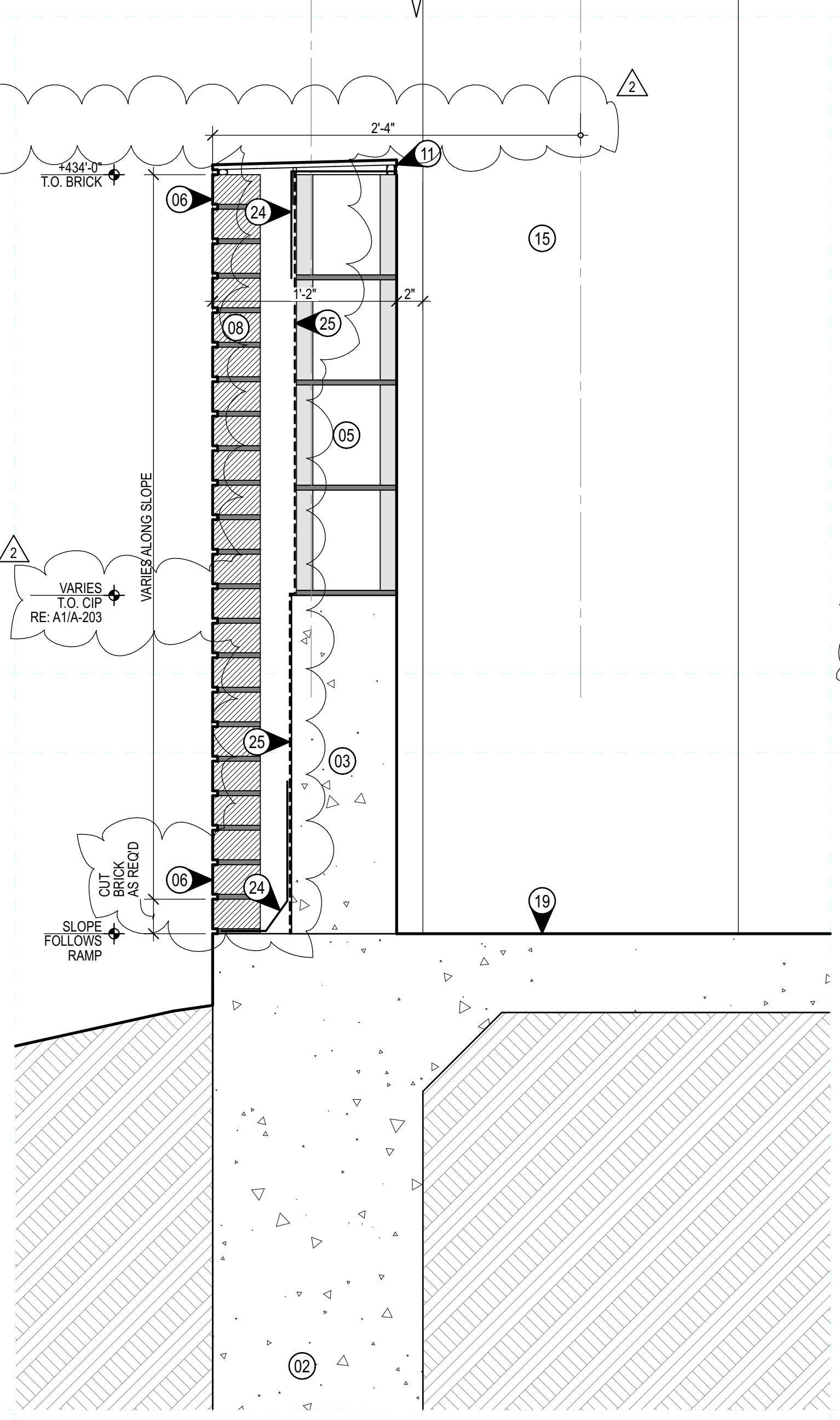
**C3** WALL SECTION LOOKING EAST COLUMN H  
SCALE: 1/16" = 1'-0"  
SD-08



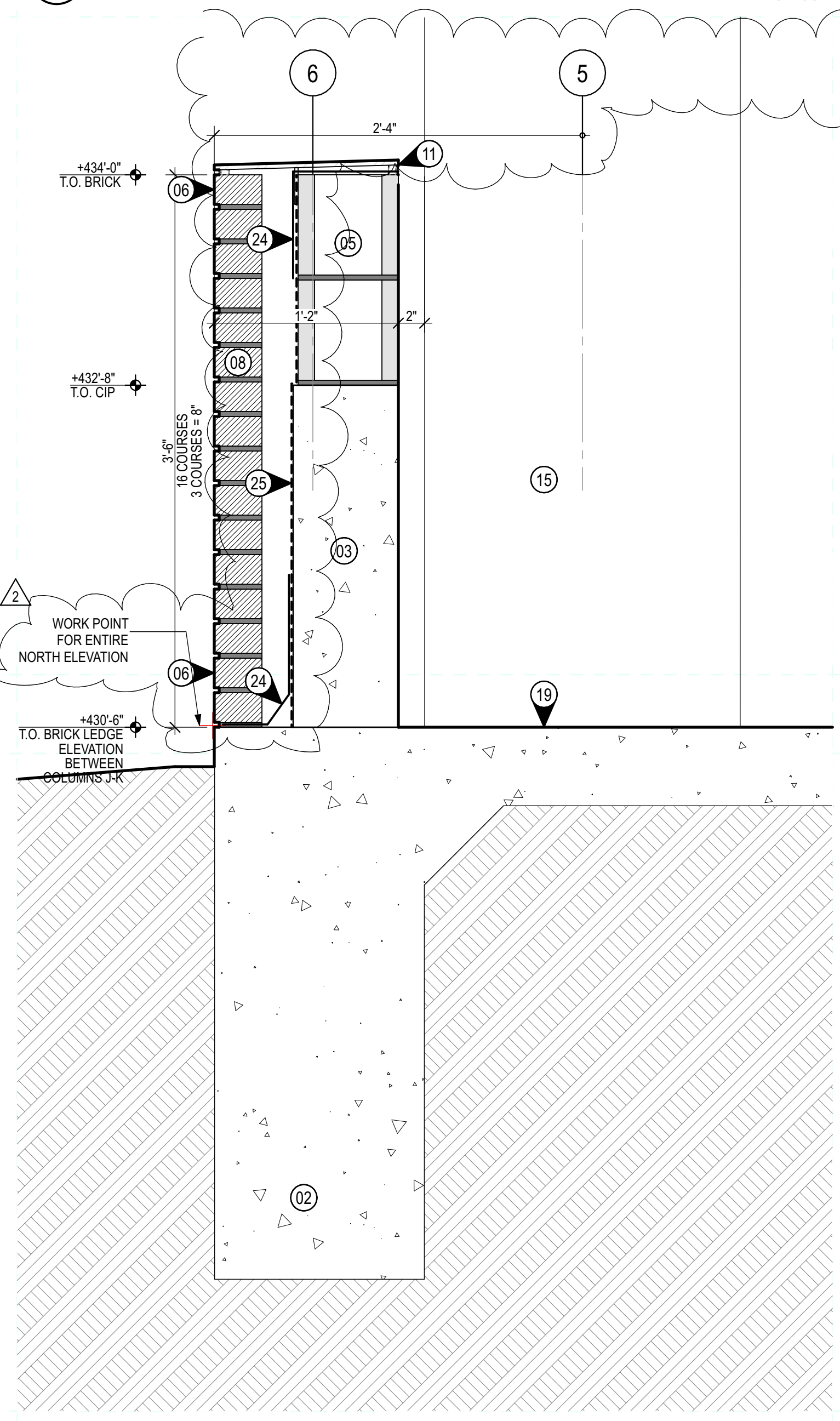
**C4** WALL SECTION LOOKING WEST COLUMNS A1-B  
SCALE: 1/16" = 1'-0"  
SD-05



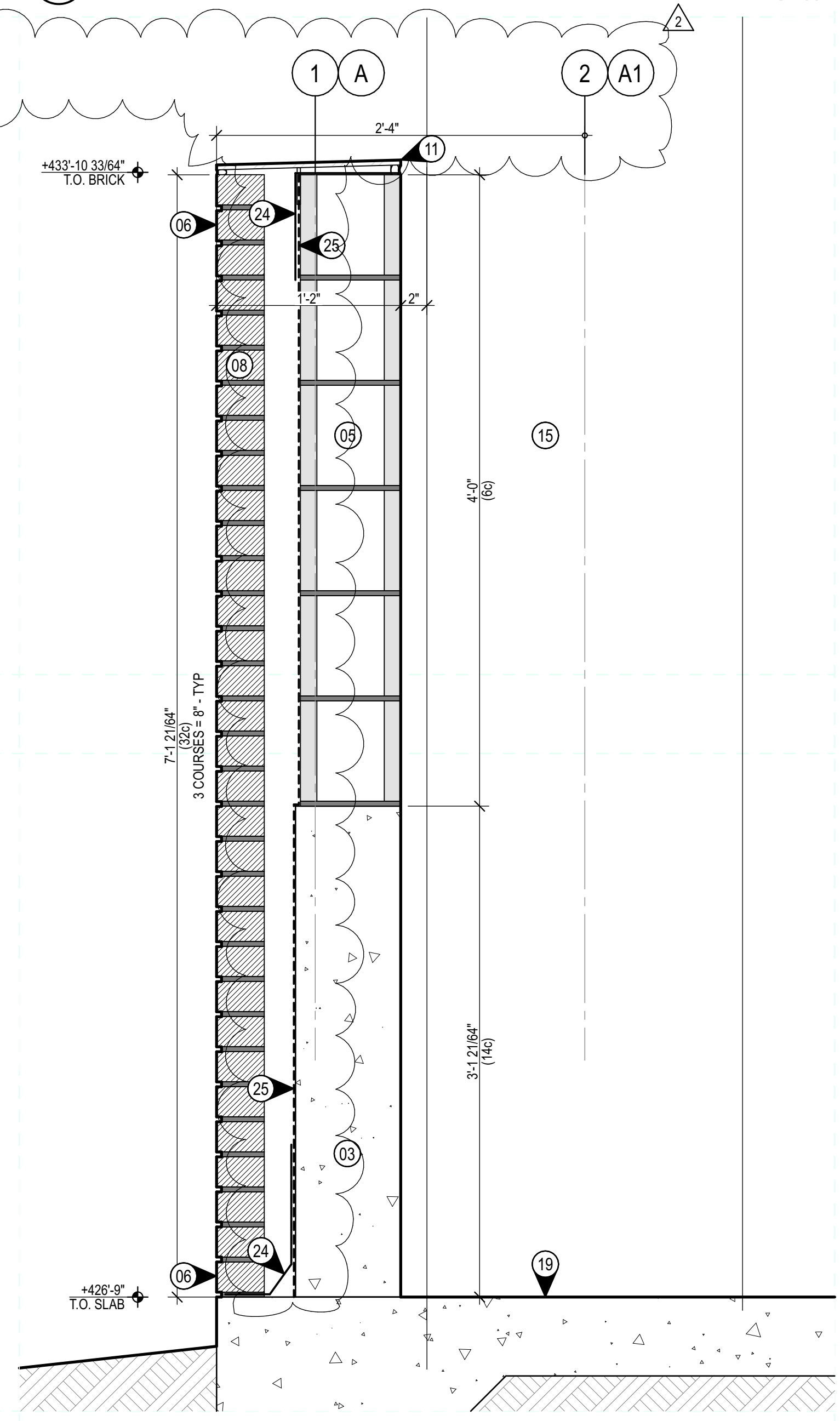
**A1** WALL SECTION LOOKING EAST COLUMNS A1-B  
SCALE: 1/16" = 1'-0"  
SD-09



**A2** WALL SECTION LOOKING EAST COLUMNS F-G  
SCALE: 1/16" = 1'-0"  
SD-01



**A3** WALL SECTION LOOKING EAST COLUMN J-K  
SCALE: 1/16" = 1'-0"  
SD-10



**A4** WALL SECTION LOOKING WEST COLUMNS A1-B  
SCALE: 1/16" = 1'-0"  
SD-05

**SHSU AVE I PARKING STRUCTURE**  
1698 AVENUE I  
HUNTSVILLE, TX 77340

REV	DATE	DESCRIPTION
2	22 JAN 2021	BPS ADDENDUM #3
1	21 DEC 2020	PKG THREE
0	08 SEPT 2020	INITIAL ISSUE (PKG ONE)

EA PROJECT NUMBER: 20028  
PROJECT # 759-20-06066  
BUILDING #382



08 SEPTEMBER 2020



**SHSU AVE I PARKING STRUCTURE**  
 1698 AVENUE I  
 HUNTSVILLE, TX 77340

REV	DATE	DESCRIPTION
2	28 JULY 2021	PRECAST STAIR COORDINATION
1	22 JAN 2021	BPS ADDENDUM #3
0	21 DEC 2020	INITIAL ISSUE (PKG THREE)

EA PROJECT NUMBER: 20028  
 PROJECT # 759-20-06066  
 BUILDING #382



21 DECEMBER 2020  
**STAIR DETAILS**  
**A-503**

**ENLARGED STAIR NOTES**

**KEYED NOTES**

- 1 GUARDRAIL WITH HANDRAIL
- 2 HANDRAIL ATTACHED TO PC WALL
- 3 GUARDRAIL
- 4 REINF GALV STEEL BOLLARD - PTD
- 5 PRECAST CONC ROOF PANEL WITH PCF-2 EDGES AND PCF-5 UNDERSIDE AND TOP OF ROOF
- 6 LANDING SUPPORTED BY RECESSED ANGLE AT WALL WELDED TO RECESSED PLATE UNDER LANDING
- 7 SCHED LIGHT FIXTURE, RE: ELECTRICAL
- 8 SECURITY CAMERA, RE: SECURITY DRAWINGS
- 9 CANE DETECTION RAIL BELOW STAIR
- 10 EMERGENCY CALL BOX
- 11 ELEVATOR CALL STATION
- 12 HORIZONTAL PRECAST ROOF PANELS ABOVE
- 13 PREFINISHED PERFORATED ALUMINUM PANELS SECURE TO BRACKET SYSTEM ANCHORED TO PRECAST CONCRETE STRUCTURE.

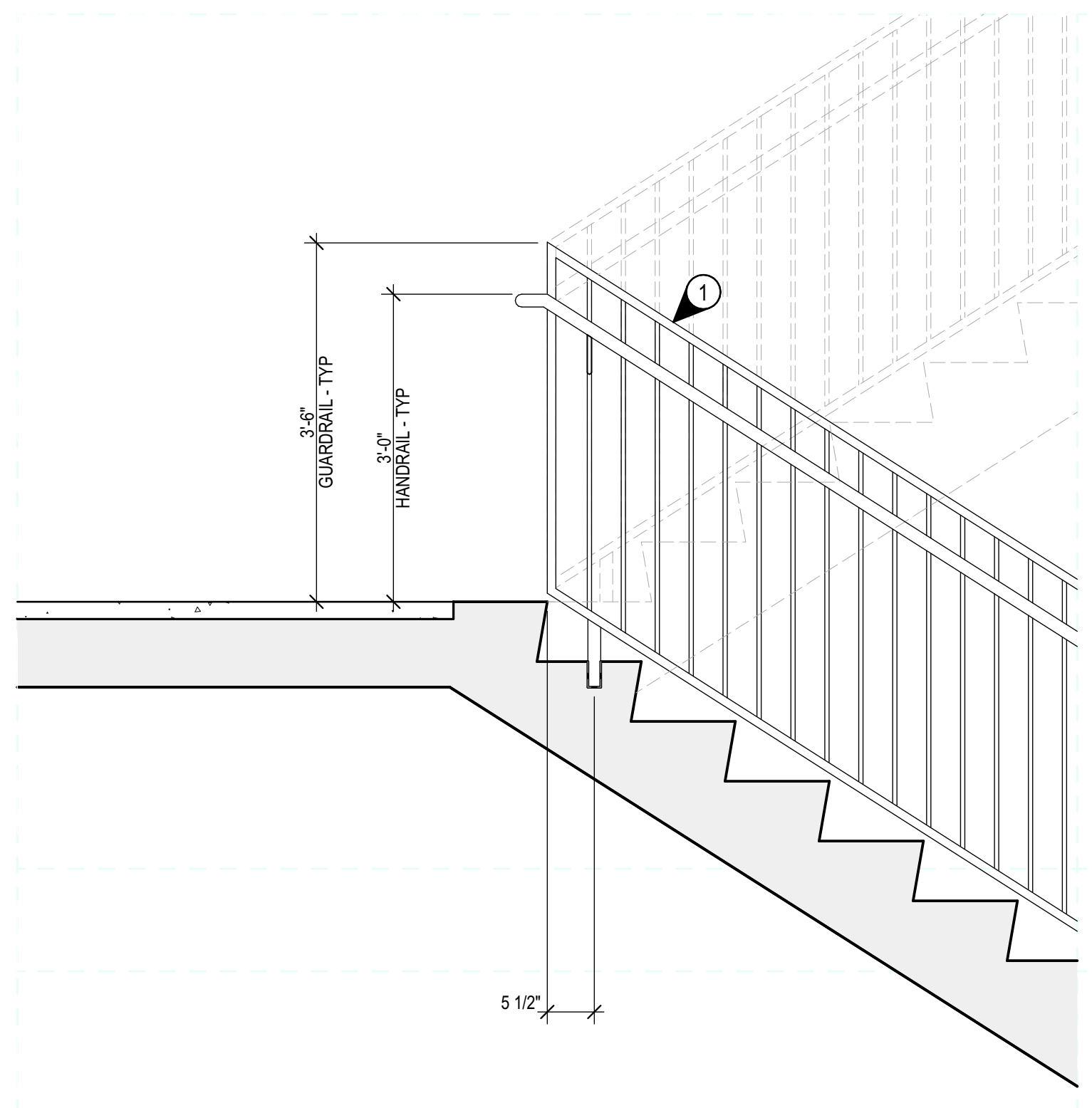
**GENERAL NOTES**

- A. DIMENSIONS ARE TO FACE OF FINISH UNLESS NOTED OTHERWISE
- B. ALL EXPOSED STEEL METAL FABRICATIONS, MISC STEEL STAIR HANDRAIL, GUARDRAILS AND ACCESSORIES - UNPAINTED, GALVANIZED FINISH - TYP EXCEPT FOR SAFETY BOLLARDS AND WALL-MOUNTED PIPE PROTECTION PLATES - PAINT OSHA YELLOW - TYP

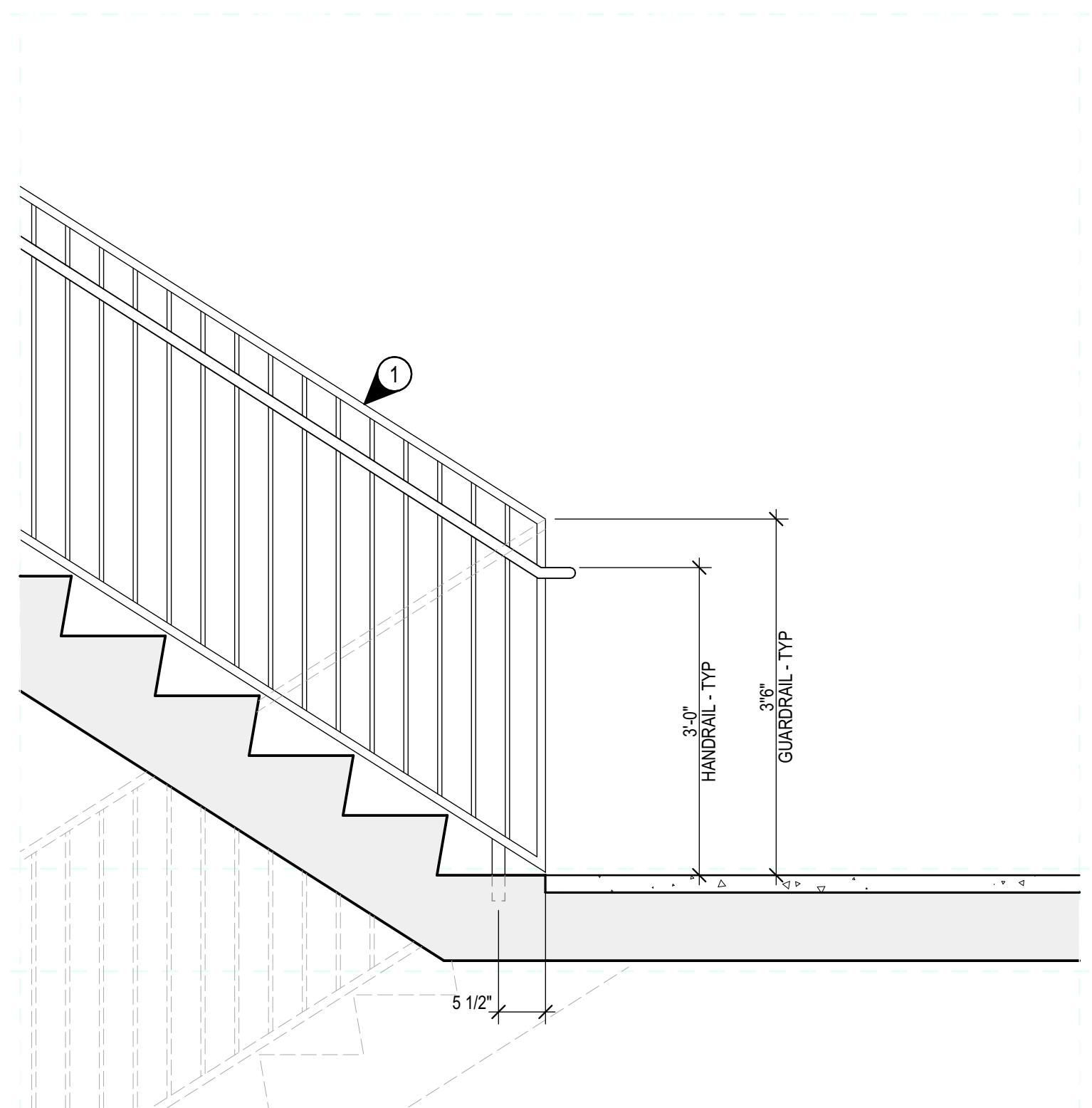
**LEGEND**

- PRECAST CONCRETE
- CONCRETE MASONRY UNIT (CMU)
- PCFA
- PRECAST CONCRETE FINISH RE: SHEET A-200 LEGEND

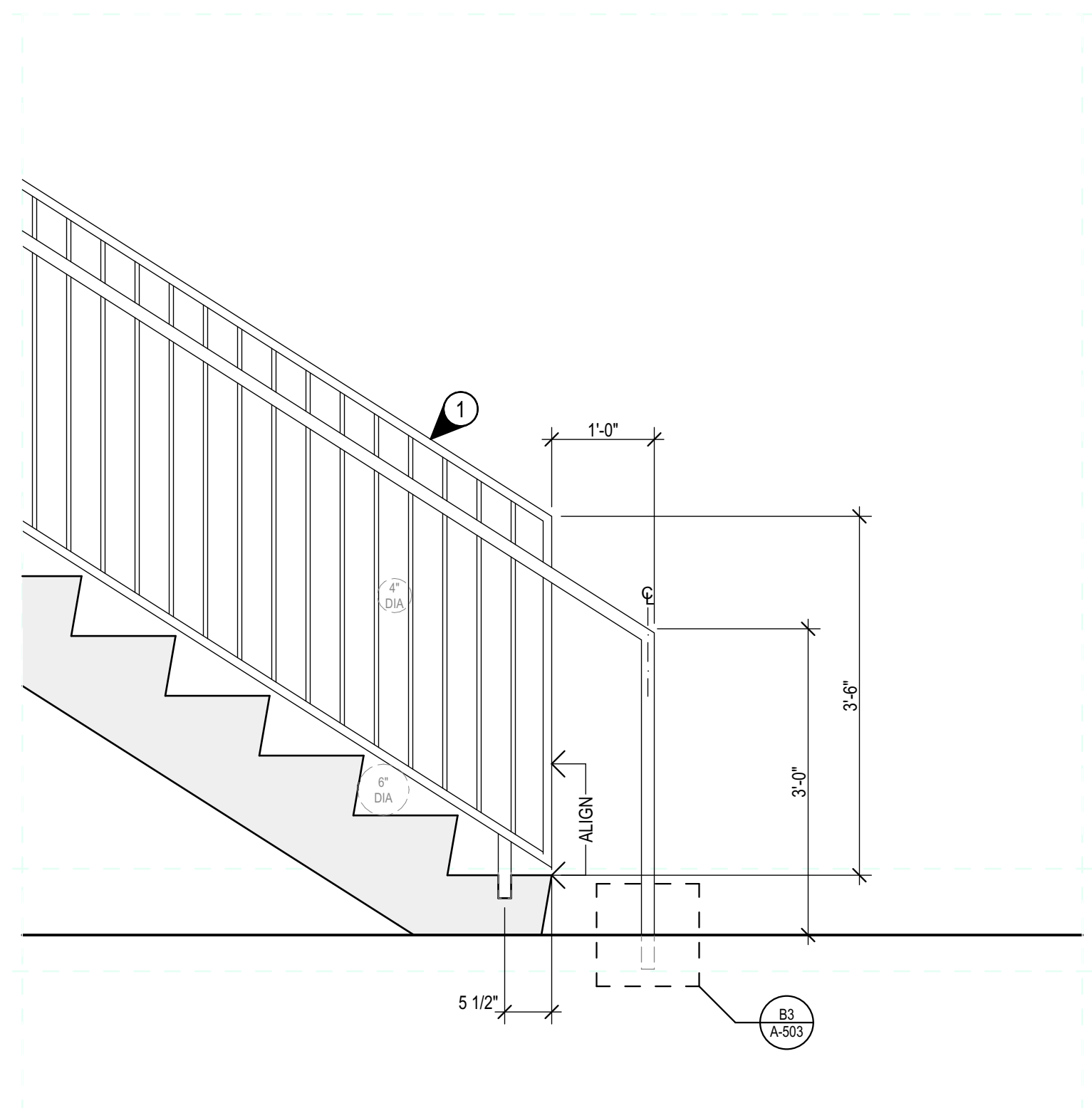
- REFER TO LIFE SAFETY FOR THE FOLLOWING:
- FEC FIRE EXTINGUISHER CABINET
- REFER TO PLUMBING FOR THE FOLLOWING:
- FD FLOOR DRAIN
  - FDV FIRE DEPARTMENT VALVE
- REFER TO ELECTRICAL FOR THE FOLLOWING:
- S1 WET LISTED BIDIRECTIONAL LIGHT FIXTURE
  - S2 WET LISTED DOWN LIGHT FIXTURE



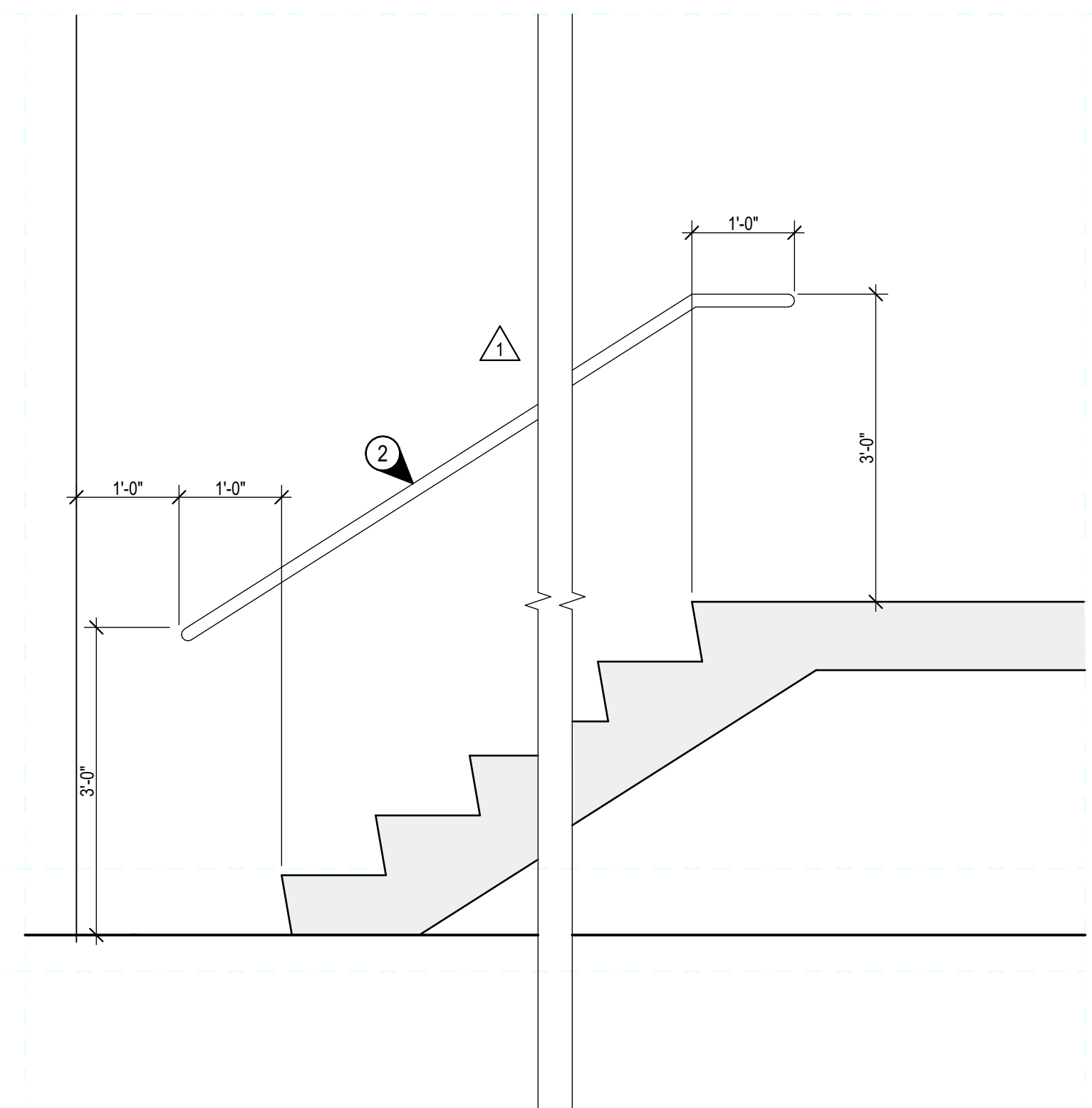
**C1 RAILING MID-LANDING**  
 SCALE: 3/4" = 1'-0"



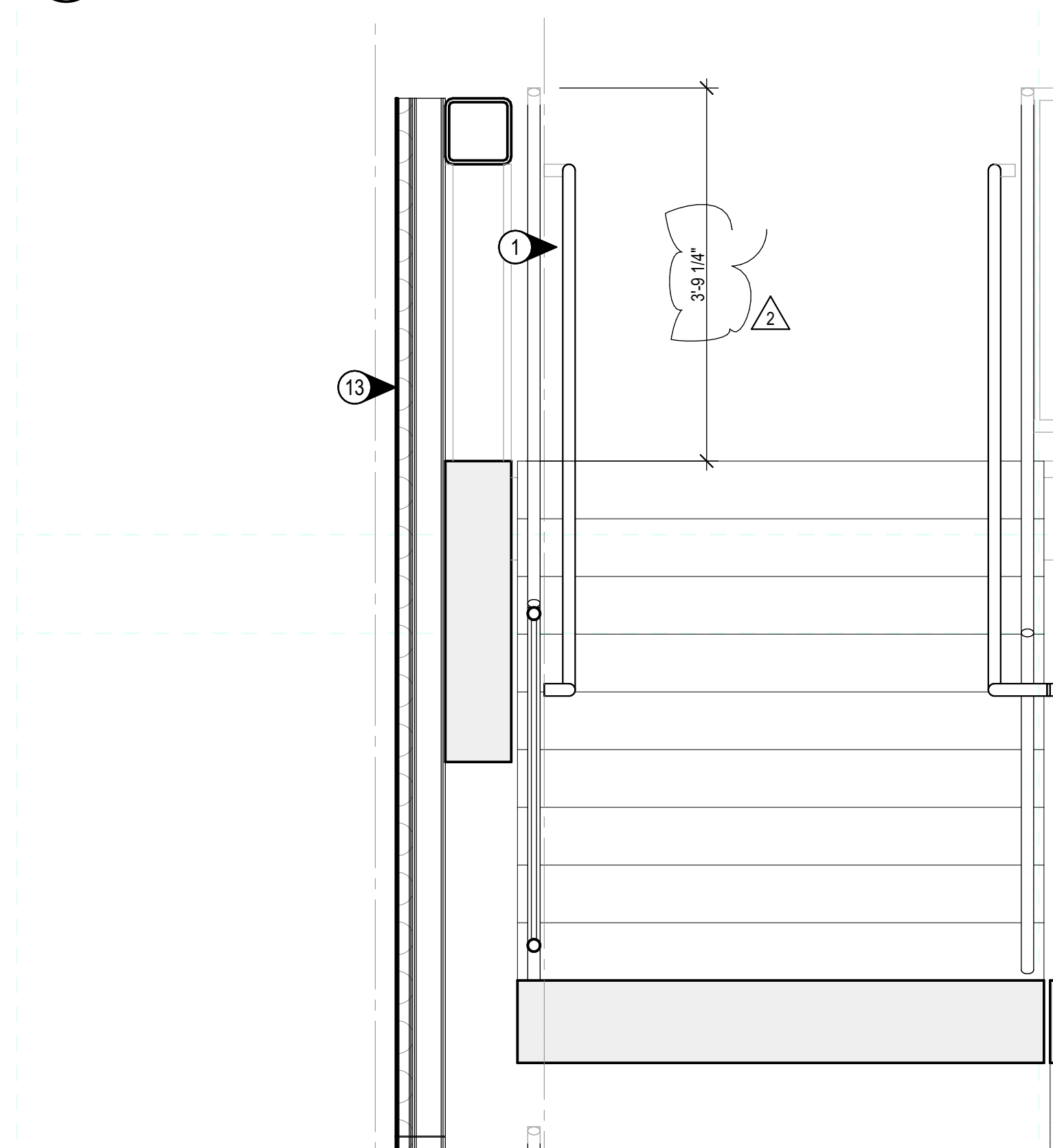
**C2 RAILING AT TOP LANDING**  
 SCALE: 3/4" = 1'-0"



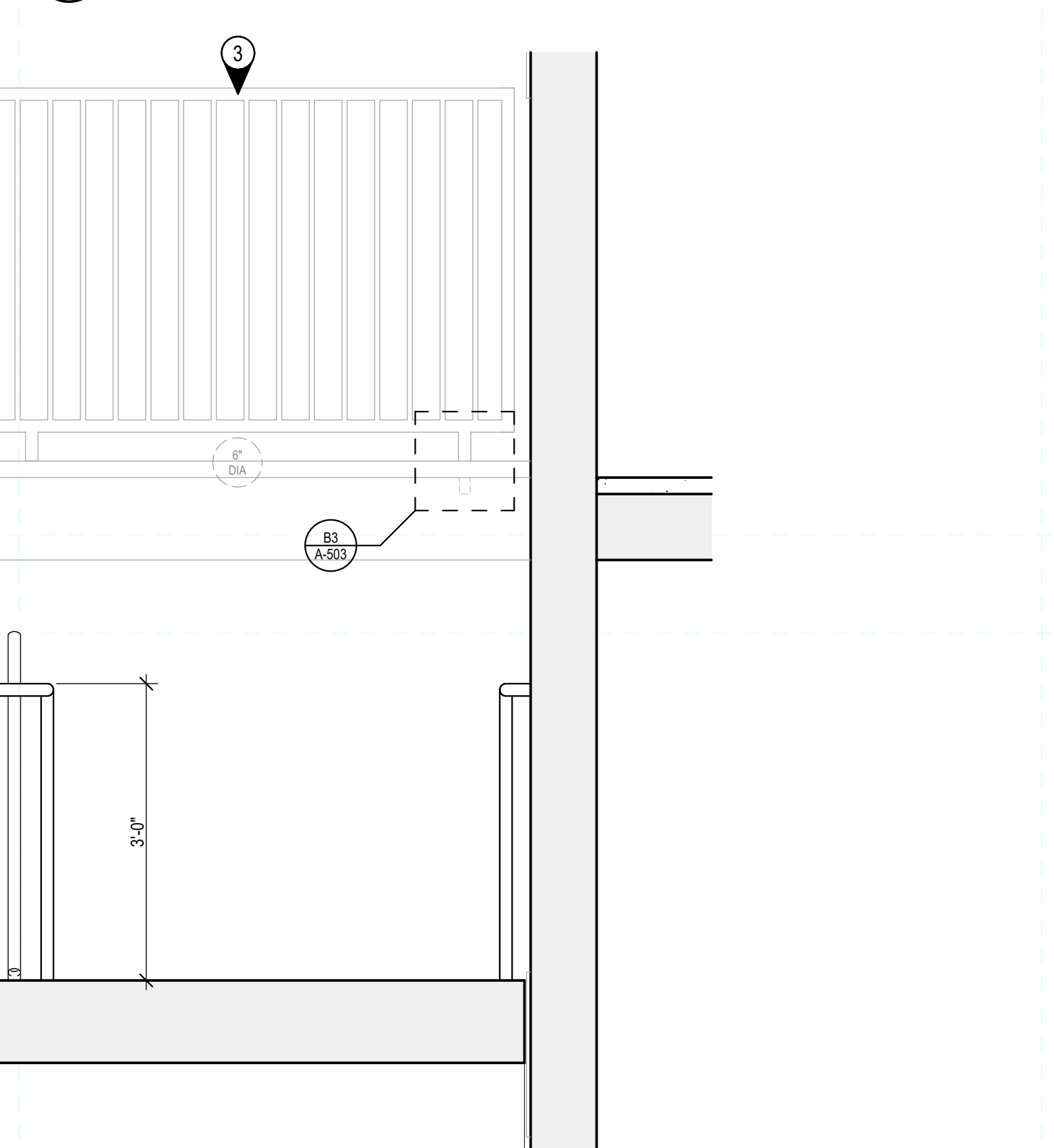
**C3 RAILING START CONDITION**  
 SCALE: 3/4" = 1'-0"



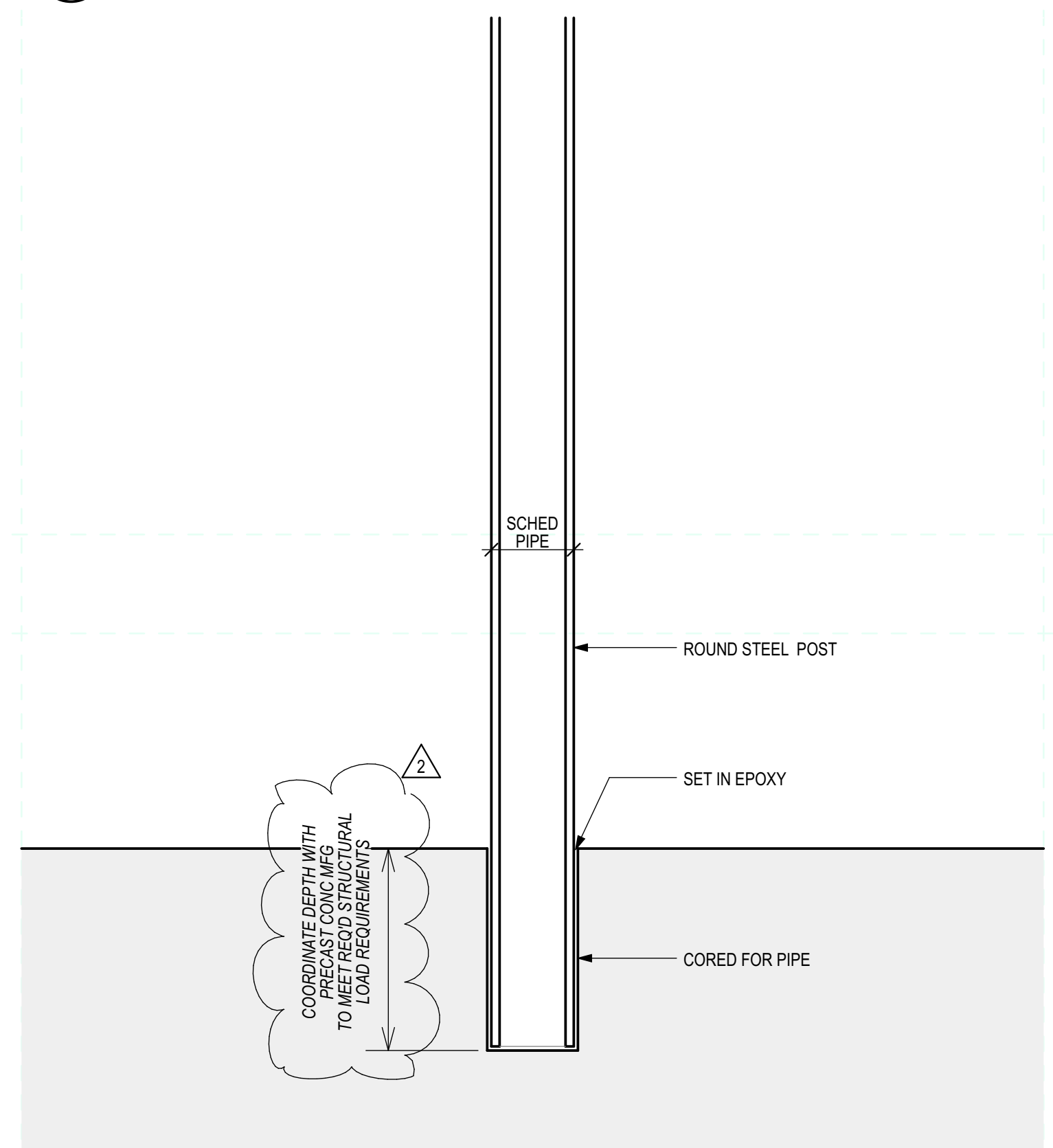
**C4 HANDRAIL @ WALL**  
 SCALE: 3/4" = 1'-0"



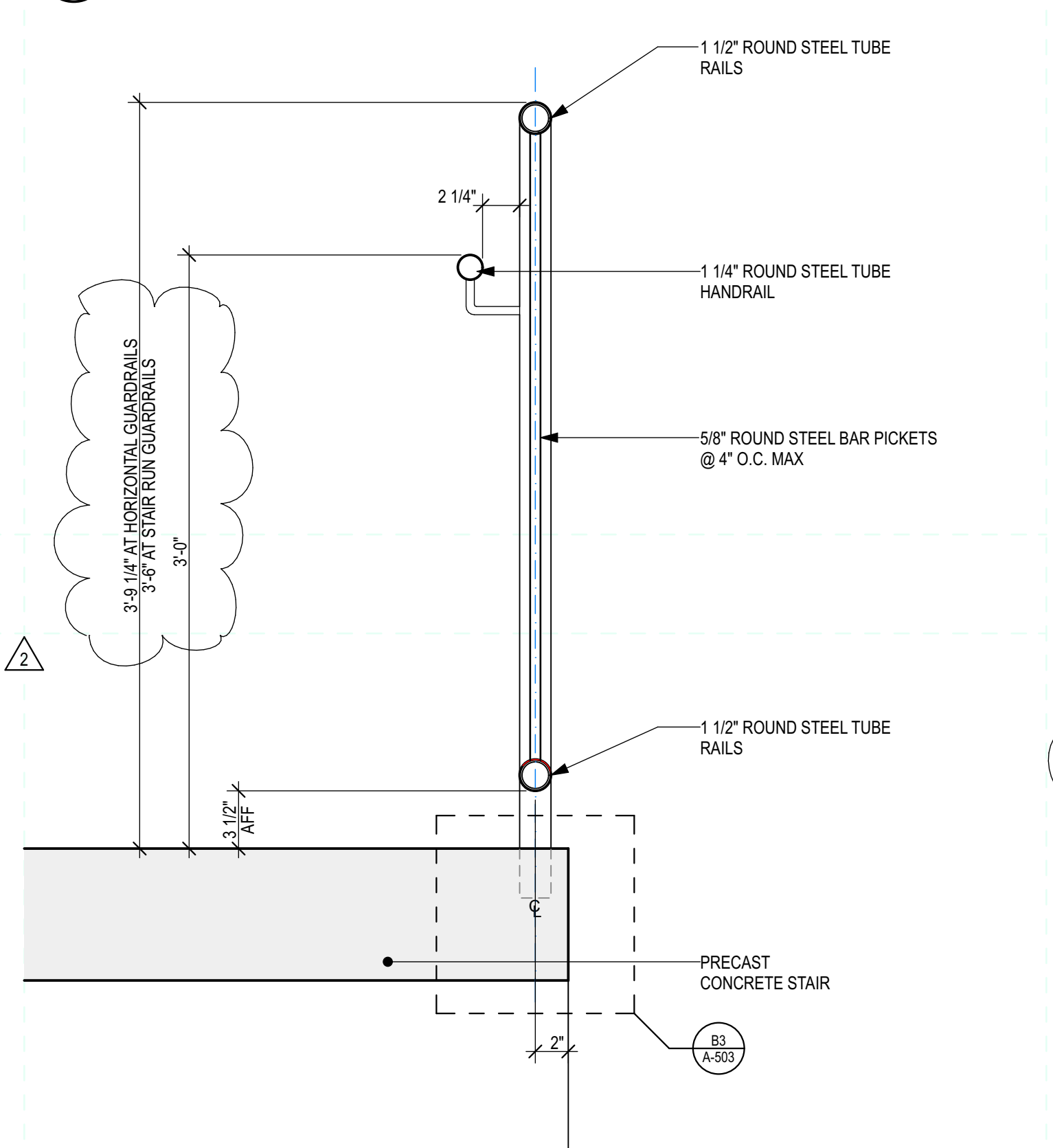
**B1 TOP LANDING AT LEVEL 5**  
 SCALE: 3/4" = 1'-0"



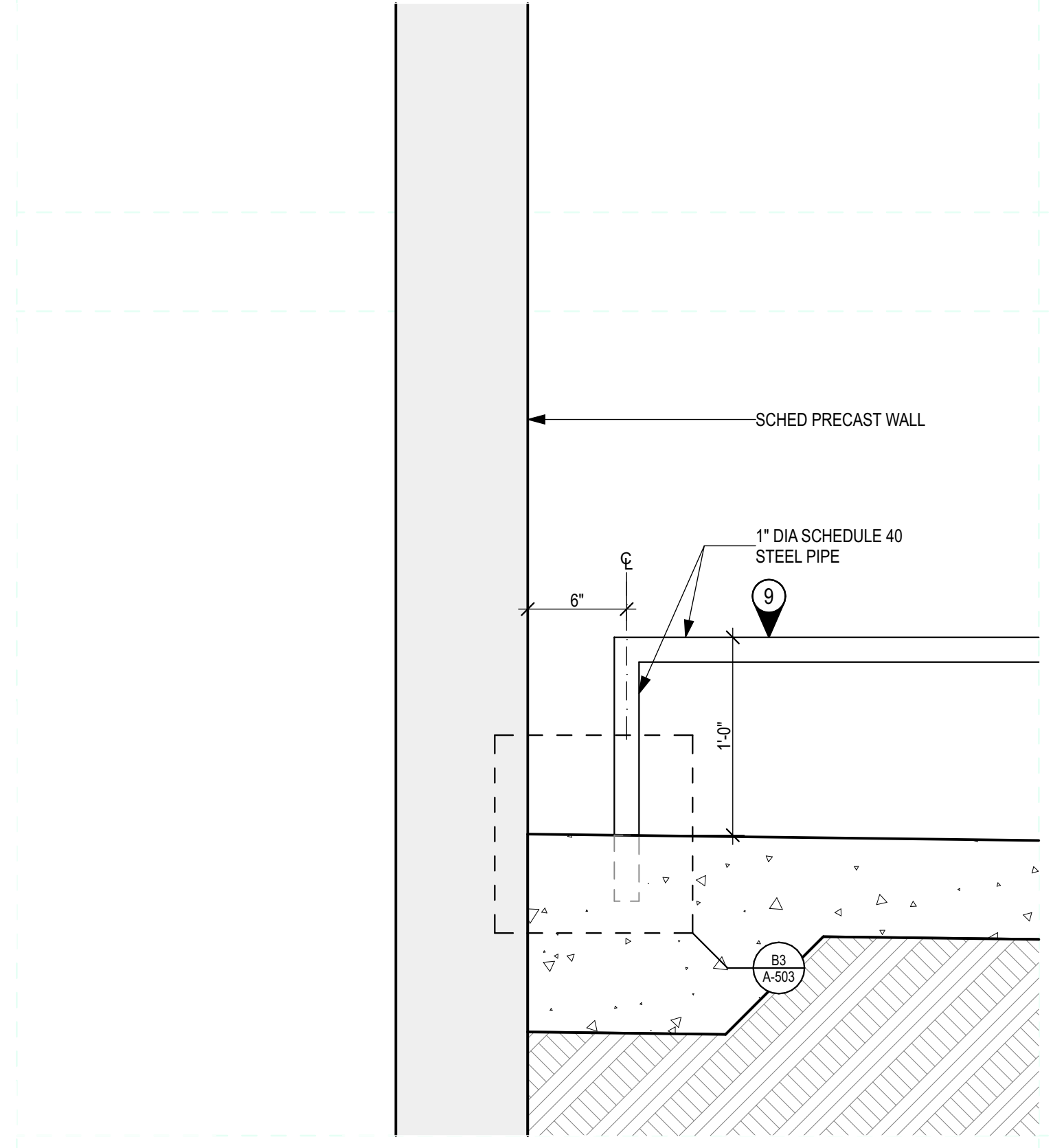
**A2 ENLARGED PLAN @ TOP AND MID-LANDING**  
 SCALE: 1 1/2" = 1'-0"



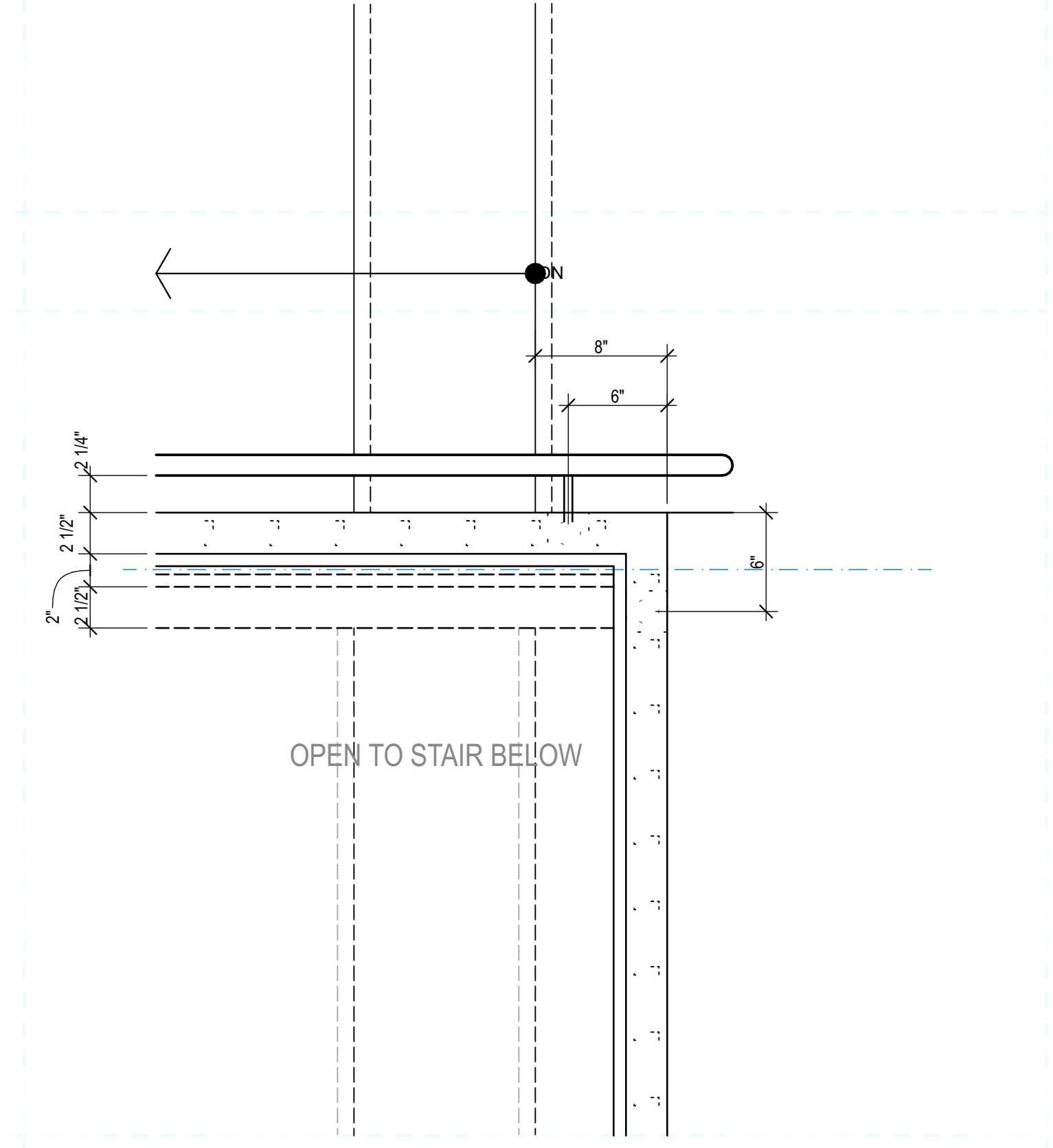
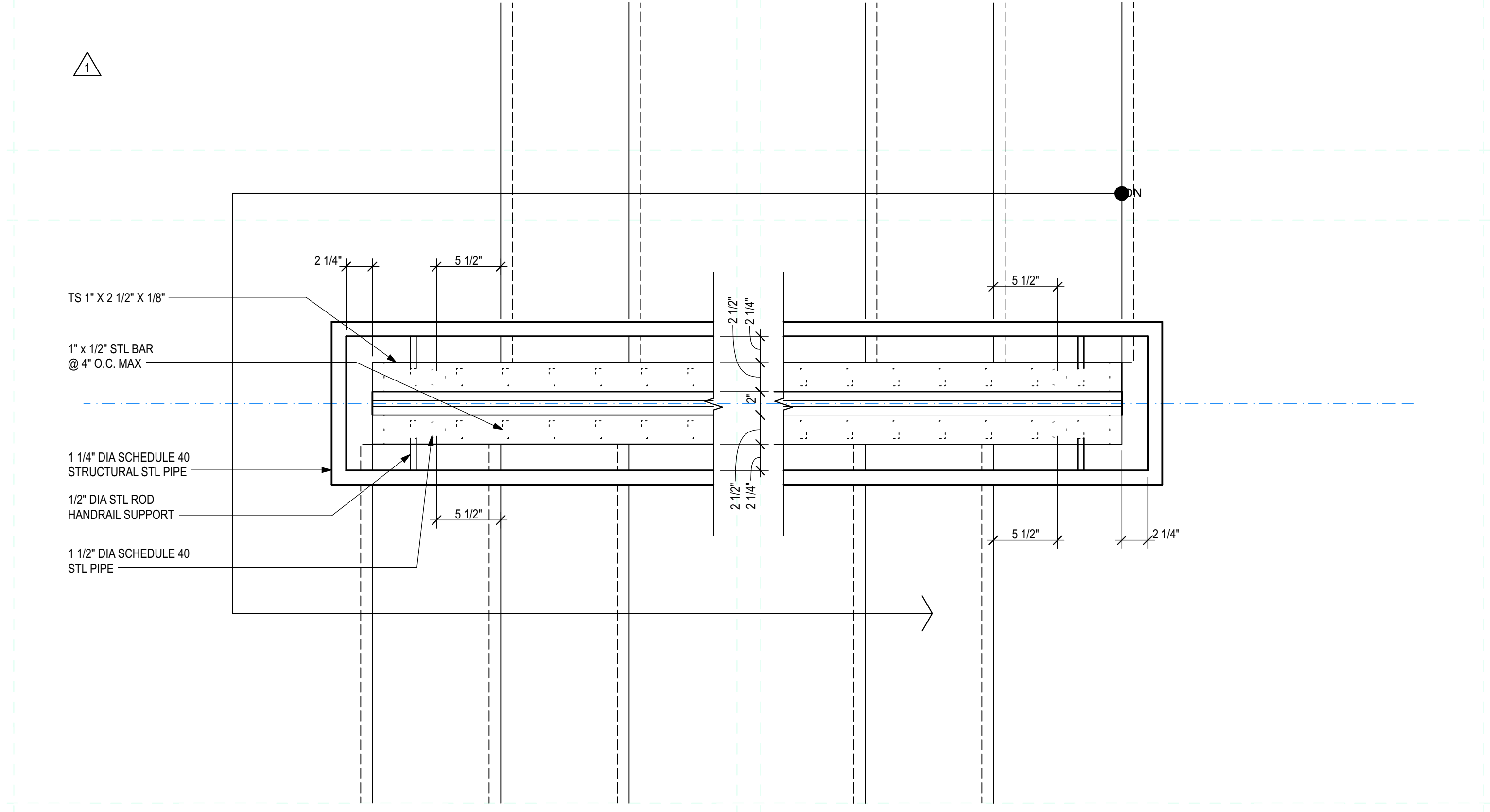
**B3 POST CONDITION**  
 SCALE: 6" = 1'-0"



**B4 TYP GUARDRAIL SECTION DETAIL**  
 SCALE: 1 1/2" = 1'-0"



**A1 CANE RAIL DETAIL**  
 SCALE: 1 1/2" = 1'-0"



**A4 TOP LANDING ENLARGED PLAN - LEVEL 5**  
 SCALE: 1 1/2" = 1'-0"



1	22 JAN 2021	BPS ADDENDUM #3
0	21 DEC 2020	INITIAL ISSUE (PKG THREE)

REV	DATE	DESCRIPTION
EA PROJECT NUMBER:	20028	
PROJECT #	759-20-0606	
BUILDING #	832	



21 DECEMBER 2020

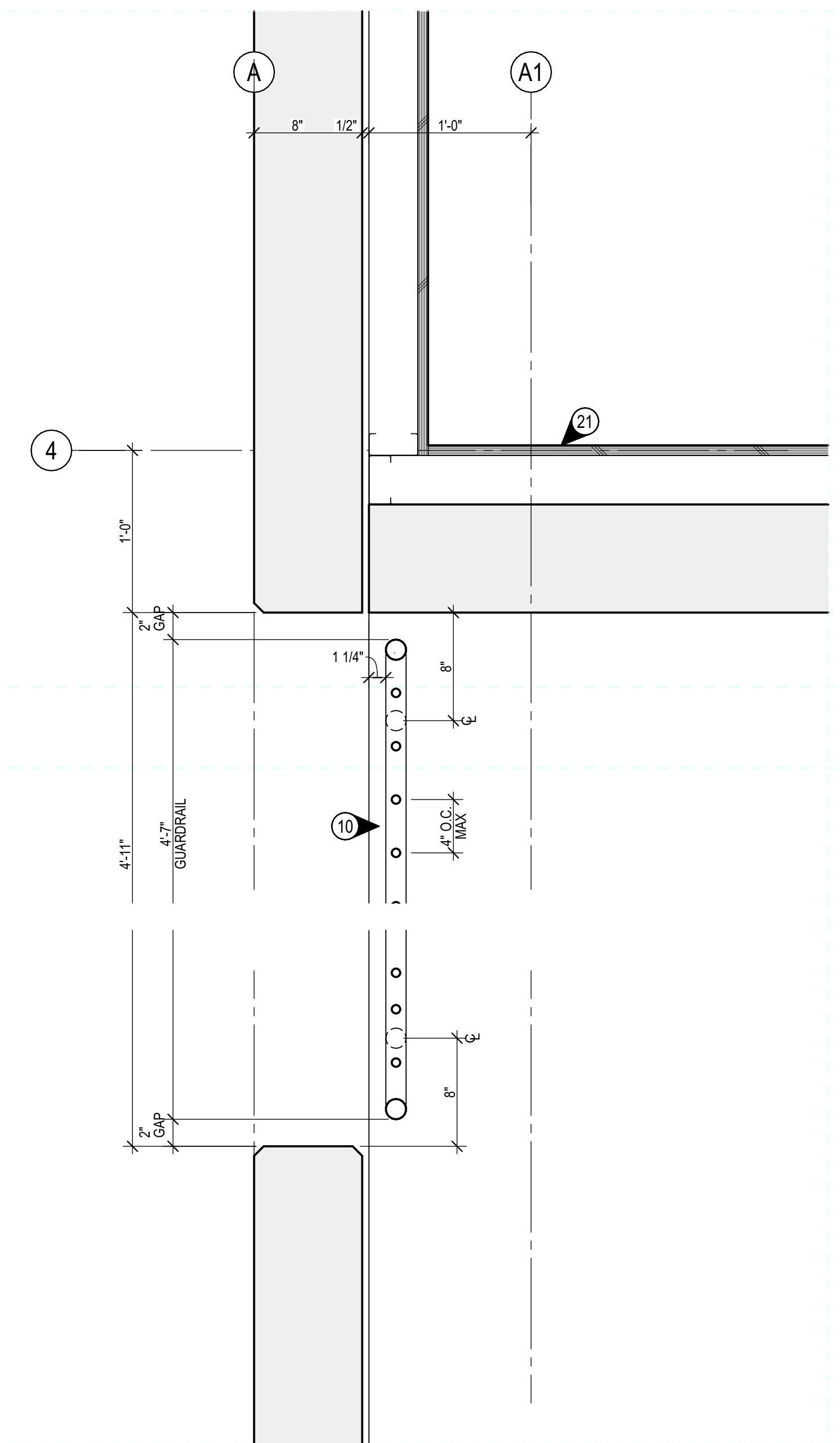
**DETAIL NOTES**

**KEYED NOTES**

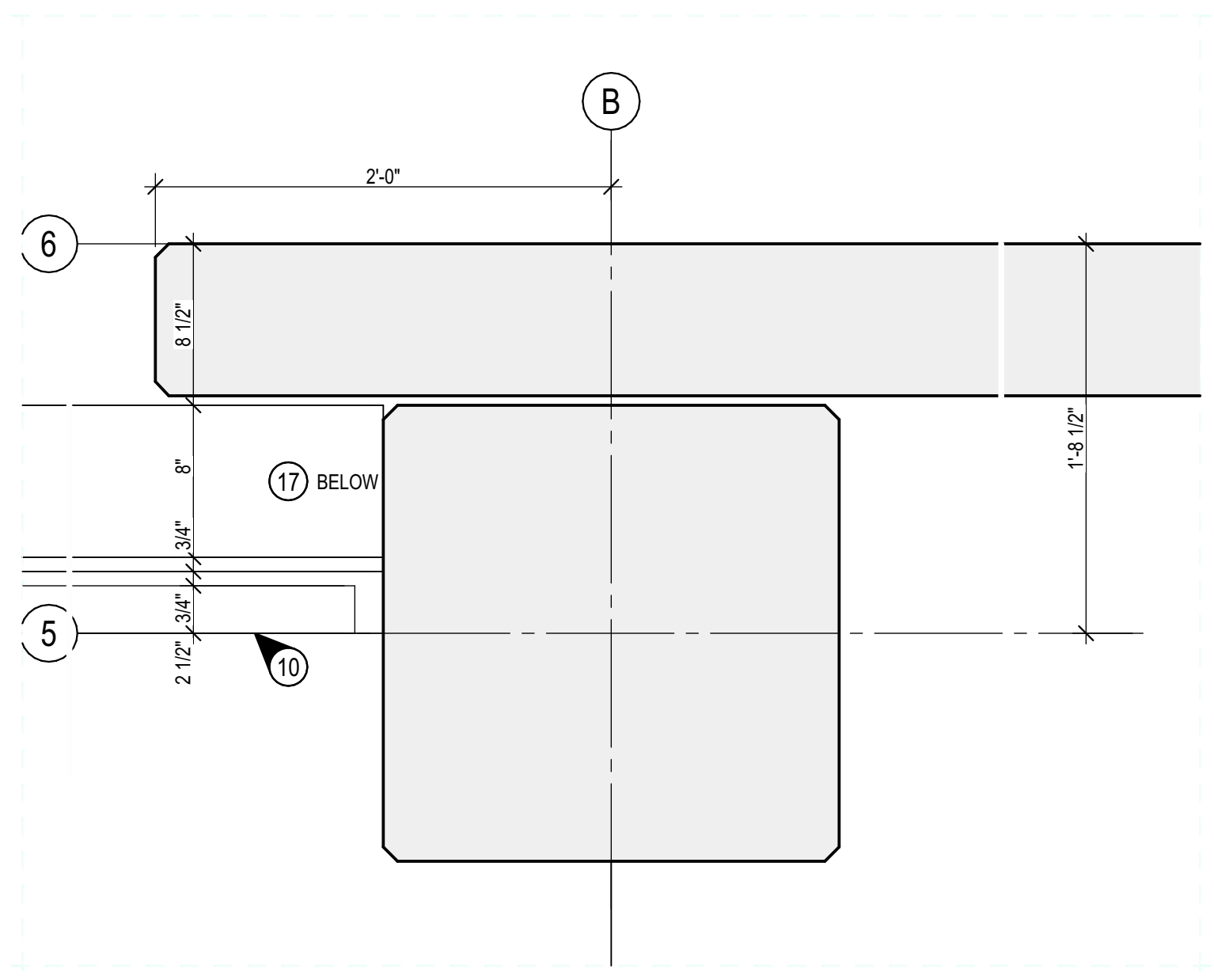
- 01 PRECAST CONCRETE WALL PANEL - TYP
- 02 STRUCTURAL CAST-IN-PLACE GRADE BEAM
- 03 CAST-IN-PLACE CONCRETE WALL AT GRADE
- 04 EDGE OF PRECAST CONCRETE SPANDREL WALL PANEL BEYOND
- 05 PTD 8 INCH REINFORCED CMU PARTITION
- 06 WEEPS AT 32" O.C.
- 07 2" WASH AT TOPPING SLAB, TYP
- 08 MODULAR FACE BRICK VENEER
- 09 6" GALVANIZED EDGE ANGLE BOLTED TO BEAM BELOW
- 10 GALVANIZED STEEL GUARDRAIL
- 11 3/8" GALV MTL COPING W/ 2 1/2" X 2 1/2" WELD ANGLE FASTENED TO WALL FACE - BACKER ROD & SEALANT CONT BOTH SIDES
- 12 CONTINUOUS SEALANT AND JOINT BACKER
- 13 CONTINUOUS FLEXIBLE WATER STOP/ EXPANSION JOINT
- 14 1" EXPANSION JOINT
- 15 PRECAST CONCRETE COLUMN BEYOND
- 16 PRECAST STRUCTURAL TEES WITH CONCRETE TOPPING SLAB (RUN ELECTRICAL LIGHTING CONDUIT IN TOPPING SLAB)
- 17 PRECAST CONCRETE BEAM
- 18 PRECAST CONCRETE COLUMN
- 19 STRUCTURAL CONCRETE SLAB ON GRADE
- 20 PRECAST CONCRETE WALL BEYOND
- 21 FURR-OUT PARTITION AS SCHED
- 22 PRECAST CONCRETE ACCENT PANEL
- 23 FDC CONNECTION
- 24 FLEXIBLE FLASHING
- 25 CONTINUOUS WEATHER BARRIER
- 26 HOLD BACK STRUCTURAL CAST-IN-PLACE CONCRETE BACKUP WALL 4" FOR BRICK FINISH RETURN TYPICAL AT ALL MASONRY-CLAD EXTERIOR WALL OPENINGS
- 27 RETURN BRICK FINISH BACK TO PRECAST CONCRETE OR CAST-IN-PLACE CONCRETE BACKUP WALL
- 28 PREFINISHED PERFORATED ALUMINUM PANELS SECURE TO BRACKET SYSTEM ANCHORED TO PRECAST CONCRETE STRUCTURE.
- 29 PRECAST CONCRETE REVEAL RE: BUILDING ELEVATIONS FOR LOCATIONS RE: B2/A-504 FOR TYPES

**LEGEND**

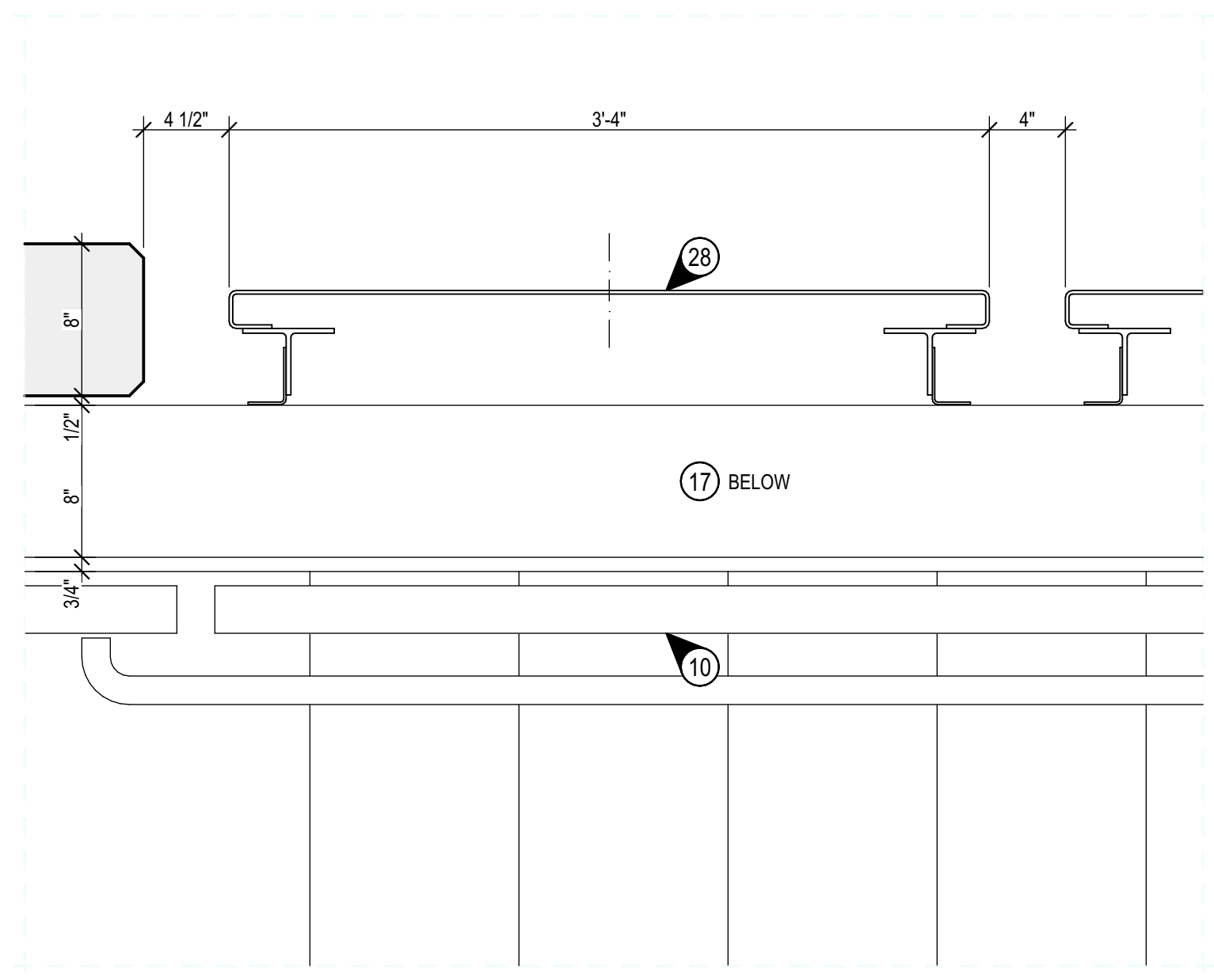
- PRECAST CONCRETE
- CAST-IN-PLACE CONCRETE
- BRICK MASONRY
- CONCRETE MASONRY UNIT (CMU)
- EARTHWORK / SUBGRADE



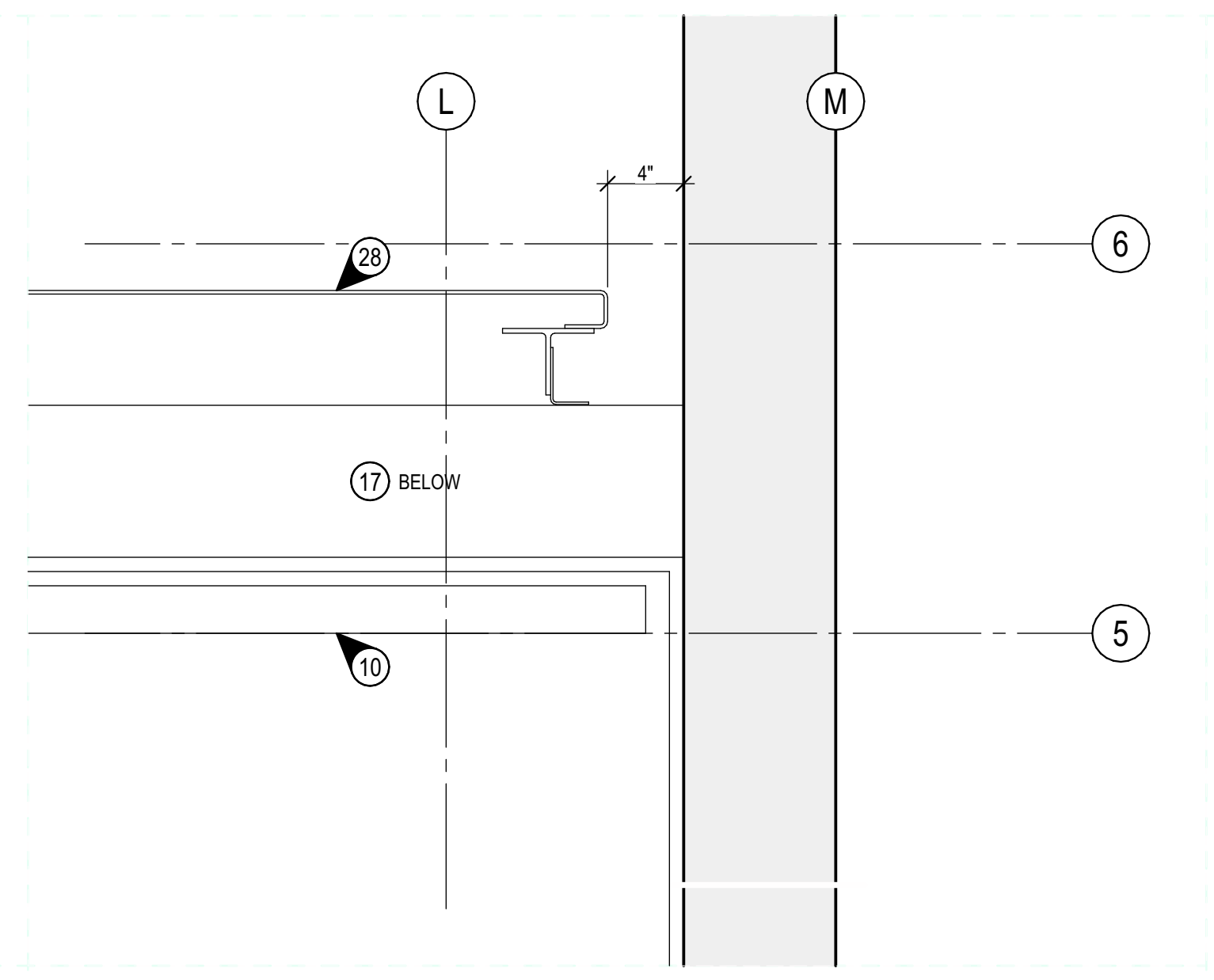
**C1** 2ND FLOOR PLAN DETAIL - NORTHWEST - GUARDRAIL MEETS PRECAST WALLS  
SCALE: 1/12" = 1'-0"



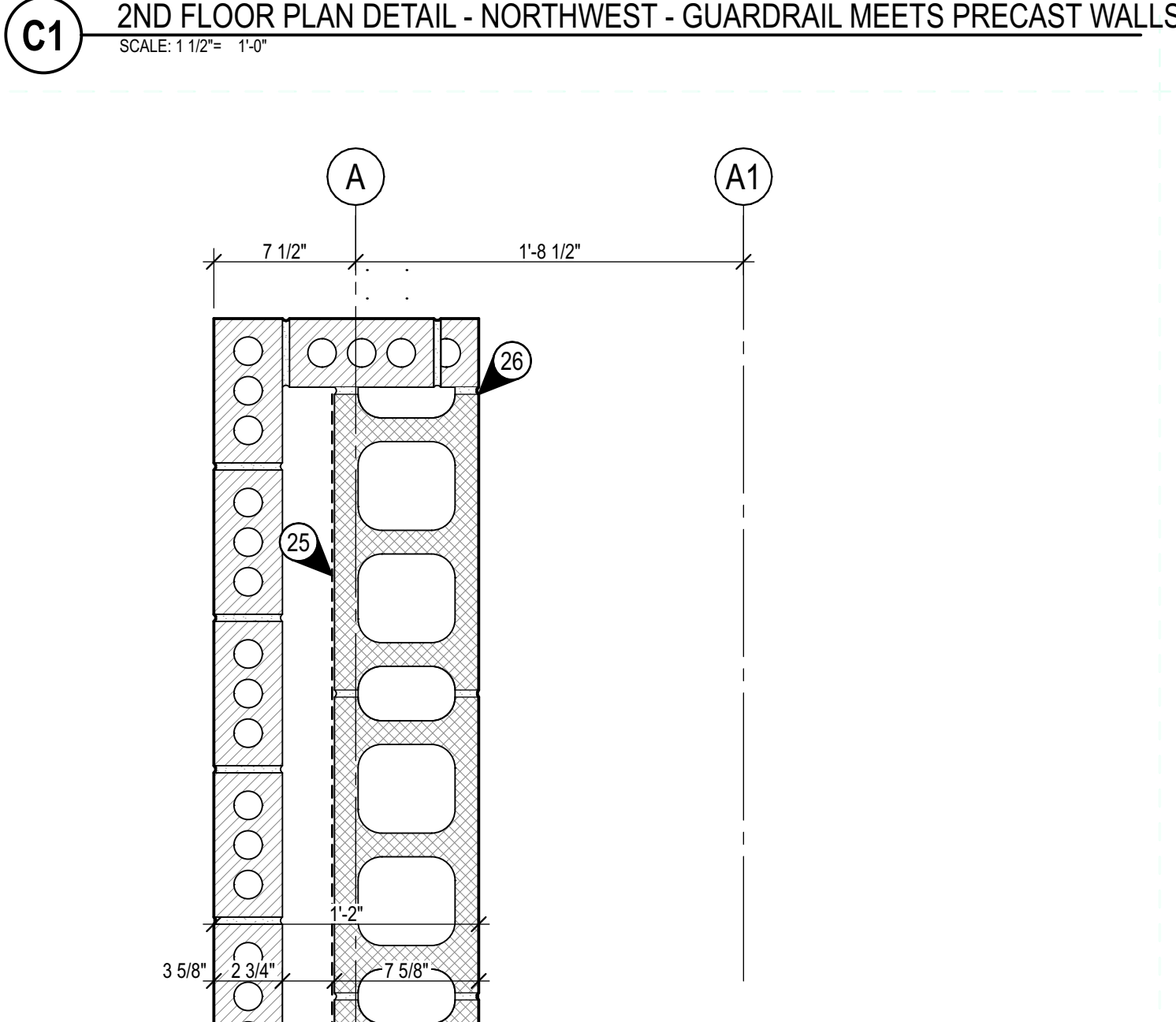
**D2** 2ND FLOOR PLAN DETAIL - NORTHWEST - GUARDRAIL MEETS COLUMN  
SCALE: 1/12" = 1'-0"



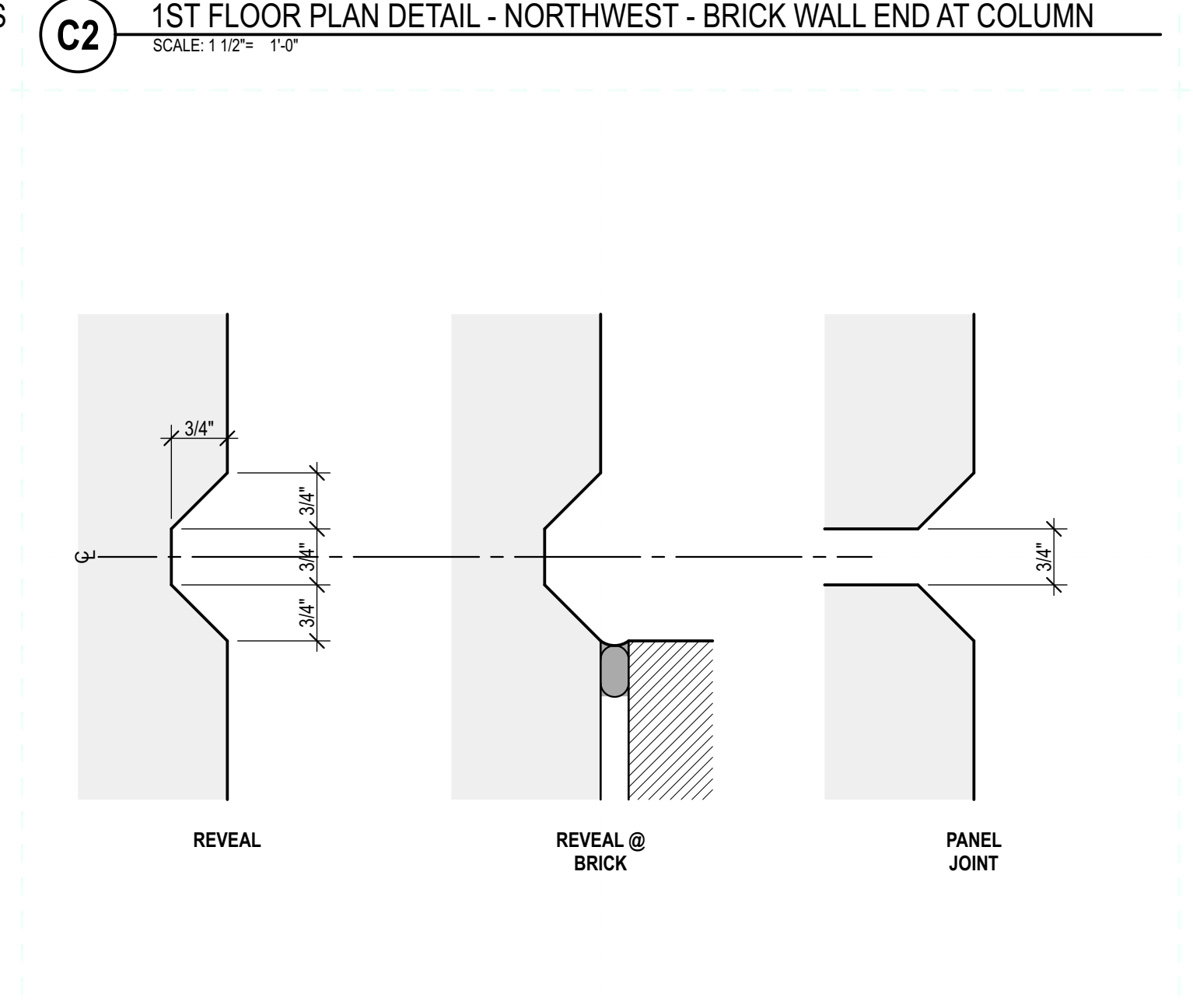
**D3** 2ND FLOOR PLAN DETAIL - NORTHWEST - PERF MTL AND GUARDRAIL  
SCALE: 1/12" = 1'-0"



**D4** 2ND FLOOR PLAN DETAIL - NORTHEAST CORNER - PERF MTL TO PRECAST  
SCALE: 1/12" = 1'-0"



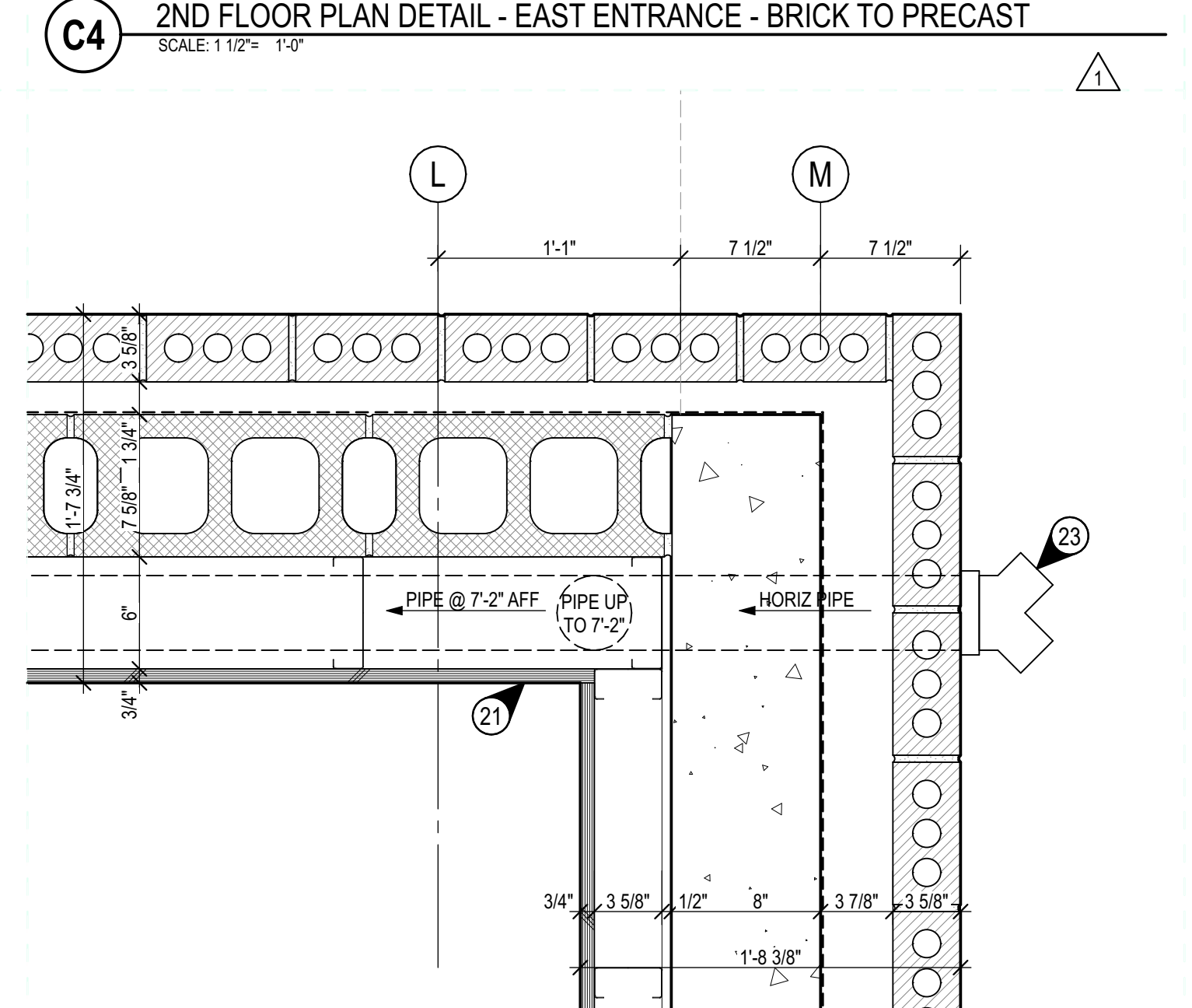
**C2** 1ST FLOOR PLAN DETAIL - NORTHWEST - BRICK WALL END AT COLUMN  
SCALE: 1/12" = 1'-0"



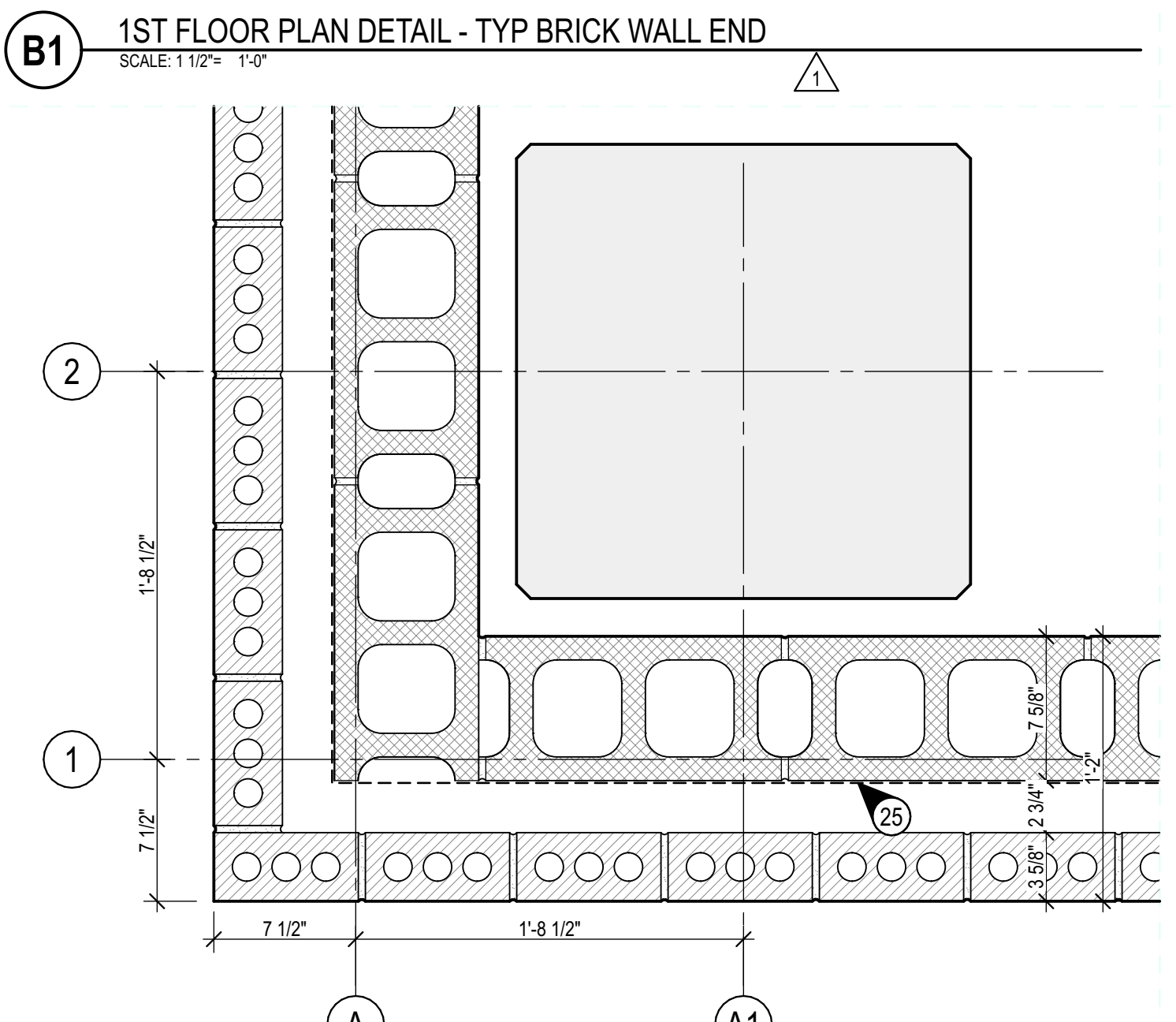
**C3** 1ST FLOOR PLAN DETAIL - NORTHEAST - BRICK WALL END AT PRECAST WALL  
SCALE: 1/12" = 1'-0"



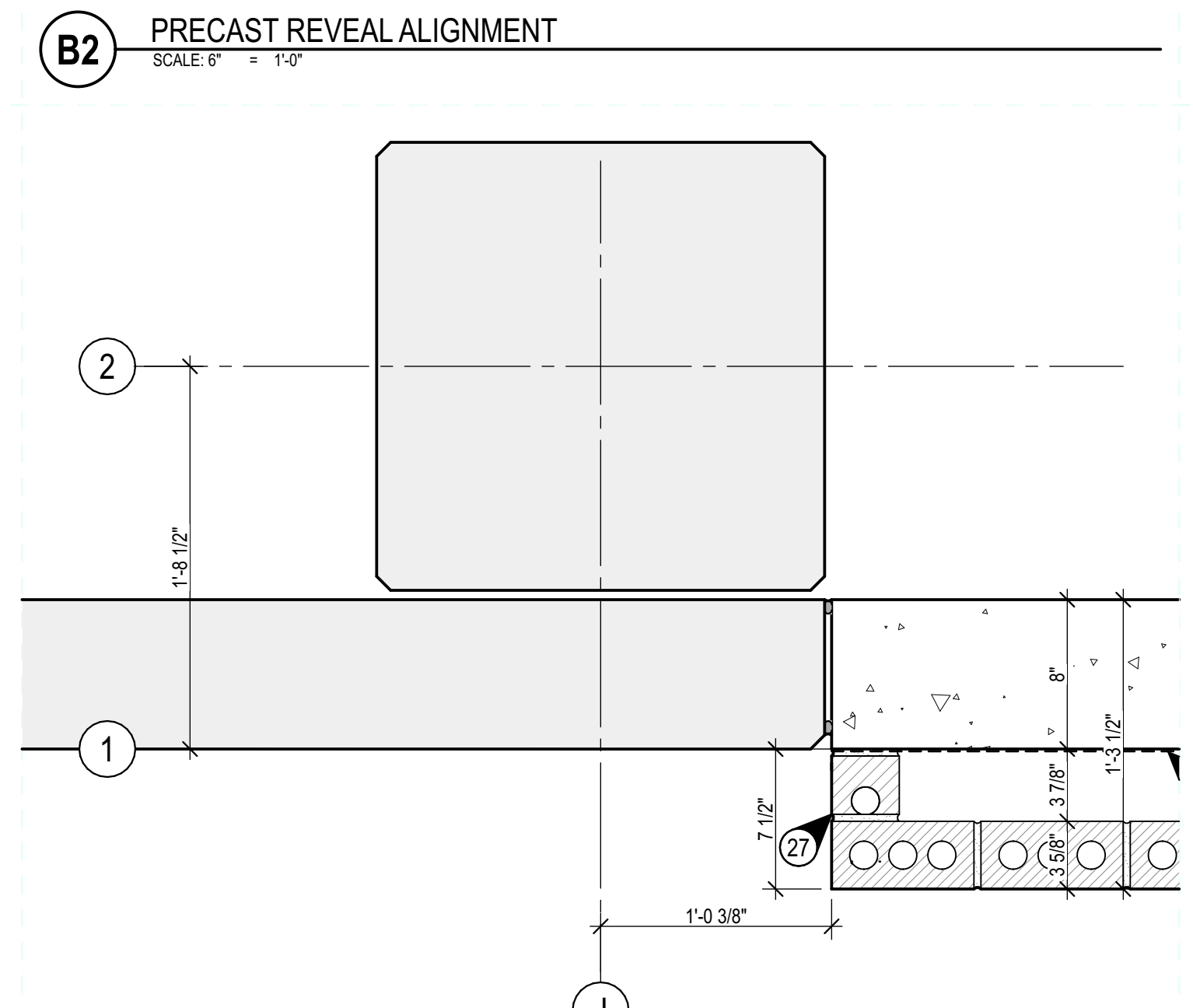
**C4** 2ND FLOOR PLAN DETAIL - EAST ENTRANCE - BRICK TO PRECAST  
SCALE: 1/12" = 1'-0"



**B4** 1ST FLOOR PLAN DETAIL - EAST ENTRANCE - BRICK WRAP  
SCALE: 1/12" = 1'-0"



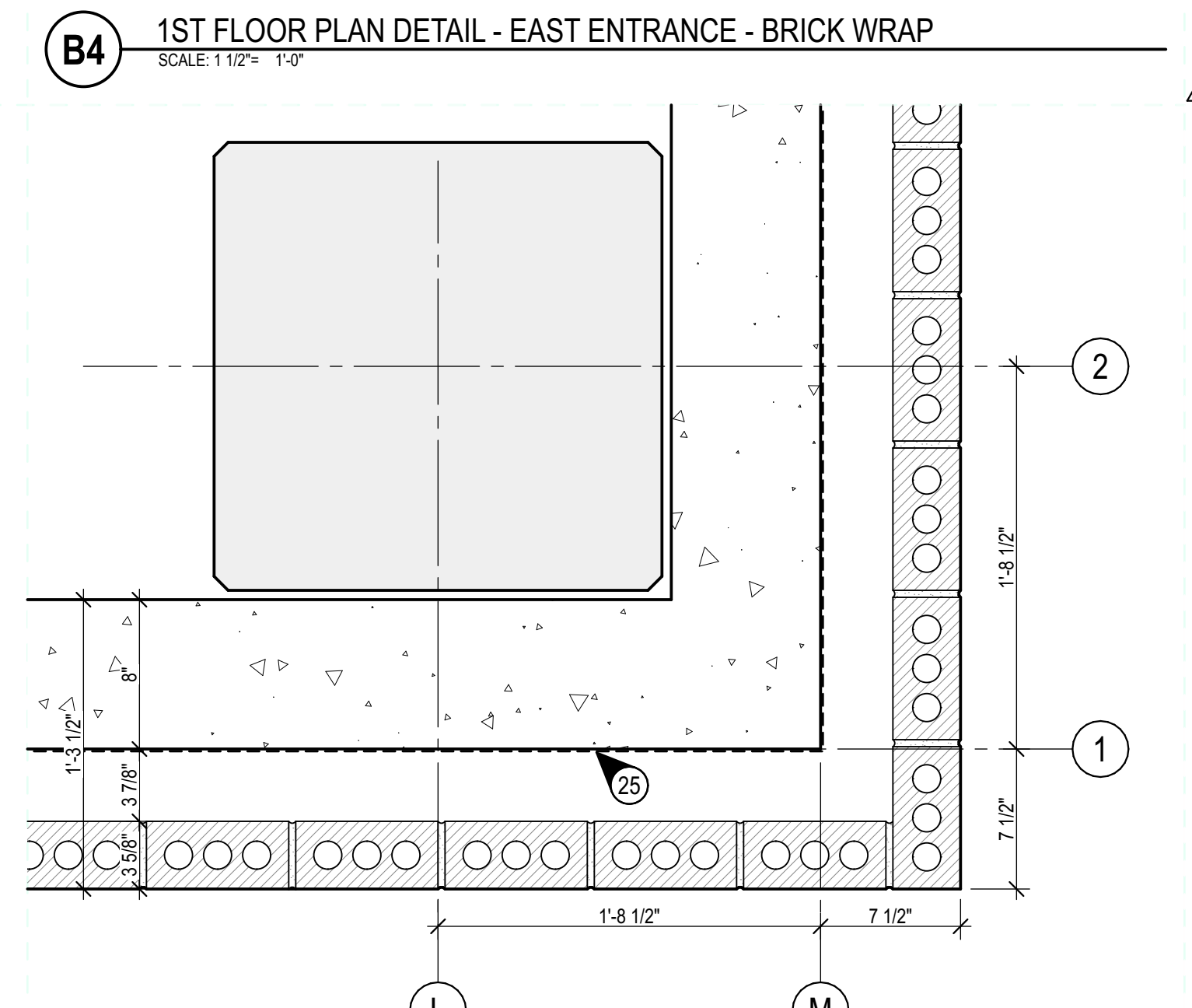
**B1** 1ST FLOOR PLAN DETAIL - TYP BRICK WALL END  
SCALE: 1/12" = 1'-0"



**B2** PRECAST REVEAL ALIGNMENT  
SCALE: 6" = 1'-0"



**A1** 1ST FLOOR PLAN DETAIL - SOUTHWEST CORNER - BRICK WRAP  
SCALE: 1/12" = 1'-0"



**A2** 1ST FLOOR PLAN DETAIL - SOUTHEAST CORNER - PRECAST MEETS BRICK  
SCALE: 1/12" = 1'-0"



